

The Unified Pathway To Light



Master Levels

Master & Master Teacher

Love Inspiration & Maitri Foundation

THE UNIFIED PATHWAY TO LIGHT
MASTER LEVELS



Love Inspiration

Learn • Heal • Awaken

WITH LOVE,
FOR THE BENEFIT OF ALL



Copyright © Love Inspiration

THE UNIFIED PATHWAY TO LIGHT
MASTER LEVELS

The Love Inspiration Ascension Pathway

Phase I : Steps 1 - 7

STEPS	CONSCIOUSNESS LEVEL	EBOOKS	LINK
Phase I			
Step 1 - The Ascension Pathway	Moving towards The New Love Consciousness	Ebooks 1 - 8 (TUPTL = 9 ebooks, PTL = 8 ebooks)	<div> The Unified Pathway To Light <ul style="list-style-type: none"> • <i>The Unified Pathway To Light: Volumes 1-4 + Master</i> [Ebooks 1U, 2U, 3U, 4U, 4.1U] • <i>The Unified Pathway To Transcending The Light: Volumes 1-4</i> [Ebooks 5U, 6U, 7U, 8U] </div> <hr/> <div> Pathway To Light <ul style="list-style-type: none"> • <i>Pathway To Light</i> [Ebooks 1P - 8P] </div>
Step 2 - The Ascended Pathway	The New Love Consciousness & The New Truth Consciousness	Ebooks 9 - 18 (10 ebooks)	<ul style="list-style-type: none"> • <i>Blue Light: Volumes 1-5</i> [Ebooks 9 - 13] • <i>Ascended Pathway</i> [Ebooks 14 - 18]
Step 3 - The Crystal Pathway	The New Crystal Consciousness	Ebooks 19 - 28 (10 ebooks)	<ul style="list-style-type: none"> • <i>A Crystal Ascension: Volumes I-X</i>
Step 4 - The Diamond Pathway	The New Diamond Consciousness	Ebooks 29 - 36 (8 ebooks)	<ul style="list-style-type: none"> • <i>A Diamond Ascension: Volumes 1-8</i>
Step 5 - The Emerald Pathway	The New Emerald Consciousness	Ebooks 37 - 41 (5 ebooks)	<ul style="list-style-type: none"> • <i>The Emerald Awakening: Suites 1-4</i>
Step 6 - The Golden-White Light Pathway	The New Golden Consciousness & The New White Light Consciousness	Ebooks 42 - 49 (8 ebooks)	<ul style="list-style-type: none"> • <i>Golden Divinity: Volumes 1-3</i> [Ebooks 42 - 44] • <i>White Light Wisdom: Volumes 4-8</i> [Ebooks 45 - 49]
Step 7 - The Grand Ascension Pathway	The Grand New Golden Consciousness	Ebooks 50 - 56 (7 ebooks)	<ul style="list-style-type: none"> • <i>The Grand New Golden Journey: Volumes 1&2</i> [Ebooks 50 - 51] • <i>The Grand New Silver Journey: Volumes 3&4</i> [Ebooks 52 & 53] • <i>The Grand New White-Wisdom Journey: Volumes 5-7</i> [Ebooks 54-56]
Welcome to Phase II and The Maitri Levels of Consciousness!			

THE UNIFIED PATHWAY TO LIGHT

MASTER LEVELS

Prerequisites For This Ebook



Welcome!

Please ensure that before you begin these Master Levels you:

- 1) Have completed The Unified Pathway To Light (Volume 4 - Monimo Light).
- 2) Have activated (unlocked) the Master Level energies and attunements using the activation code & instructions on the next page.

*Once you have unlocked the Master Level energies and attunements you are ready to begin.
With love, we wish you well on your continued journey to ascension!*

Helpful Resources For This Ebook

[Sign up for free monthly Ascension Healing \(sent on the 11th of the month\)](#)

[Join the Love Inspiration Community Facebook Group](#)

[Download the Love Inspiration Handbook as an accompaniment to this ebook](#)

[Download the Ascension Pathway Insights ebook as an accompaniment to this ebook](#)

[Visit The Love Inspiration Ascension Pathway FAQ webpages](#)

[Visit our Free Music & Relaxation webpage](#)

[Accelerate Your Ascension Pathway](#)

[Sign up for an Ascension Healing Booster](#)

[Find out how you can help](#)

[Read our Disclaimer](#) and [Copyright Information](#)



A NOTE ON ADHERING TO COURSE TIMEFRAMES & PREREQUISITES:

Higher Consciousness has requested that this note be added here to emphasise the importance of the following:

► Ensuring you have met the required prerequisites before commencing this ebook

FAQ: Is it important to complete the prerequisites for each Ascension Pathway ebook?

► Ensuring you follow the prescribed timeframes in this ebook

FAQ: Do I need to follow the prescribed timeframes given in each Ascension Pathway ebook?

► Ensuring you follow the prescribed resting timeframes in this ebook

FAQ: Is it important to complete the resting days in between the Ascension Pathway practices?

All of the prerequisites, practices and timeframes in this ebook have been divinely created, designed & brought through by Higher Consciousness so that we are able to get the maximum benefit from the energies in order to ascend. We lovingly ask that you please read the above FAQs and refrain from 'speeding through' timeframes, practices or ebooks in less time than has been divinely prescribed. Over the years, Higher Consciousness has shared a number of messages on this topic and with much love, we now wish to share some of these here:

"Each individual on these pathways will find some layers of healing and purification easier than others; this is due to your own karmic circumstances and is not a justified cause to skip timeframes or 'accelerate' yourself due to egoic justifications. Please Dear Ones we say it with love - be kind to yourself and follow the pathways as indicated, as best you can. There is no 'pass' or 'fail' on this journey, but there are circumstances that lead to a more complete journey. Please follow our guidance in the energies and know that you are being watched with great love and abundance."

"Accessing advanced level energies before you are ripe to receive them can cause backward-sliding effects for not only oneself, but for the Love Inspiration Community & collective consciousness as a whole. Your premature acceleration is not recommended, with love, under any circumstances. Please take heed."

"Those who are knowingly not following the Ascension Pathway correctly, not using the specified timeframes or jumping ahead to reach advanced levels or practices, we ask you lovingly to refrain. This is not a request for ourselves, but rather a plea to aid your very own ascension. Let us assure you that misusing the energies in this way will not bring you any advancement and in fact, over time, misuse of the energies will corrode your energetic merit & therefore your ability to stay on the pathway."

Lastly, please know that if you want to speed up your pathway/ascension, then Higher Consciousness has lovingly brought through several *legitimate* optional ways to do this and further information can be found on the [Accelerate Your Ascension Pathway webpage](https://www.loveinspiration.org.nz/accelerate-your-ascension-pathway).

THE UNIFIED PATHWAY TO LIGHT

MASTER LEVELS

ACTIVATING (UNLOCKING) THE MASTER LEVELS ENERGIES:

Before opening up to these beautiful Master Levels energies, it is very important that you firstly activate or 'unlock' the energies & attunements in this ebook. Once this is completed, you will then be ready to begin!

The activation is a very simple process, done by yourself, using a specially embedded activation code to 'unlock' the energies in this ebook. The four step process is outlined below and should only take you around five minutes or so to complete.

(For more information about the activation codes or the activation process - please visit our [Activation Codes FAQ's](#)).



■ 1) Preparation:

Please sit or lie down, whichever is more comfortable for you, and ensure that you will not be disturbed for at least 5 minutes or so. Perhaps you wish to play some [healing or relaxing music](#), light some candles or burn some incense to create a nice ambience.

■ 2) Invocation:

Invoke the activation ('unlocking') by placing your hands together, fingertips touching in prayer position and saying the following:



**"With infinite grace, I ask humbly and clearly to
activate the energies & attunements of
The Unified Pathway To Light Master Levels.
With the unique activation code 9147773301 may this be so.
May this activation benefit all beings.
Thankyou, thankyou, thankyou."**

■ 3) Receiving:

If you wish to, you can now just sit for a few minutes as the energies are unlocked for you. After this period of time, as you feel ready, you may wish to give thanks. The activation is now complete!

■ 4) Understanding:

Once you have completed your activation, we ask that you now read through - ["Activation Codes and Prescribed Timeframes"](#). This will only take around a minute or so and will help you to receive the maximum benefits from all of these healing energies, attunements and practices. After this, you are now ready to begin opening up and receiving these beautiful Master Level energies! May you enjoy these with much love & light and with an intention to benefit all beings.



THE UNIFIED PATHWAY TO LIGHT

MASTER LEVELS

FOREWORD:

It is with a warm heart and with much joy that we welcome you to The Unified Pathway To Light Master Levels. These Master levels include two separate levels; The Unified Pathway To Light Master Level and The Unified Pathway To Light Master Teacher Level.

Both of these levels are being offered to you here in this one ebook with the utmost love & gratitude and we truly hope that you will enjoy these new energies for the infinite benefit of all!

As you move through these pages, You will notice that the Master Level provides you with the necessary energies to finish your Unified Pathway To Light journey. The Master Teacher Level is then an optional step forwards for those who would like to teach this system to others.

We will leave this decision open for you to decide whether you wish to progress into the Master Teacher Level or not. We feel that this is a choice best guided by your own intuition and we will do our best here in this ebook to provide you with all the necessary information so that you can make an informed and appropriate decision for you.

Firstly though, before we get into talking about the Master Teacher Level, let us understand more about the purpose of the Master Level, as this is an important part of completing the sequence of Unified Pathway To Light energies.


The Guides have explained that the Master Level is the final 'seal' or 'cap' for all of The Unified Pathway To Light energies received to date. This is a very important and compulsory step for finishing off The Unified Pathway To Light and is also a necessary prerequisite for those wishing to move forward into the sequel energies - The Unified Pathway To Transcending The Light.

The Master Level energies will therefore seal, or cap, all of the previous four volumes of healing work and after receiving these, you will have finished The Unified Pathway To Light journey.

Once you have received The Unified Pathway To Light Master Level energies, you will then be given the opportunity to take an additional and *optional* step up to become a Unified Pathway To Light Master Teacher, should you wish to.

We recognise that so far, this has been a deeply healing, challenging, rewarding and transformational time for you over this last eighteen months or so and with the Master Level, you have now reached the pinnacle point of The Unified Pathway To Light journey.

Perhaps you have seen some changes occurring in your life? Perhaps some doorways have opened and closed along the way? Perhaps you can feel some differences in your inner world? We truly hope so!



THE UNIFIED PATHWAY TO LIGHT

MASTER LEVELS

So here, after you have received the Master Level energies, you may feel ready to take another big step forward yet again and move into a Unified Pathway To Light Master Teacher role. Again this is only an optional step forward for you if you wish to receive these energies.

Whatever you decide about the teacher step (and there will be more information still to come about this), we invite all of you to finish the Unified Pathway To Light journey here in this ebook so that you can then move into the next series of energies, known to us as [The Unified Pathway To Transcending The Light](#).

We are truly delighted to be able to offer yet another series of new and exciting ascension based attunements and Higher Consciousness teachings to you with this new sequel and it is with much love and light that we offer these highly sophisticated energies to those who have completed The Unified Pathway To Light Master Level.

Again, It is not compulsory for you to receive the Master Teacher Level energies. Only the Master Level energies are needed in order to qualify for moving forward into the next phase of 'Transcending The Light' teachings. This is a very important point.

For those of you who feel drawn towards receiving The Unified Pathway To Light Master Teacher level, that's wonderful. If you are not, that's totally fine as well! There are indeed many different rewards offered during the Master Teacher Level however for some of you, receiving the Master Level energies may be enough as you progress forwards into your Transcending The Light journey.

For those of you who may be interested to teach either of the Advanced Usui or Advanced Kundalini Levels, we lovingly suggest here that you consider receiving The Unified Pathway To Light Master Teacher Level also. By doing so, you will be able to offer The Unified Pathway To Light attunements as a wonderful complement to these additional healing systems.

For now though, we hope that you enjoy these energies, attunements and teachings for the benefit of all. May they bring you happiness, love, joy and purity in your life and may you radiate this outward for all to benefit from!



THE UNIFIED PATHWAY TO LIGHT
MASTER LEVELS

CONTENTS:

Content	Page
Dedication	I
The Love Inspiration Ascension Pathway - Steps 1-8	II
Prerequisites & Helpful Resources	III
A Note On Adhering To Course Timeframes & Prerequisites	IV
Activating (Unlocking) The Master Level Energies	V
Foreword	VI
Contents	VIII
An Overview Of This Ascension Pathway	X
An Overview Of The Master Levels	XII
Welcome To The Master Level	1
Welcome To The Unified Pathway To Light Master Level!	2
1. An Introduction To The Master Level Practices	4
2. Additional Healing Notes For The Master Level	5
3. You Have Now Opened Two Treasure Chests - Enjoy!	7
4. Advanced Usui & Kundalini Courses (Optional)	8
5. Final Comments For The Master Level	9

THE UNIFIED PATHWAY TO LIGHT
MASTER LEVELS

Welcome To The Master Teacher Level!	11
1. Introducing The Practical Aspects Of Being A Master Teacher	15
2. Do You Want To Become A Master Teacher?	18
3. Completing The Master Teacher Practices	19
4. The Guides Say Thank You!	23
5. Now You Are Ready To Share These Energies With Others!	24
6. Using Symbols To Give Healing Sessions & For Activating Attunements	25
7. Giving Light Acceleration Healing Sessions - The Guidelines	26
8. Giving Light Acceleration Healing Sessions - The Process	33
9. Giving Attunements - An Introduction	45
10. Understanding The Unified Pathway To Light Attunements	48
11. How To Activate Attunements - The Process	50
12. Activating Master Level Attunements - The Process	53
13. How To Give Attunements 'In Person'	55
Final Comments & Next Steps	57

GET THE MOST CURRENT VERSION OF THE UNIFIED PATHWAY TO LIGHT - MASTER LEVELS EBOOK!

Please note that this ebook is updated as further information comes to light, therefore before you begin, and periodically throughout your attunements if you wish, please [visit our website](http://www.loveinspiration.org.nz) to check you have the most current version. The version number and date are listed in the bottom right hand corner of each page of the book and only the version on our website will always be the most current.

THE UNIFIED PATHWAY TO LIGHT

MASTER LEVELS

AN OVERVIEW OF THIS ASCENSION PATHWAY:

Step 1: Ascension Pathway

NAME	VOLUME	EBOOK NAME	COMPLETION TIMEFRAME
The Unified Pathway To Light	1	The Celestine Series	4.5 months
	2	The Sorcebro Energy Suite	4.5 months
	3	The Pilgrimage	3 months
	4	Monimo Light	6 months
	Master	Master Level & Master Teacher Level	2 weeks
Total Completion Time for TUPTL = approx. 18.5 months			
The Unified Pathway To Transcending The Light	1	The Unified Truth	6 months
	2	The Diamon Ascension	6 months
	3	A New Light	6 months
	4	Crystal Transcension	3 weeks
Total Completion Time for TUPTTTL = approx. 19 months			
Total Completion Time for Step 1: Ascension Pathway = approx. 37.5months / 3years			
<i>You are then warmly invited to walk on Step 2: The Ascended Pathway</i>			



In the summary table above, you can see that the Master Levels can be completed in a very short period of time when compared with the other volumes of energies. In just two short weeks, you will become a Unified Pathway To Light Master and for those who choose to, you will also become a Unified Pathway To Light Master Teacher.

For those wishing to move forwards into The Unified Pathway To Transcending The Light, your choice here about becoming a Master Teacher does not make any difference to your ascension journey forwards. The Unified Pathway To Light Teacher Level is simply a gift being offered to you for all of your hard healing work done so far.

THE UNIFIED PATHWAY TO LIGHT

MASTER LEVELS

As we mentioned in the foreword, the Master Teacher Level will likely be more appropriate for those who are wishing to teach others and to share attunements with people. This level will likely resonate less with those who are not feeling drawn to a teaching orientated pathway. Again, whether you decide to receive the Master Teacher blessings or not will not be affecting your onward journey into higher states of ascension so please just choose whatever feels right for you.



Once you complete The Unified Pathway To Light Master Level, we invite you with much love to continue forwards into The Unified Pathway To Transcending The Light, starting with the first volume of energies - The Unified Truth.

During these new energies & teachings, you will be learning and opening up to new & exciting ways to receive your attunements and healing energies.

For example, during the first stages of The Unified Truth, you will be reciting something which is known to us as 'The Thirteen Pathways To Transcending The Light'. As you recite these words, there will be a great many ascension energies being received as you are again invited to ascend and indeed transcend the light. We trust that you will enjoy these beautiful transcensional energies for the benefit of all beings.



THE UNIFIED PATHWAY TO LIGHT
MASTER LEVELS

AN OVERVIEW OF THE MASTER LEVELS:

The Master Level and Master Teacher Level are outlined in the below table:

Level	Days	Information
Master Level	1 - 3	A total of <u>3 days rest</u> after completing Monimo Light
	4 - 6	3 days of symbol practice - Ohrion
<u>8 days rest</u> (Days 7 - 14)		
<p style="text-align: center;"><i>Congratulations! You have now completed The Unified Pathway To Light!</i></p> <p style="text-align: center;">Please choose whether you wish to continue on to the Master Teacher Level or move straight forward into The Unified Pathway To Transcending The Light.</p>		
Master Teacher Level	1 - 3	Receiving the Stamp Of Zheon - 3 days of symbol practice
	4	The Golden Pledge plus your own offering

*Congratulations! You are now a
Unified Pathway To Light Master Teacher!*

Welcome to
The Unified Pathway
To Light



Master Level



Love Inspiration

Learn • Heal • Awaken

The Unified Pathway To Light

MASTER LEVELS

MASTER LEVEL

WELCOME TO THE UNIFIED PATHWAY TO LIGHT MASTER LEVEL!



With much love & light, we congratulate you once again for making it to this pinnacle of energetic learning and vibrational understanding. In what has been 18 months or more of significant purging, healing, purifying and cleansing work, you have now reached The Unified Pathway To Light Master Level!

Here, you will be "capping" and "sealing" all of these beautiful Unified Pathway To Light energies into your consciousness so that you can move forward into The Unified Pathway To Transcending The Light or into another exciting life's journey.

The Master Level introduces you to a series of higher vibrational frequencies so there will again be a deep layer of healing being done in this final level, as the Guides explain:

"At the completion of the Master Level symbol practice, it will be, for most, the final step of the Unified Pathway To Light energies. Do not think of this as an incomplete stage to finish on but rather a completion point for those who have other destinations in their soul beings purpose. You will feel an energetic 'pull' towards the Teacher Level should this be an intrinsic pathway forward for you at this time.

The energies in the Master Level help to attune you to higher vibrational frequencies. This is a significant step upwards and as such you will purge large volumes of blockages or incapacitating energetic limitations.

Although there are 3 days of symbol practice, you will feel the effects of these energies for many days after - we have therefore recommended the Teacher Level be started a minimum of 4 days after the completion of the master symbol practice."

THE UNIFIED PATHWAY TO LIGHT

MASTER LEVELS

It is with much love that we bow down to your immense healing work and for completing this most significant purification. We also wish to thank you deeply from our hearts for staying with us on this delightfully expansive journey into The New Consciousness.

From this accomplishment, Love Inspiration is delighted to offer you the next steps forwards on this Ascension Pathway into a new and exciting series of ascension attunements, healing practices and divinely guided transcension processes - The Unified Pathway To Transcending The Light!

Here, the steps upward are becoming much larger, steeper and higher as you are guided towards healing and purifying at a much deeper layer once more. With each volume of energies, so your journey towards this vibration of new consciousness continues!

After completing the Unified Pathway To Transcending The Light, in what is an amazing 18 months of ascension, transcension and much love, you will be invited to walk into the Ascended Pathways where you will be officially welcomed into the vibration of The New Consciousness, for the infinite benefit of all beings!

This is truly an astonishing accomplishment and is something that we are truly humbled and grateful to offer you.

For now however, we wish you well on receiving these Master Level energies and we hope that they will help to complete this sequence of Unified Pathway To Light energies for the infinite benefit of all as you continue to walk forwards on this truly blessed ascension journey!



THE UNIFIED PATHWAY TO LIGHT

MASTER LEVELS

1. AN INTRODUCTION TO THE MASTER LEVEL PRACTICES:

From the overview table on page VIII, you can see that the Master Level energies can be received after 3 days from the completion of Monimo Light. However before you start on this journey, let us remind you once again to activate these energies prior to moving forwards:



NOTE: Before you begin the Master Levels, please ensure that you have activated (unlocked) these energies & attunements prior to commencing. The activation / unlocking process is a simple 5 minute process which unlocks the energies and gives you access to them. Once you have unlocked the energies, this means that you have activated the Master Level energies & attunements specifically for you (including the Master Teacher energies, regardless of whether you take them or not).

You are therefore then ready to continue your Master journey by working through this ebook, at your own pace and receiving the energies as you feel guided. If you have not yet activated / unlocked the Master Level energies & attunements for yourself, you may do this by following the instructions on Page III of this ebook.

Once you have activated these energies, the Master Level attunement is received very simply over a period of three days of symbol practice. These energies help to open up and nurture the four symbols that were embedded in your Heart Chakra (along with the Maitrijusha symbol) during the final part of the Monimo Light.

This is a very important step in completing The Unified Pathway To Light and for those who will choose to continue on to the Master Teacher Level, these energies serve as an important prequel to becoming a Master Teacher.

Symbol Practice:

To complete these Master Level practices, simply place the symbol 'Ohrion' into your Third Eye Chakra, Heart Chakra and Crown Chakra (one after another) and then rest for 13 minutes (or until you feel the energies drop off).

Please repeat this process twice per day i.e. once in the morning and once at night-time for 3 consecutive days. The symbol Ohrion is shown on the next page: (Please note that the centre vertical line is slightly off centre as was shown to us).




THE UNIFIED PATHWAY TO LIGHT

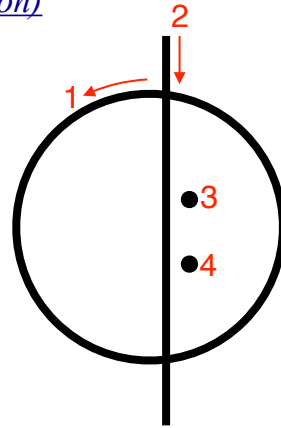
MASTER LEVELS

OHRION

(Pronounced Oh - ree - on)



OHRION



HOW TO DRAW OHRION



2. ADDITIONAL HEALING NOTES FOR THE MASTER LEVEL:

During the three days of symbol practice, Marty and Gerry experienced a lot of fear being brought to the surface. A lot of what seemed 'unreasonable' fear and anxiety - often with no understanding of what the fear was about. This also continued through into the dream state, with lots of fear and fearful energies being released.

As you may be aware, fear is the opposite of love. These Ohrion energies therefore appear to be pushing out much old, stagnant "fear" energies that we are holding onto, in order to clear space for more love to grow.

During any periods of this described anxiousness or fearfulness, it may be helpful to remember the old saying "feeling is healing" noting that these energies will only be with you temporarily as they are safely released from your energy system.

During these times, please do whatever you need so that you can help yourself through this process. Perhaps you wish to spend some more time in nature, maybe you wish to have some 'pamper' time doing things that make you feel really good inside such as a massage, meditation or maybe just having a chat with a good friend.



THE UNIFIED PATHWAY TO LIGHT

MASTER LEVELS

During day two of these Ohrion symbol practices, a blue crown will be given to you, placed on the top of the head as an acknowledgement of the Master Level status. The Guides explain further:

"This blue crown will remain with us and symbolises our commitment to the healing energies and pathway of The Unified Pathway To Light. It is a great honour and blessing to have bestowed."

On day three symbol practice, there will be many new energies being received into your energy field, as the Guides explain:

"On day three, the symbol practice extends the blue crown composition, bringing many, many more energies into the ethereal body. These energies are the 'activation code' for the symbols embedded in the Heart Chakra - the four symbols containing the energies of all of The Unified Pathway To Light energies. This is indeed a great gift for your healing journey and for the collective benefit of all, as these energies will light the way forward for The New Consciousness."

As you finish working with the symbol practice for this Unified Pathway To Light Master Level, you have now reached the completion of The Unified Pathway To Light system. Congratulations!

As the Guides mentioned, the necessary healing and purging process will likely continue for a few days after you have finished the symbol practice to allow for the appropriate healing energies to be safely released from your consciousness.



THE UNIFIED PATHWAY TO LIGHT

MASTER LEVELS

3. YOU HAVE NOW OPENED TWO TREASURE CHESTS - ENJOY!

As part of these Ascension Pathways, at various points along the way, Love Inspiration would like to offer you a series of very special 'Treasure Chests' so that you can tap into abundance!

Each Treasure Chest will contain a highly unique and divinely enriching set of Higher Consciousness energies and these are being made available to those who are walking on the Ascension Pathways. We wish to offer these to you as an energetic reward for all the hard work that you have done on your ascension journey so far!

As part of this very special conclusion to The Unified Pathway To Light Master Level, we are delighted to share here that you have now opened not one but TWO very exciting Treasure Chests. May you enjoy these now with much love & light!

There is no minimum timeframe for these courses. As you continue to progress through this Ascension Pathway, the Treasure Chests will be providing you with an exciting series of complementary energies and divine healing tools that can help to make your Ascension Pathway a little easier. We share these beautiful energetic gifts with you here with much love and we hope that you will enjoy these wonderful energetic treasures for the absolute and infinite benefit of all!

Congratulations!

By reaching this point, you have now unlocked this beautiful treasure chest which contains the energies of:

~ The Advanced Syon Cleanse ~

*To access these energies, simply
[download your ebook here](#) and begin!*



Congratulations!

By reaching this point, you have now unlocked this beautiful treasure chest which contains the energies of:

~ Maitrijusha Gold Infinity ~

*To access these energies, simply
[download your ebook here](#) and begin!*



THE UNIFIED PATHWAY TO LIGHT

MASTER LEVELS

4. ADVANCED USUI & KUNDALINI COURSES (OPTIONAL):


Firstly, congratulations on completing The Unified Pathway To Light Master Level! And secondly, if you have been completing Usui Reiki and/or Kundalini Reiki on your healing journey to date, then we are delighted to offer you our further warmest congratulations for having now completed the Ascension Pathway prerequisite for the below advanced level courses.

▶ **Advanced Kundalini Healing Master Teacher (Level 10)**

([download ebook here](#))

Ebook Prerequisites:

1. Have completed Advanced Kundalini Reiki Levels 4-9
2. Have completed either of the Ascension Pathway ebooks:
 - a) The Unified Pathway To Light (Master Level) OR
 - b) The Pathway To Light (Volume 4)



▶ **Advanced Usui Reiki Master (Levels 7 & 8)**

([download ebook here](#))

Ebook Prerequisites:

1. Have completed Advanced Usui Reiki Levels 4, 5 and 6.
2. Have completed either of the Ascension Pathway ebooks:
 - a) The Unified Pathway To Light (Master Level) OR
 - b) The Pathway To Light (Volume 4)



If you have not yet started Usui Reiki or Kundalini Reiki and would like to, please visit the [Usui Reiki webpage](#) and/or [Kundalini Reiki webpage](#) to view or download the Level 1 ebook.

(Note that any Usui & Kundalini Reiki courses are completely optional and are not a compulsory part of the Ascension Pathway, however we're sure you will enjoy them should you choose to take them up!)



THE UNIFIED PATHWAY TO LIGHT

MASTER LEVELS

5. FINAL COMMENTS FOR THE MASTER LEVEL:

Congratulations - you have reached this beautiful and loving finale to The Unified Pathway To Light. Whilst these Master Level practices do seem quite short in the grand 'Mastership' scheme of things, please understand that the healing work that has been done here, and up until this point, is indeed very, very significant! The fact that you have now cleared so much darkness, impurity & imperfection from within means that you are now more able to walk into this New Light and New Consciousness for the benefit of all.

You now understand that The New Consciousness is not something that you seek in the external world but rather something that lies within you. And as you peel back more and more layers of darkness, you are understanding that within your heart, lies the jewel which we describe as The New Consciousness.



These Master Level energies have helped to bring a cap or a seal to the entire suite of Unified Pathway To Light energies and this has been a very necessary preparation for your continuing Ascension journey into [The Unified Pathway To Transcending The Light](#).

From here, we invite you to continue reading onward so that you can choose whether you wish to receive the Master Teacher Level attunement (and then move into your Transcending The Light journey) or perhaps you would prefer to skip this step and simply continue to progress into the Transcending The Light teachings (after you have enjoyed your beautiful Treasure Chest gifts!).



Whatever the case may be for you, we now wish to share all of the information that came through for the Master Teacher Level and then, if you are feeling an energetic pull to becoming a Unified Pathway To Light Master Teacher, then please honour these intuitive feelings. If not, then this is totally fine also. Either way, we hope to see you again for The Unified Pathway To Transcending The Light!

Regardless of whether you move forwards into the Master Teacher Level, we again wish to pass on our sincerest and deepest congratulations for completing this Unified Pathway To Light healing system.

THE UNIFIED PATHWAY TO LIGHT

MASTER LEVELS

As the guides have explained, these Unified Pathway To Light attunements are akin to climbing a very steep and large mountain, so please do not disregard just how far you have come on this pathway!

Additionally, we most humbly ask that you continue radiating your understanding, love and healing touch for others and for the benefit of all. Share a warm smile, a gratuitous hug, lend a sympathetic ear or perhaps share some of your own experiences where you feel it is necessary. May you radiate your pure & divine love for all those who surround you and in this way, may your light heal and provide nourishment for all beings!

At this time in your life, you may find that the Universe is bringing many types of new opportunities or life changes into your being. Perhaps you are opening up to a new gardening course, a cooking course or other ecological-type workshop? Maybe there is something creative starting to blossom or stir from within or maybe your career is starting to shift towards something brighter & uplifting?

On this pathway, change is a very important part of ridding ourselves of old and unwanted energies. This is a very necessary part of growth and inner work as our patterns and habits change with our new perception of the world around us. Please continue to expect change as you grow & transform on this pathway towards light!



If you would like a certificate for completing The Unified Pathway To Light Master Level, please click on the link to be taken to our website where you can [download a certificate for this course](#) in PDF format. Simply print it out and fill it in as you wish. Congratulations!

With love inspired blessings,

**LOVE INSPIRATION &
MAITRI FOUNDATION**



Welcome to
The Unified Pathway
To Light



Master Teacher
Level



Love Inspiration

Learn • Heal • Awaken

The Unified Pathway To Light

MASTER LEVELS MASTER TEACHER LEVEL

WELCOME TO THE MASTER TEACHER LEVEL!

Once you have completed the The Unified Pathway To Light Master Level, the Master Teacher Level can be received after a resting period of 8 days. During this time, we warmly and lovingly invite you to read through this Master Teacher section to help you decide whether this is the right step for you.

Love Inspiration will be offering these Unified Pathway To Light Master Teacher Level teachings as 'optional' to anyone who wishes to become a Master Teacher. Again, we suggest that you have a read through this section and simply decide whether this feels like the right step for you.

Here is some relevant information received by the Guides which helps to describe The Unified Pathway To Light Master Teacher Level:

"Those who wish to choose the teacher pathway (the initiator pathway) should consider carefully their moral intention behind doing so. The Unified Pathway To Light teachings and energies are not here for the purpose of ego gratification - the energies work only with a strong and genuine desire to help the consciousness of all beings evolve."

"The energies of the Teacher seal work complementarily to all the energies received thus far. However, they imprint an energetic frequency far higher and with more loadable capacity than seen before."



THE UNIFIED PATHWAY TO LIGHT

MASTER LEVELS

The golden Zheon stamp is imprinted into the Third Eye Chakra, the infinite point of potential, for complete transition to the working order of The New Love Consciousness. Those who choose to step into this pathway will themselves become 'gate-keepers': energy beings who hold the key to the gate into The New Love Consciousness."

"These energies contain sigma level 'inducies' - these open the recipient's neural pathways to be able to concurrently move energy waves more expansively than other energetic frequencies currently available on your earth. This is no small significance, the sigma inducies enable the master teacher of the Unified Pathway To Light energies to send all of the energetic frequencies for one volume in one transmission.

This means that the ability for a master teacher to heal using these frequencies becomes magnified exponentially. Effectively, the master teacher is able to send all of the healing energies or attunement initiations for all of the "levels" in each of the four volumes.

This is an unprecedented gift we are offering the earth light consciousness. Should you choose the master teacher and gate-keeper role, we offer you our sincerest and humblest gratitude and empowerment for your future healing journey. As always it is no coincidence that you have met with these teachings and frequencies. Use your intuition and trust your inner light for opening this teacher doorway offers many great benefits for all."

~ Rhameon

** Higher Consciousness explained that 'inducies' are like "tiny bolts of lightening" that happen between the nerve cells / cells.*

As you can see from these words from Rhameon, this Master Teacher Level offers us a most precious set of healing gifts that help to magnify our healing abilities 'exponentially'.

We humbly suggest that anyone choosing this pathway uses these gifts wisely & with love, for the benefit of all.

For those who do choose this pathway forwards, we also humbly ask that you please set your intention clearly towards benefitting all prior to moving into these energies. And as you will be aware, it is always with the feelings of love & compassion that our intention to benefit all is strengthened significantly.



THE UNIFIED PATHWAY TO LIGHT

MASTER LEVELS

CONTENTS:

Content	Page
Welcome To The Master Teacher Level!	12
1. Introducing The Practical Aspects Of Being A Master Teacher	15
2. Do You Want To Become A Master Teacher?	18
3. Completing The Master Teacher Practices	19
4. The Guides Say Thank You!	23
5. Now You Are Ready To Share These Energies With Others!	24
6. Using Symbols To Give Healing Sessions & For Activating Attunements	26
7. Giving Light Acceleration Healing Sessions - The Guidelines	28
8. Giving Light Acceleration Healing Sessions - The Process	33
9. Giving Attunements - An Introduction	45
10. Understanding The Unified Pathway To Light Attunements	48
11. How To Activate Attunements - The Process	50
12. Activating Master Level Attunements - The Process	53
13. How To Give Attunements 'In Person'	55
Final Comments & Next Steps	57



1. INTRODUCING THE PRACTICAL ASPECTS OF BEING A MASTER TEACHER:

As we've mentioned previously, this level is entirely optional for you - there is no requirement for you to progress into this Master Teacher Level. For those of you who are happy to have finished the Master Level and feel content in this new vibration, you are now able to continue on to [The Unified Pathway To Transcending The Light](#) or alternatively explore other things in your life with your new understanding & love.

As a Unified Pathway To Light Master, you are able to now receive our Unified Pathway To Transcending The Light teachings & attunements noting again that the The Unified Pathway To Light Master Teacher Level is not a prerequisite for these higher level attunements.

And as the Guides have mentioned, not everyone will feel the need to advance into these Master Teacher energies - this is totally ok!

For those moving forward into the Master Teacher energies, you will be gaining the ability to share these healing energies with others in two main ways:



- ☒ 1. Through Giving 'Light Acceleration Healing Sessions', and
- ☒ 2. Through 'Activating Attunements'.

1. Giving Light Acceleration Healing Sessions

A Unified Pathway To Light Master Teacher is able to channel or send through all of the energies for Volume 1, Volume 2, Volume 3 or Volume 4 into a recipient in one healing session. So by way of example, a Master Teacher is able to call on and send through all of the healing energies from The Celestine Series (Volume 1) into a person in one healing session.

The healing energies from The Celestine Series will be received into the recipient's energy field during this healing session and then the energies will go about their healing work within the next 4 months or so (as the recipient goes about their normal daily life).

THE UNIFIED PATHWAY TO LIGHT

MASTER LEVELS

When we received this information, we were actually quite blown away by this rather incredible new way of healing as we had never encountered anything like this before!

This is a very intensive healing session and something which helps a person accelerate through The Unified Pathway To Light teachings and energies, hence the name 'Light Acceleration Healing'. In this way, the word 'light' represents The Unified Pathway To Light and the word 'acceleration' represents the significant opportunity that is being offered to each recipient.

We are very happy to now offer this healing gift to you as part of the Unified Pathway To Light Master Teacher Level. We will come back to the inner workings of this a little further down but for now, please know that this is a very special healing gift to receive.



2. Activating Attunements:

To help explain this aspect of the Master Teacher Level, let us firstly acknowledge here that all of The Unified Pathway To Light energies & attunements are offered by Love Inspiration through a very special and highly unique 'self activation' method. However this was not always the case!

In the early days, Love Inspiration was required to activate each individual attunement for each level of every ebook! For example, we would need to sit down for around 10 minutes or so to activate Level 1 of Celestine Reiki. Once the recipient was finished their Level 1 practices, we would again need to activate their Level 2 attunement. And so on.



As time went by, the attunement process evolved so that Love Inspiration became able to activate an entire ebook in just one simple 10 minute sitting and as we received this gift, we were very, very grateful.

So this basic process of activating all of the attunements for each ebook continued on for a number of years however in early 2017, we again received another very precious and highly unique gift of self activation codes. And so the process of attuning people changed once again!

Now, you can see that all of our teachings, ebooks and attunements are offered through self activation and for us, this is a wonderful sign of the progress and evolution in the planetary consciousness. People are now able to receive and learn whatever courses they are feeling drawn to and they can move into Higher Consciousness states very quickly and effectively without requiring an 'in person' Master Teacher. How wonderful!

For some recipients though, we understand that it may be of great comfort to know that someone 'qualified' has activated or is activating your attunements for them and it is for this reason why we are very happy to offer you the chance of activating attunements and offering these to people for The Unified Pathway To Light.

THE UNIFIED PATHWAY TO LIGHT

MASTER LEVELS



We also understand that there may be some of you who are progressing through the Advanced Usui Reiki Healing system or the Advanced Kundalini Healing system. And indeed, some of you might have the desire to start teaching your own healing courses, workshops and other love based teachings.

So here, with the Master Teacher Level, you will be given the wonderful & divinely enriching opportunity to activate attunements for The Unified Pathway To Light and as we've just mentioned, this may be especially helpful to you if you are wanting to offer either Advanced Usui or Advanced Kundalini courses.

Alternatively, another way that you can approach your 'teaching' journey is to simply share the Ascension Pathway ebooks with people whilst letting them know that you are a fully qualified Master Teacher. And whilst you may not need to activate or give attunements to people, you may simply wish to offer your guidance, love & support as they progress through these energies.

At this stage of learning, you will surely understand that there can be some difficult and challenging times being faced as you move through these energies so it is with much love that you may wish to now help others with questions, queries or energetic support as they embark on their own divinely unique ascension journey.

So within these two categories, giving Light Acceleration Healing and activating attunements, this effectively summarises the practical aspects of The Unified Pathway To Light Master Teacher Level. And these are two ways that you can choose to share The Unified Pathway To Light energies for the benefit of all!

And of course, for those of you who might still be deciding whether to take this step into the Master Teacher training, please know that even if you don't become a Master Teacher here, you can still share our healing systems and Ascension Pathways with others!

With this beautiful gift of self activation, we feel that everyone can become a teacher as we all share, learn and heal with one another. We can all help to guide each other into Higher Consciousness and we can all help each other to learn and evolve into this beautiful new consciousness vibration!



2. DO YOU WANT TO BECOME A MASTER TEACHER?

This is now a good time to make your decision about whether you wish to progress into this Master Teacher Level. And with this, we suggest that you ask yourself the following questions:

Are you someone who will do their best to pass on these energies to others in your life?

Do you feel an energetic pull towards this level?

Are you excited about the idea of being able to share these healing gifts with others?



If you have answered yes to any of these questions, then you will likely be a wonderful Master Teacher! And if you are still unsure about whether you should proceed, we should mention here that there is absolutely no pressure to start sharing these energies right away.

For example, please don't feel like you need to make sudden or drastic changes to your daily routine or quit your job and become a "healer for all". The universe will always send you the people that are in need of assistance when you are ready to start moving into these practices so like all things, please allow yourself time to grow into these changes organically.

And for those who have never had any 'teaching' experience at all, please know that there is absolutely nothing to worry about here. As with all of our other ebooks, we will guide you through this process step by step so that you can feel confident and able to activate attunements for people, should you wish to.

In the sections below then, we will be providing you with all the necessary detail about how to give Light Acceleration Healing sessions and how to activate attunements and both of these processes are very simple and straightforward. Like all energy based practices, it is always your intention that is critical so like all of the teachings to date, we will guide you through this process step by step.

So, would you like to become a Master Teacher?



If not, we wish you well on your journey forwards into The Unified Pathway To Transcending The Light.

If so, **please know that when you activated the energies for this ebook (on Page III), this has activated all of the energies and attunements for the entire ebook. Therefore, you can simply follow along with the below instructions to receive these beautiful Master Teacher energies with much love & gratitude!**

Whatever you decide, please know that by following your own heart and your own divine intuition, you can never go wrong. So please, trust your own inner feelings and then move forwards with love!

THE UNIFIED PATHWAY TO LIGHT

MASTER LEVELS

3. COMPLETING THE MASTER TEACHER PRACTICES:

Similar to what we experienced in the Master Level, the Master Teacher Level practices are also very simple & easy to work with. They are also a very powerful way of bringing about much healing and a new intensity of access to The Unified Pathway To Light frequencies as you now become a 'gate-keeper'.

Please be sure to have a read through this information before starting your practices and if you are still somewhat undecided, please note that there is no rush to decide whether this level is for you or not. This is a very big decision and if you need some further reflection or digestion time here - please honour this so that you can make the right decision for your own heart & soul.

As you feel ready to, here are the Master Teacher practices that will need to be completed for you to become a Unified Pathway To Light Master Teacher. We hope this helps to bring immeasurable benefit and love to the infinite all!




1. Receiving the Stamp of Zheon (Days 1 - 3):

After 8 days from your Master Level practices, you will be able to receive the Stamp of Zheon and therefore become 'attuned' to the Master Teacher frequencies. The process for receiving these energies is very straightforward as you can see below.

Symbol Practice:

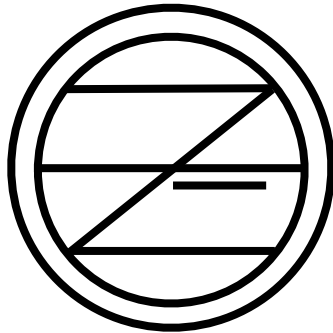
Project the symbol Zheon (on the next page) into your Third Eye Chakra for a minimum of 15 minutes whilst remaining in absolute silence and with both hands positioned over your forehead. The symbol should be sent repeatedly into your Third Eye Chakra during this time. The reason we were asked to place our hands on our forehead during this time was that it helps to direct the energies here. The photo shows how we were instructed to place our hands, in a criss-cross pattern.

Evening time is best, preferably before going to sleep as the embedding process then has time to work overnight whilst the conscious mind is not active. Please repeat this process for 3 consecutive evenings.

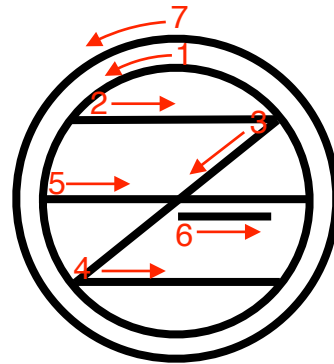


ZHEON - THE MASTER SEAL

(Pronounced Zee - on)



ZHEON



HOW TO DRAW ZHEON



As Marty & Gerry moved through these Stamp of Zheon energies, they felt some cold and flu symptoms appearing as they purged yet more darkness from within. These energies continued helping them move through yet another layer of dirt from within their energy field as they again moved to a higher vibration.

2. The Golden Pledge (Day 4):

On day 4 of the Master Teacher Level, we take 'The Golden Pledge' and make an offering for the benefit of all. This is an offering of your choice and is something that reflects your intention and commitment to raising the love consciousness and benefiting all.

We do not wish here to give many examples of such offerings as this may limit your own ideas and creative expression. But your offering will be a genuine reflection of something that is important to YOU, somewhere YOU wish to see change in this world so that new levels of love & light can permeate for the benefit of all.

This will be something that is deeply personal to you. It may be something that ties into your own healing issues. For example, for a healing issue of battling with weight, your offering might be to write a book about losing weight to help others on their journey.



THE UNIFIED PATHWAY TO LIGHT

MASTER LEVELS

The Golden Pledge is like a closing ceremony for these Master Teacher Level energies so this is a good time to put in your deep humble and grateful thanks for all the energies you have received also.

If you wish to, The Golden Pledge can be done very simply or you can set some incense, candles, music and other relaxing themes should you wish to make it a little more celebratory and special. This marks a significant time for you so we invite you to make this a deeply sacred and enjoyable experience for yourself. When you have everything set up and ready to go, please recite the following:



With love I offer myself to the transcending pathway towards a full and encompassing love consciousness in order to benefit all beings.

With compassionate blessings from all of the Ascended Masters of The Unified Pathway To Light, I pledge my commitment to helping in all ways that I can, to bring about a new world order of love, by and for all.

I offer myself with love and with grace to this pathway, knowing that I will be guided with blessings and markers to light my way.

In my deepened understanding of love, I herewith pledge to honour and pass on these teachings in line with the higher purpose of good for all beings. And with love, so shall it be."

If you wish to, you can now state your own personal offering or simply bring this into your mind with the thought that you will try your best to help out in this way where you can.

It is our understanding that the pledge is the offering of ourselves to the pathway of love, and accordingly, you may wish to spend your fourth day (and perhaps more days) contemplating what this means for you. For Marty and Gerry this means a life of dedicating themselves to Love Inspiration, inspiring love & higher consciousness in everyday life for the benefit of all.

You may wish to sit quietly for a few minutes before saying the pledge, as you quieten your mind and you may also allow yourself a few minutes afterwards. During the pledge, you will be receiving a shower of Golden energies raining down upon you.

This is a beautiful blessing and Gerry felt that during this Golden energy shower, these energies were 'unlocking' the future; like a wheel had then been set in motion. "A beautiful and love filled pathway awaits!"

And once you finish this magical ceremony,


You are now officially a
Unified Pathway To Light
Master Teacher!



If you would like a certificate for completing The Unified Pathway To Light Master Teacher Level, please click on the link to be taken to our website where you can [download a certificate](#) for this course in PDF format. Simply print it out and fill it in as you wish.
Congratulations!

4. THE GUIDES SAY THANK YOU!

As Marty and Gerry finished their Golden Pledge, they received a warm and heartfelt thank you on behalf of the Guides and we wish to share this with you as it is well and truly deserved by you at this beautiful stage of completion!



"With love we thank you for walking this deep and profoundly healing pathway: The Unified Pathway To Light, for the benefit of all. From all of us 'beings' in the higher realms we offer our sincerest heartfelt gratitude for your dedication to the light and we hope to see you in later time for future manifested teachings and pathways.

For now you may wish to rest and recuperate before beginning your deepened pathway to benefiting all, which will come as a result of the intention you placed behind your pledge. Know that no matter what amount you are able to put into this offering and pathway, you will be showered in the Golden energies of His Holiness Mahasambodhi Dharmasangha and that you will be offered a pathway to Divinity for your efforts.

Do not discount what you have and are offering, for the devotion of one's being to higher causes elates and purifies more than your own karma, it also expands the love consciousness in all beings. You have chosen this pathway with deep respect for your mankind and it is with love that we offer our blessings to you for this sacrifice.

It is by no means a credit to only yourself in making The Golden Pledge, it is for the benefit of all, collectively and unified, as we stand in the new found freedom of love and all that it blossoms.



Grow sweetly and most divinely, as your heart overflows with the infinite power of love, and use it to manifest a life of limitless happiness for all."

You will notice here that the Guides have mentioned receiving Golden energies from His Holiness Mahasambodhi Dharmasangha as part of this new divine pathway forwards. This is the first time that the Guides have mentioned Mahasambodhi Dharmasangha here in the Love Inspiration teachings and this is very significant.

Mahasambodhi Dharmasangha is Marty & Gerry's spiritual teacher or 'Guru' and someone who guides them forward in many different ways. A Guru can very simply defined as being a fully realised being who helps one move from darkness to light. If you would like to learn more about Him, please [click here](#).



Mahasambodhi Dharmasangha Guru

5. NOW YOU ARE READY TO SHARE THESE ENERGIES WITH OTHERS!

Once you have completed the Golden Pledge on day four, you are then immediately a Master Teacher. There is no timeframe between completion and when you can start passing these energies on to others, however we suggest that you follow your intuition and what feels right for you.

Moving now into the more detailed practical aspects of being a Unified Pathway To Light Master Teacher and as we mentioned earlier, you have now received two very special gifts that can be used to bring a significant amount of benefit to others for their pathway forwards.

And because of the difference in these two tools i.e. one for healing & one for teaching, you are therefore able to help with a very wide variety of people, should you wish to.

For example, you will likely come across many people who are not interested to do any kind of self-healing or meditation at all. For these people though, they are often very happy to receive healing or relaxation. Lets face it, who doesn't like feeling relaxed!

In this case, we can share these Unified Pathway To Light energies through the Light Acceleration Healing Session format. This is a very easy format to share these energies and most importantly, you can really make a big difference in only one session. Wonderful!

If you do come across people who are interested in meditation, healing or self-healing, this is wonderful. You can either offer them the chance of receiving The Unified Pathway To Light via a self activation method or you can offer to activate their attunements for them. In around 10 minutes, you can activate all of their Volume 1 attunements and then guide them towards the ebook. Simple!

Of course we would also recommend spending some time with each recipient to explain some of the basics. Perhaps you can explain to them that there will be around 10 - 20 minutes each day of suggested practice and that this will help them to feel more relaxed and at peace etc.

Most importantly though, as a Unified Pathway To Light Master Teacher it will become quite important for you to use your intuition to ascertain who may benefit from the healing practices versus who may benefit from the Light Acceleration Healing sessions. After all, you have now worked through all of these individual practices yourself and you know what it is like to move through these healing energies and self-healing practices. Do you feel that these kinds of healing practices are suitable for the person you are speaking to?

This is one of the most important parts of our role as Master Teachers and as gate-keepers. You are here to share these beautiful energies with others so that they can move towards more love & light in a way that suits them best. For example, is this person interested in learning about meditation or energy healing practices? Or are they always busy? Are they already a 'healing-client' of yours? Or did you meet them at a meditation course? The answers to these types of questions may be of great assistance to you as you understand and feel how to share these energies with others. And as always, please be sure to trust your own intuition and allow others to trust theirs!



THE UNIFIED PATHWAY TO LIGHT

MASTER LEVELS


So now, before we move into the actual practices for giving healing sessions and for activating The Unified Pathway To Light attunements, we would like to discuss the important responsibility that you have as a Unified Pathway To Light Master Teacher.

But before we talk about your responsibility as a Master Teacher, let us talk about Love Inspiration's responsibility. Basically, Love Inspiration has been entrusted with the responsibility of receiving and sharing many different Higher Consciousness based healing systems.




As part of this, we have been divinely asked to put these systems into an ebook format, so that they can be shared freely and with love for the benefit of all beings. In this way, our first big responsibility has been to create these healing systems and secondly, in order to offer these freely and with love, we have needed to set up and maintain a user friendly website.

Thirdly, Love Inspiration has been entrusted with the responsibility of preserving the integrity and purity of the Higher Consciousness based healing systems that have been received. And in order to help us do this, we have been divinely asked to set up some Master Teacher criteria for those wishing to *teach* the Love Inspiration healing systems:



Click here to view the
[Love Inspiration Master Teacher Criteria](#)



In simple terms, these Master Teacher criteria help to ensure that all of the Love Inspiration healing systems can continue to be shared lovingly and benevolently, for the highest possible good of all beings, whilst at the same time preserving the integrity and purity of the systems.

So as someone who is now moving into becoming a Master Teacher, we lovingly ask that at this point of your journey, you now read through the [Love Inspiration Master Teacher Criteria](#) and take some time to digest and reflect on this information in your own way.

And whenever you are teaching the Love Inspiration healing courses, we lovingly ask that you ensure that you are satisfying all of these criteria, so that you are sharing these beautiful healing energies & courses for the highest possible benefit of all beings. And so that all recipients can receive the maximum possible healing potential from each course whilst ensuring that all Master Teachers can also gain the maximum possible karmic benefits from sharing these teachings with others.

So again, we do lovingly request that all Love Inspiration Master Teachers always satisfy all of the [Love Inspiration Master Teacher Criteria](#) whenever teaching any of the Love Inspiration healing courses / systems.



With much love, we humbly thank you for your understanding and for your support and we make the wish that your Master Teacher journey will help to bring an infinite array of divine light, truth and wisdom into this world, so that it can be radiated lovingly, equally and benevolently for all living beings in creation.

6. USING SYMBOLS TO GIVE HEALING SESSIONS AND FOR ACTIVATING ATTUNEMENTS:

There are a total of four symbols that you will need to call on to give both Light Acceleration Healing Sessions and for activating attunements. And you will notice that there is one symbol for each of the four volumes which makes things nice and easy!

1. The Celestine Series 2. The Sorcebro Energy Suite 3. The Pilgrimage 4. Monimo Light


The Guides have explained that each symbol contains all of the energetic frequencies for each volume so by way of example; the symbol Pleon will contain all of the energetic frequencies for The Celestine Series. Whether you are giving Light Acceleration Healing sessions or attunements, the symbols that you will use remain the same. ***It is only the intention that will change and this will help to guide the symbols into a healing capacity or an attuning capacity. Your intention therefore is KING!***

After we introduce you to these profound symbols, we will be including more details about the processes for giving Light Acceleration Healing sessions and the processes for activating attunements. For now though, we share these beautifully powerful and divinely enriching symbols so that you can learn how to draw them and call on their sacred names as a Master Teacher.

Please note that the symbol's name and image are simply a vessel to carry all of these healing or attuning energies in. Although the symbol and its name are important, it is not as important as the intention you use it with. Again, your intention is absolutely paramount!

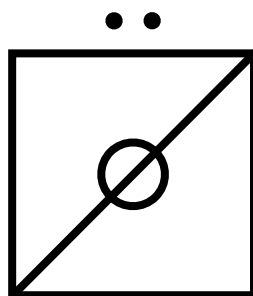
► Volume 1 - The Celestine Series:

All of the Celestine Reiki, Prophestine Reiki and Ecliptine energies are embedded into this beautiful symbol Pleon.

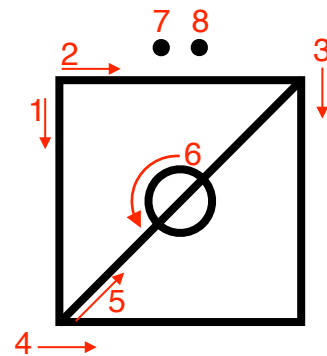


PLEON

(Pronounced Plee - on)



PLEON



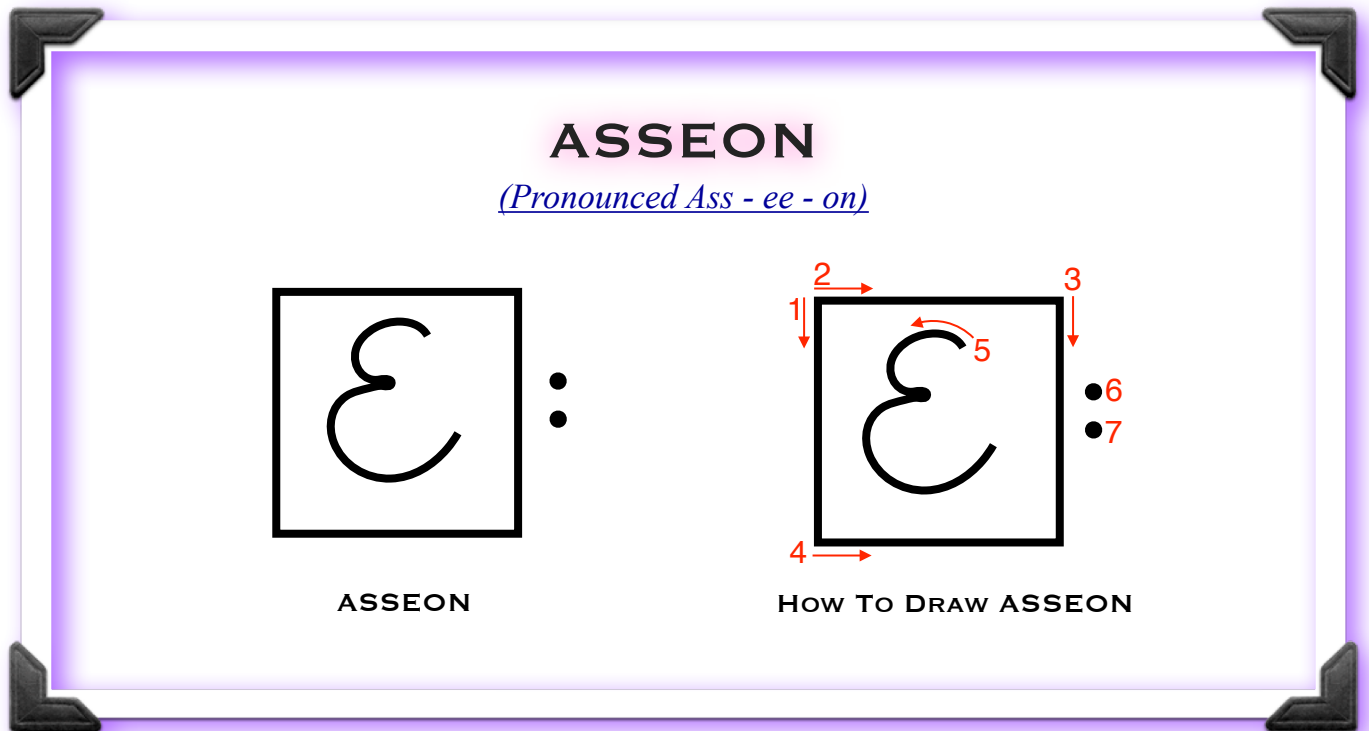
HOW TO DRAW PLEON

THE UNIFIED PATHWAY TO LIGHT

MASTER LEVELS

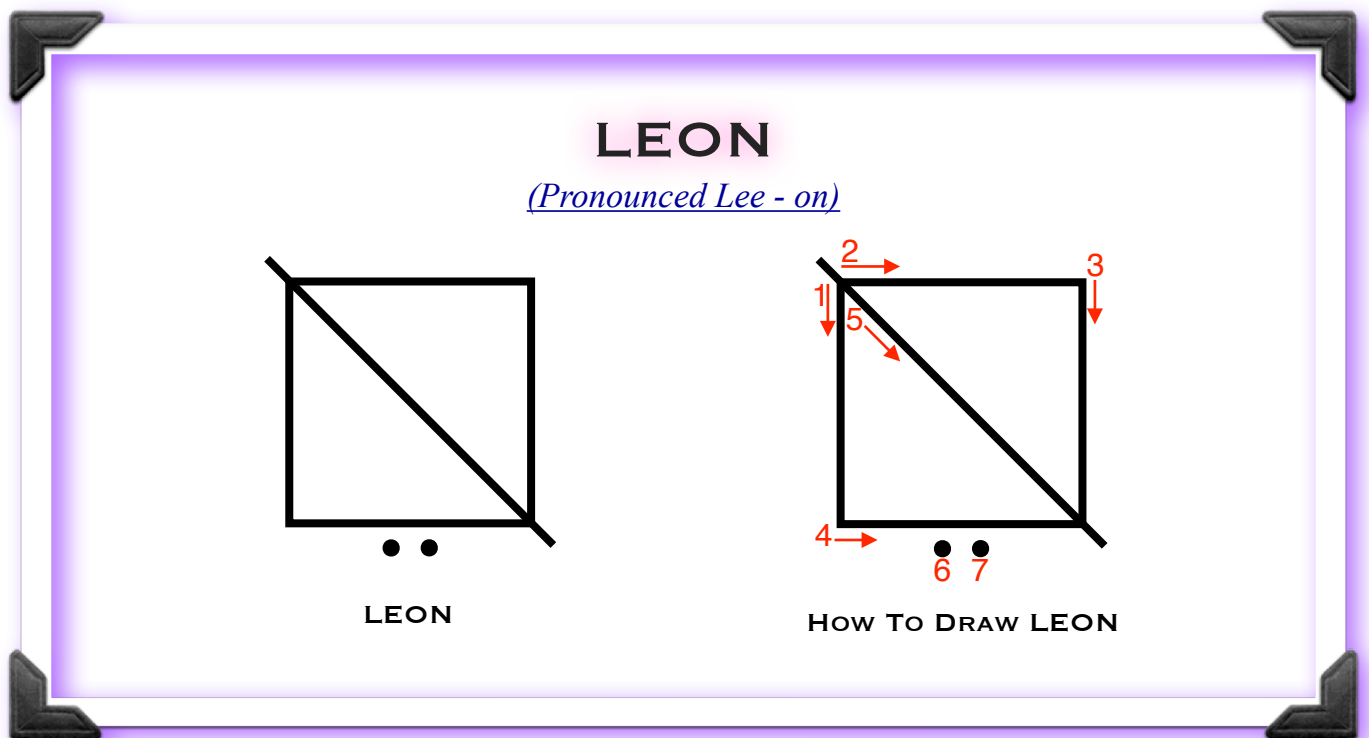
► Volume 2 - The Sorcebro Energy Suite:

All of the Sorcebro Energy Suite healing energies are embedded into the wonderful symbol Asseon.



► Volume 3 - The Pilgrimage:

All of the Pilgrimage healing energies are embedded into this expansive symbol Leon.

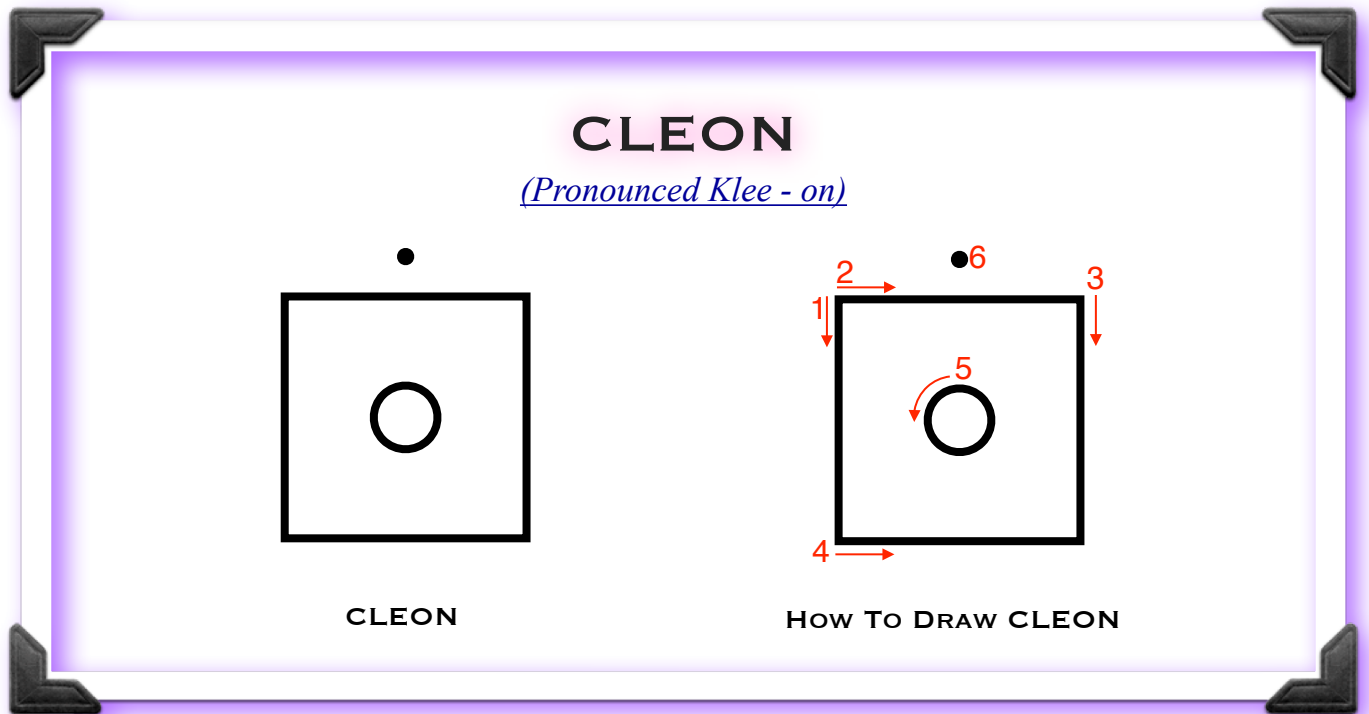


THE UNIFIED PATHWAY TO LIGHT

MASTER LEVELS

► Volume 4 - Monimo Light:

All of the Monimo Light healing energies are embedded into this deeply healing symbol Cleon.



7. GIVING LIGHT ACCELERATION HEALING SESSIONS - THE GUIDELINES:

Giving Light Acceleration Healing sessions can be either done in person (40 minutes) or by distance (15 minutes). And for many of you becoming a Master Teacher, you may find that offering these kinds of Light Acceleration Healing Sessions may become your most popular way of sharing these energies with others. For as you have experienced yourself, it is a very big journey to make it through to the Master Level of this healing system and in many cases, people may prefer to simply open up to these healing energies in this healing / relaxation session type format.

And whilst we refer to this as Light Acceleration Healing Sessions (because we feel that this accurately depicts the actual energetic transference involved) we also invite you to use whatever name you feel is best for you and your client base so that you can share these energies with a wider variety of people.

For example, you may wish to refer to your sessions as relaxation sessions, healing sessions, deep healing sessions, deep energetic purification sessions, energy baths or any number of other names. You may wish to mix these healing sessions with healing sounds, peaceful & relaxing music, aromatherapy etc to create your own unique blend of healing session. Please always do what is best for you to help share these with as many beings as possible. This is most important!



THE UNIFIED PATHWAY TO LIGHT

MASTER LEVELS

And finally, as Marty and Gerry received these new gifts, the Guides shared with them a number of guidelines about how to work with these healing energies. So here, before we get into the actual process of doing Light Acceleration Healing sessions, we wish to share these important guidelines with you to help with your understanding of how these beautiful healing tools work.

A. There will be differences in the energies being received:

The Guides explained that people receiving the volume 1 - 4 energies by healing sessions would be able to receive between 33% and 75% of the full volume of energies, as compared to 100% for those who are moving through the self-healing practices themselves.

For example, those who are actually doing the self-healing practices and meditations themselves (like you have done) will gain 100% of the energies as they are taking the time to call on the energies and open up to the energies themselves (and to the one-ness of all things).

These are people who are reading through each of the ebooks and gaining a deeper understanding about the altruistic intention i.e. to benefit all. Through the practices also, this theoretical learning is being put into practice as they are energetically taught how to shine for all as part of the meditations. So when we compare this to those who are simply receiving these energies via healing sessions, it makes sense that they wouldn't be able to receive the same amount of vibrational understanding. However 33 - 75% is still powerfully transformational!

The Guides also said that the stronger the recipient's intention is to benefit all, the higher percentage they will receive. So, if your recipient is someone who has a strong intention to benefit all, they may receive more energies than another person who doesn't cultivate these kinds of intentions.

As Master Teachers, it is our role to help shine the way towards this new understanding of benevolence, altruism and helping others. You can choose to do this in a number of ways and how you do this will depend on your own personal preferences and of course, the preferences of the person who is receiving the healing sessions.

B. You can give up to 3 Light Acceleration Healing sessions per volume:

Given that we now know that Light Acceleration Healing will only bring between 33 - 75% of these energies into the consciousness of the recipient, we would quite naturally want to bring in the maximum percentage amount that we can into the recipients consciousness.

As we've just mentioned, the first big factor is the recipient's attitude towards benevolence or altruism. But in addition to this, the Guides have also explained that a person can receive up to a maximum of 3 Light Acceleration Healing sessions for any individual volume. I.e. there are 4 volumes (not including the Master / Master Teacher Levels), so this will be a total of 3 Light Acceleration Healing sessions per volume x 4 volumes = 12 Light Acceleration Healing sessions maximum per person.

The Guides mentioned that giving multiple Light Acceleration Healing sessions per volume is a wonderful way of helping to raise the percentage (from 33% absorption towards the maximum 75%). The energies being received during the second & third Light Acceleration Healing sessions will help to build on the first in order to maximise the healing and vibrational understanding within the recipient.



THE UNIFIED PATHWAY TO LIGHT

MASTER LEVELS

C. Light Acceleration Healing sessions are to be given within suggested timeframes:

During this information download, the Guides also explained that after a Light Acceleration Healing session is received, the recipient will continue to experience healing within their energy system for quite a period of time. This is a reflection of the intensity of these energies.

The table below outlines the approximate timeframes that the energies will be active for in the recipient in each particular volume. (The number of days is calculated as being equal to the minimum timeframe required for taking the Unified Pathway To light teachings e.g. The Celestine Series can be completed in a minimum of 130 days, therefore the timeframe here is the same).

Approximate timeframes that the energies will be active for in the recipient after receiving the first Light Acceleration Healing session.	
VOLUME	DAYS
1. The Celestine Series	130
2. The Sorcebro Energy Suite	128
3. The Pilgrimage	135
4. Monimo Light	192

For example, The Celestine Series energies are received within around 4.5 months (130 days). When you give the volume 1 Light Acceleration Healing session, these energies will then go about their healing work for this 4.5 month period. So effectively, by doing one Light Acceleration Healing session, you are able to share 4.5 months worth of healing energies with that one person. If you remember back to how much energy and healing work you received during Volume 1, then you will understand how much of a gift this is to receive in a healing session!

As we mentioned in the section above, you can then add an additional two Light Acceleration Healing Sessions within this same 4.5 month period to help increase the percentage of energy absorbed before moving onto the next volume.

Please don't worry if this all sounds very confusing, we will bring all this together into a very simple summary table at the conclusion of this section to help you plan your sessions effectively for maximum absorption within each recipient.

D. Intention will always set the scene for healing:

As we've already mentioned, recipients who can start cultivating a more altruistic intention will gain more benefit from these Light Acceleration Healing sessions. And as you start offering these sessions to the general public, you will likely see many, many people who will simply wish (quite naturally) to be free from suffering themselves.

In many cases, there will be a lack of understanding about the benefits of helping others, loving kindness, compassion and selfless-ness so this may be something that you are able to help them with over the longer term, bit by bit.

THE UNIFIED PATHWAY TO LIGHT

MASTER LEVELS

This helping is often done without us even needing to try. It is something that naturally radiates outwards from us and can be felt in the warmth of our smile and in the way we sincerely and openly wish to help others.

There is never any need to lecture, preach or force anything here but rather simply help the person in the best way that you can by sharing your own experiences or to send healing energy with love. More realisations will come for them when they are ready for them.

As we mentioned previously, some suggestions of good books can be a very helpful way of introducing them to these new altruistic concepts or perhaps you wish to share a nice and simple meditation with them to help them on their journey. We offer many such simple & easy meditation practices for free on our [website](#) & [youtube channel](#) so please feel free to use these as you feel guided to.

With tools like this and with a gentle encouragement, you may find that the person you are seeing at the start of volume 1 is quite different to the one that finishes volume four. Awesome!

E. The decision about charging for Light Acceleration Healing sessions is yours to make:

It is Love Inspiration's great desire to have these energies reach as many people as possible so in a perfect world, it would be lovely if these energies were shared freely and with love (knowing that you will gain benefit through your own karmic merit).

However, if you wish to charge for these Light Acceleration Healing sessions (and again you may call them what you wish to), then this is your choice. You have worked very hard to get to this point and you have progressed significantly on your journey. We now lovingly invite you to do what feels right for you, noting that when you share from your heart, with a feeling of benevolence and altruism, you can truly do no wrong.



F. Summary Schedule For Giving Light Acceleration Healing sessions:

To make things a bit easier for you to offer these Light Acceleration Healing sessions to others, we have designed a very simple timetable so that you can share these with others in a way that is very effective and remarkably easy to follow.

And as you can see from the below table, to give 3 Light Acceleration Healing Sessions per volume works out roughly to be one Light Acceleration Healing Session every 6 weeks for about a year. And this frequency of session also gives you a relaxed, loose but longer term relationship with a client which can also be helpful for getting to know them and to share some of your own experiences & understanding with them.

You are of course welcome to add to this if you wish to, i.e. with some suggested reading, meditation practices or other natural healing tools as you feel guided to. And this is where your own creativity and divinely unique gifts will help you to help others!

THE UNIFIED PATHWAY TO LIGHT

MASTER LEVELS

Timetable Schedule For Giving Light Acceleration Healing Sessions (3 per volume)

VOLUME	SESSION NO.	SESSION	DURATION	TIMING
Volume 1	1	Light Acceleration Healing Session	40 minutes	First Session
Volume 1	2	Light Acceleration Healing Session (2nd Booster)	40 minutes	6 weeks after session 1
Volume 1	3	Light Acceleration Healing Session (3rd Booster)	40 minutes	6 weeks after session 2
Volume 2	4	Light Acceleration Healing Session	40 minutes	6 weeks after session 3
Volume 2	5	Light Acceleration Healing Session (2nd Booster)	40 minutes	6 weeks after session 4
Volume 2	6	Light Acceleration Healing Session (3rd Booster)	40 minutes	6 weeks after session 5
Volume 3	7	Light Acceleration Healing Session	40 minutes	6 weeks after session 6
Volume 3	8	Light Acceleration Healing Session (2nd Booster)	40 minutes	6 weeks after session 7
Volume 3	9	Light Acceleration Healing Session (3rd Booster)	40 minutes	6 weeks after session 8
Volume 4	10	Light Acceleration Healing Session	40 minutes	8 weeks after session 9
Volume 4	11	Light Acceleration Healing Session (2nd Booster)	40 minutes	8 weeks after session 10
Volume 4	12	Light Acceleration Healing Session (3rd Booster)	40 minutes	8 weeks after session 11

How the timetable schedule was created:

With the information from the table on Page 25, we can see that the first two volumes last for around 4.5 months (130 and 128 days respectively) which when divided up into three sessions equates to three 6 weekly sessions.

For volume 3, The Pilgrimage is normally completed over a 3 - 6 month period so we have used an average completion time of 4.5 months. This also equates to three 6-weekly sessions. Volume 4 is completed over 6 months which when divided up into three sessions equates to three 8-weekly sessions.

This produces our "Timetable Schedule For Giving Light Acceleration Healing Sessions" table that you can use as a guide for any recipient. This will help you to gain the maximum amount of percentage absorption up to that 75% level.

Note that the session duration listed in the table of 40 minutes is for an in-person session (distance sessions only require 15 minutes).

THE UNIFIED PATHWAY TO LIGHT

MASTER LEVELS

If you only wanted to give one Light Acceleration Healing Session per volume (or if the recipient chooses this option) then your Timetable Schedule will look like this: (again bearing in mind that a distance session will only have a duration of 15 minutes).

Timetable Schedule For Giving Light Acceleration Healing Sessions (1 per volume)

VOLUME	SESSION NO.	SESSION	DURATION	TIMING
Volume 1	1	Light Acceleration Healing Session	40 minutes	First Session
Volume 2	2	Light Acceleration Healing Session	40 minutes	4-5 months (18 weeks) after session 1
Volume 3	3	Light Acceleration Healing Session	40 minutes	4-5 months (18 weeks) after session 2
Volume 4	4	Light Acceleration Healing Session	40 minutes	6 months (24 weeks) after session 3

G. Light Acceleration Healing Sessions Can Be Given For All 4 Volumes:

It is important to point out here that Light Acceleration Healing sessions are only able to be given for volumes 1 - 4 and are not available for The Unified Pathway To Light Master Levels. It is for this reason why we cannot make a Unified Pathway To Light Master through this Light Acceleration Healing session format. A person would need to do all of the self-healing practices themselves to reach The Unified Pathway To Light Master Level.



8. GIVING LIGHT ACCELERATION HEALING SESSIONS - THE PROCESS:

Light Acceleration Healing sessions are able to be shared with anyone who is interested and willing to receive healing & love in their life, regardless of previous experiences or spiritual background.

These energies can be shared either by distance or in person and as we've now covered, these sessions work with a particular symbol as a way of transferring all the necessary healing energies into the recipient's energy field.

The process is very simple and straightforward and for distance Light Acceleration Healing sessions, the process takes around 8 - 12 minutes (approx. 15 minutes in total). For in person Light Acceleration Healing sessions, the Guides have said that 30 - 40 minutes is required to bring the necessary healing energies through.

Giving Light Acceleration Healing Sessions (In Person) - 30 to 40 minutes:

The process for giving Light Acceleration Healing sessions in person is very simple and easy and the healing techniques are actually very similar to those taught during Celestine Reiki. As in all energy based healing practices, we just need to set our intention clearly and then allow the energies to flow through us, for the benefit of the recipient and for the ultimate benefit of all.

After setting our intention, we can then use the relevant symbol and then these healing energies will flow through us into the recipient's consciousness where they will then go to work to release any old or unwanted energies over the coming weeks and months ahead.

And as with all energy based healing sessions, these Light Acceleration Healing sessions are always being divinely guided so there is no need for us to do anything else other than to share these healing frequencies with lots of love!

■ a) Preparation:

It is nice to have things appropriately set up for your healing session. Things like [healing or relaxing music](#), soft lighting, peaceful surroundings etc are all important to create a gentle & relaxing ambience to enjoy receiving these wonderful frequencies.



When the person arrives, it is often nice to have some small time for pleasantries and to talk a little about the healing process and why they are here today.

This is a very important aspect of any healing session and something which is often forgotten about by many people. You will find that it is a nice way to start your session by saying that healing sessions are often very relaxing, peaceful and will be a very beneficial process for helping to enhance healing from within.

For example, you may wish to say something like:

“During the session, the energies will help to guide you into a very relaxing state so that you can more easily open up and receive the required healing from the session. Sometimes, you may feel some physical sensations, old emotions (good or bad) or a variety of other things as energies move throughout your body during the session. This is all very normal for an energy based healing session.

Whatever you do or don't feel during the session, please know that this is all part of the internal healing processes and should all be seen as a very positive sign that these healing energies are helping you. If any emotions such as feelings of sadness or anger should arise, this tells you that you are now ready to let go of these old emotions and move forwards into new understanding & a higher frequency of love & light.”

This type of pre-talk is a very important part of your session because it helps to set the scene for the entire session. It is best if you can always be positive but informative at the same time and this is something that will develop for you as you gain more experience giving healing sessions. Please now invite them to sit or lay down, depending on your own personal set up and you are now ready to start the healing session.

THE UNIFIED PATHWAY TO LIGHT

MASTER LEVELS

Additional Preparatory Steps (Optional):

As the recipient makes themselves comfortable, this can be a good time to rub some aromatic essential oils on your hands, perhaps you wish to bring this scent into your session by just hovering your hands approx. 10 - 30 cm above the recipients nose area whilst asking them to take a few slow deep breaths.



To aid in relaxation and to help the recipient open up to receiving the energies, you may also wish to do a very brief 5-minute guided relaxation exercise here. You may wish to put your hands over the shoulders area (to help you establish a nice connection) and tell them to imagine that they are lying down in a beautiful garden, sitting or lying down.

It is a beautiful day, they can see the flowers and the trees. The sun is shining, the day is warm, and they can feel a gentle breeze. They are feeling content, relaxed, peaceful; happy with where they are at the moment. The grass is very soft and comfortable and they can feel themselves sink into it.

And as they lie there, feeling content, they can feel the warmth of the sun as it shines directly on them. They can just focus on the sunlight now as it beams down onto them. They are feeling more relaxed now, lying in the sunlight as they open up to receive this light.

Now just ask them to continue visualising this for the next few minutes, continuing to feel more and more relaxed as you prepare for the healing session. You may also give them the option of saying a few affirmations if you feel that it would help them during their session time such as "I open up to receive" or "I open up to receive light" or alternatively, you can invite them to just lie back and relax as the healing energies wash over them.

Quite often, affirmations will help those people who tend to be anxious or agitated or for those who suffer from an overly active or busy mind. Please always use your intuition about what you feel is best for that particular person.

■ b) Setting Your Intention:



You are now ready to set your intention for giving the Light Acceleration Healing session and you may do this in a number of different ways. For Marty and Gerry, each time they set their intention to send through these energies, it will change slightly - however mostly it will sound something like:

"Infinite Creator [or whoever you believe in], please help me to send through the Unified Pathway To Light Volume [X] energies so that [name of recipient] can receive all the healing, growth and love that is required for them to walk on their pathway to one-ness. May [name of recipient] heal whatever is needed and may they realise their own infinitely pure and divine potential. May they benefit the collective consciousness in the most magical way possible. Thankyou, Thankyou, Thankyou."

You can say this intention with your hands in prayer position or with your hands on the recipient, depending on how you are feeling at the time. For us, in the case of doing a visualisation exercise, we may keep our hands on whilst we say this silently to ourselves and in other cases, we may choose to put our hands in prayer position.



■ **c) Drawing The Symbol:**

Now that we have set our intention, we are ready to draw out (or imagine in our minds eye) the image of the applicable symbol & project this into the recipient's body whilst saying the sacred name.

For example, we would use Pleon for Volume 1, Asseon for Volume 2, Leon for Volume 3 and Cleon for Volume 4 and project this symbol (and therefore all of the associated energies) into the energy field of the recipient.

If it is easier for you, you can draw the symbol out with your finger and literally 'tap' this into the recipient's energy field or otherwise you can simply intend or visualise that the symbol is being absorbed into the energy field of the recipient, like butter into toast.

Either way, you can choose to place, intend or project the symbol into:



The Crown Chakra (whilst intending that it moves through the whole body), OR



The Third Eye Chakra (whilst intending that it moves through the whole body), OR



Imagine that the symbol flows into the entire body / general person

Please just choose what you feel is right for you from these options.

For Marty, he normally likes to tap the symbol into the recipient's energy at least three times whilst saying the sacred name three times also. In some cases, he will tap the symbol into the recipient's energy field many different times throughout the healing session to help him focus his intention on the symbol's energy and to keep him focused whilst working with these energies.

The exact technique of projecting the symbol into the recipient's energy field will depend on how you wish to approach your healing work. This will be something that you have now gained experience with (having moved through many different symbols) so please choose the technique that helps you to connect with these energies in the best possible way.

In all cases, once you have projected the symbol into the energy field of the recipient, the divinely guided energies will start to flow through you and into the recipient's body.

This will likely be felt by you and the recipient as very peaceful and uplifting energy and these energies will continue to flow for around 30 - 40 minutes. You will just need to relax and open up to these deeply loving healing energies as they go about their magical healing work.

As we've mentioned here, we will often project the symbol in a number of times throughout this 30 - 40 minute process to help us keep our mind focused and connected with these energies but this is only a personal preference rather than an actual requirement.



■ **d) Being A Healing Channel (30 - 40 minutes):**

During this 30 - 40 minute period, you are welcome to keep your hands in one position, two positions or perhaps more, should you feel guided to do so. There are no rules here so please just open yourself up to what you feel is appropriate - the energies will always flow through you to where they are needed.

We would humbly suggest that you start with your hands either over the Crown Chakra or with a hand position that allows energy to flow into either the crown or Third Eye Chakras as this is often very relaxing for the recipient.

This is also a very easy way to ensure that the energies flow very easily throughout the entire body. But again, even this is optional! You may feel it is nicer for you to send these energies in through their shoulders or into their Heart Chakra. You may also wish to combine some of these as you go about the 30 - 40 minute healing session so that the recipient continues to feel your attention.

The recipients perception and belief is another very important factor in the receiving of energies so again, the format will change depending on the person and depending on the pre-talk.

Please also honour your own intuition throughout this process as each Master Teacher will be quite different with their own personal preferences.

Normally you cant go wrong with the Crown Chakra or the shoulders area so if you are unsure about what to do, you can just stick with these two positions. Say 15 minutes Crown Chakra + 15 minutes shoulders.

Again, the energies will always flow to where they are needed and it is always a combination of your intention and the divinely guided energies that create this very unique healing experience rather than where you put your hands.

And lastly, there can be many types of things being experienced by the recipient during their healing session. And hopefully as you will have explained to them in your pre-talk, any kind of physical feeling, emotion or other sensation should be seen as a really good sign that deep healing is taking place from within.

Some people may wish to talk during their session, some people may cry, some people may even shake or jolt as some energies are safely released from within them. Everyone is always very different with how they react but again, these are all really great signs that you are doing everything right as a healing channel!

It is sometimes very easy to think that you are doing something wrong when something like this happens (e.g. I made them cry or other type thoughts) but again, these are all signs that your healing is bringing out many kinds of deep healing from within the recipient so this is a very good sign of deep healing & growth!



■ **e) Gratitude :**

As your session comes to an end, you may either feel a slight dropping off in energy or you may simply be timing your session to 40 minutes. In any case, as you come to the end of your session, you will have a wonderful opportunity here to thank all the energies for their healing assistance.

You may wish to say a short prayer for the recipient asking the energies to help this person on their pathway forwards so that they can be happy and free from suffering. And as you do this, you will be ready to bring your healing session to a close.



You may like to use a Himalayan singing bowl to bring your session to a close as this is a wonderful feeling of vibration which also helps to break the silence. It is also a wonderfully healing & gently way of bringing someone back to a more awakened sense of consciousness. Alternatively, you can also gently say something like:

“Keeping your eyes closed please now take some time to just sit with the energies there is no rush no hurry just allow yourself to come back in your own time... “

In some cases, you may wish to tell them that you will now leave the room to get them a glass of water which adds a little bit of extra privacy for the recipient to “come back around”. Just take your time when returning as it is often nice for the recipient to have some personal time to themselves after they have received a session.

■ **f) Finishing The Session:**

As you return to the healing room or as the recipient opens their eyes, be sure to give them some time to come back gently. They will often require a little time to just adjust back to the room setting and then as you feel ready to, you can very gently ask them about their experiences as you open up to listening with an open heart.

And depending on how you feel, you may wish to share some more information about the energies, what you felt during the session or some of your own personal experiences on this journey to assist in the healing process. You may also just wish to simply enjoy the loving silent connection that you have made with each other from the session.

Please also remind the recipient to drink plenty of water in the coming days and that the healing work will likely continue to take place as the energy continues to move and release from within. It is often necessary here to also talk about [the healing crisis](#) as you give them some understanding of what it means to do ‘energetic healing’.

You may also wish to reschedule an appointment for 6 weeks or 4.5 months (depending on whether they wish to receive 3 healing sessions per volume) and then you may bid each other a warm and loving farewell.

THE UNIFIED PATHWAY TO LIGHT

MASTER LEVELS

Giving Healing Sessions (By distance) - 8 - 12 minutes:

Giving Light Acceleration Healing sessions by distance is a far quicker and easier option for sharing these energies with others and for us this is truly an exciting and wonderful opportunity for the collective consciousness to grow very quickly and expansively.

For example, let's say that we have a friend who is not at all interested in all this 'healing stuff' but who is more than happy to receive energy if we are happy to send it. They don't really want to 'do' anything, but again, they are happy to receive healing if you would just send it to them.



Awesome!

Now that we have gained this permission from them, we can set up some dates in our calendar, in line with the relevant timetable schedule and each time this pops up in our calendar, we simply do their 8 - 12 minute Light Acceleration Healing session by distance.

Our friend is happy, because he or she doesn't have to do anything. We are happy, because we are helping to bring another living being to a higher state of vibration (and helping ourselves to move towards higher consciousness through the accumulation of many karmic merits). And the collective consciousness is happy because there is now a very significant raising of the love vibration taking place.

If we each have 10-20 people in our life who we do this for then this is a beautiful & wonderful way to help the consciousness to evolve due to the many wonderful domino effects that this will have.

These 10 - 20 people will then move towards higher and higher states of vibration as a result of your healing work, they will likely go on to touch many others as they live out their life. You have now become a very important healing channel who is working for the collective benefit of all!

And the best part is, you, yourself will also benefit from this benevolent work as you move towards higher states of awareness. What a wonderful & simple way to benefit the collective consciousness whilst at the same time, benefitting yourself personally!

This is something that we see as a major advantage of offering these healing energies so easily by distance. The most important thing to note here though (by far) is that you must gain permission for giving healing. This is a most important honouring of free will.

There is no need to organise anything, no need for the recipient to 'make time' for the healing session and no need for us to really do anything other than share love. Again, we just need to make sure that we have permission for doing this healing work before starting & then we are good to go.

THE UNIFIED PATHWAY TO LIGHT

MASTER LEVELS

If you wish to, you will still be able to organise a fixed time to do your Light Acceleration Healing sessions i.e. you organise a time for the recipient to lie down whilst you do the healing work by distance, however strictly speaking, this is not necessary.

The whole idea behind Light Acceleration Healing is that it is super simple and easy to bring about very major changes within the overall consciousness. What better way to serve the collective consciousness than to share love with others who are in need!

So with this exciting opportunity, let us now cover how we give distance healing sessions:

■ a) Preparation:

It is often best to give distance healing sessions in a quiet and peaceful place. A place where you will be undisturbed for at least 15 minutes or so. Take some time to quieten your mind as you prepare yourself to send the Light Acceleration Healing session, for the benefit of all beings.

■ b) Setting Your Intention:

As you feel ready to start your Light Acceleration Healing session, your first step will be to set your intention. You may say something like:



“All universal energy, all Guru’s, Guides and Ascended One’s, please come and help me today as I give this Light Acceleration Healing session for [name of recipient]. Please help to bring through the required energies so that [name of recipient] can receive the healing energies for [volume x]. Please help [name of recipient] to be healthy & happy so that they can realise their truly divine potential for the benefit of all. Thankyou, Thankyou, Thankyou.”

With this wonderful intention, you are now ready to share these beautiful energies with your heart open and filled with love!

■ c) Working with the applicable symbol:

As we’ve already mentioned during the in-person healing instructions, we invite you to work with these symbols in your own way. And you will have no doubt worked out what works best for you by working through these Unified Pathway To Light practices.

When it comes to distance healing however, there are a few additional techniques that we will outline for you to help with giving this type of healing session. By far though, the golden rule is that it is always our intention which is so important when sending through any kind of healing energies. And the same principle also applies to working with symbols.

For example, you will be using the symbol Pleon for volume 1 as a way to transfer the healing energies into the recipient. You have prepared yourself and have set your intention to do the healing session so you are now ready to send the symbol into the recipient.

You can do this in a number of different ways:

1. Drawing & Tapping Technique

You can physically draw out the symbol with the index finger of your dominant hand and quite literally tap this into the energy field of your recipient whilst intending that these energies are being sent to them (just like you did during the in-person sessions).

You may tap or intend that the symbol is entering their Crown Chakra, their Third Eye Chakra or just being received by their body i.e. a more general sending of the symbol. You may 'tap' in the symbol, three times or you may do this continuously throughout the healing session.

Obviously, during a distance healing session, the recipient is not laying down in front of you but with this technique, you can simply *imagine* that they are and intend that the symbol is actually being placed or projected into this same area - it's that simple.

The energies will respond to this intention and will indeed flow to this area, just as it is intended. This technique works every time so there is never any need for extra force or doubt - by simply intending for it to be, so it will be.

And as with all of our practices, we always encourage you to choose whichever technique works best for you. If you feel drawn to tapping into the Crown Chakra, then please do this. If you feel you would rather tap the symbol into the Third Eye Chakra then please do this. And this may also change for you depending on the recipient as well.

If you don't feel comfortable doing this but you would rather send the symbol to the person's body more generally, then please do this. Whatever helps to strengthen your connection is always good for the healing!

The energies will always flow to the person in line with your intention so the actual technique, whilst being important for you to connect, is only a catalyst for helping the energies to be transferred. We will each likely have our own preferences so please do what you feel is best for you.

2. Visualising & Sending

Rather than drawing out and tapping in the symbol, you may also wish to simply imagine the symbol hovering there in front of your third eye and intend or imagine that the symbol is flowing into the recipient. So rather than drawing, you replace this with visualising.

For this method, you will need to continue your visualisation of the symbol whilst you repeat the sacred name three times or more as you send the symbol to the person.

And in the same way as the above, you may visualise or imagine that the symbol is received in through the recipient's Crown Chakra, their Third Eye Chakra or you may wish to visualise that the symbol is being sent / projected to their entire body.

Again, all that is actually required here is your intention to send the symbol and you will notice that the visualisation just helps you to crystallise this intention.

Again, if you wish to, you can continually repeat the sacred name of the symbol as the healing process continues and continue visualising the symbol being sent to the person. Whatever helps you to strengthen your connection to these healing energies is a good thing.



THE UNIFIED PATHWAY TO LIGHT

MASTER LEVELS

3. Using a Proxy

If it is easier for you, you may also use a proxy to give Light Acceleration Healing sessions. And for this method you will first need to choose an appropriate proxy for you for example: a teddy bear, pillow or piece of paper.

For those who have chosen a piece of paper as your proxy, you will just need to write down the name of the recipient and then send the symbol / healing energies into the piece of paper whilst intending that the energies flow to that person.

Simply draw or imagine the symbol over the paper and tap it into the paper three times whilst saying the sacred name three times. As you do this, you are intending that the recipient is receiving the energies through the paper i.e. it is a proxy for the person.

The paper is simply a tool to help you crystallise your intention. And again, because you have intended this to be so, the healing energies will indeed be sent to that particular person. This is the true and mind boggling beauty of divine guidance!

If you wish to use a teddy bear or a pillow as your proxy, the process is the same. Simply state your intention clearly that this pillow/teddy represents your recipient and then send the healing energies into the pillow/teddy.

Simply draw out or visualise the relevant symbol over the pillow/teddy and project this into the proxy whilst intending that the recipient receives these energies. You can project the symbol into the proxy by drawing & tapping or by visualising & projecting. Use whichever way feels best for you.

During the healing session, you may also wish to remind yourself that this is a Light Acceleration Healing session for [name of recipient] so that you keep your mind focused on the idea that the teddy bear / pillow is only a proxy for your recipient.



4. Sending To Groups

Just like you learnt through the Celestine Reiki practices, you will also be able to send Light Acceleration Healing sessions for groups of people. And perhaps the most important point to make here though is that you receive permission from each person who will be receiving these healing energies. Once you have gained permission to do the required healing, you are able to use any of the above techniques for giving distance healing to the group.

Please be sure to set your intention clearly as this will be absolutely critical to giving group healing sessions. A

general way to give group healing sessions is by using the following technique.

Firstly, you would collate the names and write them on a piece of paper. As you set your intention, you would literally read out each person's name on this list so that you tell the universe that this Light Acceleration Healing session is to be sent to Peter Smith, Ahmed Pestic, Jenny Briggs, Armando Alexandro, Sally Jones etc.



THE UNIFIED PATHWAY TO LIGHT

MASTER LEVELS

In this way, the universe understands that we are doing a group healing session for all of these people and the healing energies can therefore be assimilated and sent accordingly.

As you draw the relevant symbol out, you basically draw the symbol over the names that are in front of you and tap it into these names whilst intending that these people receive these energies.

You then just open yourselves up to channeling through the required healing energies for the benefit of this group of people. As you do this, sometimes, you may wish to continue holding your focus on the symbol or at other times, just let the energies flow through you as a clear and open channel.

Depending on the number of people, you may also wish to read through the list of people again during the 8 - 12 minute healing session to help reset your intention.

Please note that there will also be many other ways of giving these types of healing sessions. We invite you to explore with some of your own techniques and see what works best for you.

We would humbly suggest however that doing distance healing for groups is done only after you have done a number of basic individual distance healing sessions so that you can feel comfortable with the basic processes involved.

These healing energies are always divinely guided and will always respond to the types of intention that you set so please be sure to set your intention wisely for the benefit of all!

How we give any kind of healing will often reflect our own personal preferences so with this understanding, we wish to give you lots of freedom here to work with the energies in your own unique way.

*** e) Become A Healing Channel For 8 - 12 minutes:**

As we've mentioned above, once you project the symbol (and therefore the healing energies) into the recipient(s), you are now able to offer yourself as a clear and open channel for the energies to flow through for 8 - 12 minutes.

And there are a few different ways that you can do this also. Here are some of the ways that you will already no doubt be familiar with as approaches to sending healing energies.



1. Surrendering & Opening Up

Just by being open and surrendering is enough. You have now done all the hard work by setting your intention and projecting in the symbols - all you need to do now is stand aside and allow the divinely guided healing energies to flow through you.

These are beautifully pure and wondrous healing energies and they know exactly where to flow through to so by simply surrendering or opening up to this process is all that is required.

Many of you will feel peace as these healing energies are being sent and this is often accompanied by much healing & light being received within yourself also. Some people like to remain mentally quiet during this time as they move towards a state of thoughtless-ness. This is a very natural and common approach to becoming a healing channel.

For others, this may not be as natural due to an overly active or busy mind and if this sounds like you, then perhaps you may wish to repeat a few affirmations to get you in this relaxed or peaceful space. You may wish to repeat something like:



"I open up to receive"



"I open up with love"



"I open up as a divine healing channel, for the benefit of all"

Whatever you can think of that will help you to become a clear and open a channel for the energies to flow through is good. If you wish to, you can combine this approach with the next approach to help you maintain your meditative focus / healing intention throughout the 8 - 12 minutes.

2. Continue to Connect with the Symbol

Another common approach to healing is to continue connecting with the relevant symbol during the healing session. And although this is not necessary (due to the divinely guided energies already responding to your intention and initial 3-tap method) it is something that often helps us to feel that we are still 'doing' something.

For example, you may wish to simply continually repeating 'Pleon, Pleon, Pleon, Pleon' as you focus on the image of the symbol being transferred to the recipient. You may wish to mix this up somewhat and repeat your initial intention that "this is a Light Acceleration Healing session for [name of recipient]" and then come back to your "Pleon, Pleon, Pleon"


For others, this may just cloud an otherwise beautiful internal moment for you. You may feel better just being still and letting the energies flow through you and again, this is a wonderful way to send through the energies.

The overall point here is that we all have different minds and there are therefore many different ways that we can approach our own healing techniques. Please just do whatever helps you to focus your concentration and become an open channel for the energies to flow through.

*** f) Finishing With Gratitude:**

As in all other practices, it is always good to finish our session with gratitude and we may also wish to say a small prayer for the recipient so that they can go on to benefit all beings.

Please be sure to speak from your heart and create an intention which feels right for you at the time.



**Practice
Gratitude**

One last note that we wish to share here is that Light Acceleration Healing sessions, like any other form of energy based healing, can be sent to any number of living things such as plants, animals, gardens, locations, planets, galaxies, universes etc.

If you wish to, you may set your intention to benefit all of these kinds of living beings or indeed send some healing energies to our Mother Earth. Again, we invite you to share your love in whatever way you feel is best for you but please know that your intention & mind is truly limitless - we hope you enjoy creating a wonderful array of great intentions!



9. GIVING ATTUNEMENTS - AN INTRODUCTION:

Having now learnt how to share these Unified Pathway To Light energies through the Light Acceleration Healing sessions format, we are now able to move into a discussion about how to share these energies via the attunement format.

And as we mentioned earlier, given that these Ascension Pathways, teachings and healing practices are being offered via self activation, we feel that activating attunements for people will probably only be necessary in the following two ways:

1) Activating attunements for people who don't feel comfortable with self activation

2) Activating attunements for people as part of offering your own courses



As a not for profit organisation, we understand that our offerings, healing courses and attunements help to raise the vibration of the collective consciousness so that it can vibrate closer to unconditional love, infinite light and divine purity.

We understand that the self activation process helps to open up these beautiful ascension based energies, attunements and healing practices so that they can be received by anyone, regardless of their personal circumstances.

We have seen and understood that these healing practices help to bring much benefit, purification and deep states of healing into the lives of each recipient and for us, at the time of writing, having moved into the Ascended Pathway, we can now start to feel the immense benefits of doing such deep and transformational work in our own lives.

THE UNIFIED PATHWAY TO LIGHT

MASTER LEVELS

Having said all of this, we also understand that for some people, especially as they start out on their journey, they may not believe that the self activation process actually works. They may not have the belief or faith in Higher Consciousness or they may not have faith or belief in themselves. Whatever the case may be, this person may end up feeling that the self activation process simply doesn't work for them.



So with this in mind, to help this person access The Unified Pathway To Light attunements, energies and healing practices, activating their attunements for them would surely be an invaluable offering! And by helping to guide someone into these ascension based energies by activating their attunements will surely bring much benefit into the collective consciousness (both through the immense healing received within the recipient and through the accumulation of many karmic merits which come from this wonderfully benevolent and loving action).

As such, we would be delighted if you were willing and able to offer this attunement activation service wherever you feel necessary and in addition to this, we invite you to also consider offering your guidance and support as they continue to progress on their Unified Pathway To Light journey.

Having walked this pathway yourself, you have understood the different elements to this healing system and as such, you are in a wonderful position to be of service to others. Please know also that these benevolent actions will also be helping you to move forwards on your own Ascension Pathway through the accumulation and accrual of many karmic merits!

So this will be the first situation where you might find it beneficial to offer attunements to others. We understand here that it might be difficult to find or connect with these kinds of people but like all things in life, the universe will always be guiding you towards helping and serving wherever you are able to.



THE UNIFIED PATHWAY TO LIGHT

MASTER LEVELS



The second circumstance in which you may like to activate attunements then would arise in a situation where people are offering their own healing courses. Perhaps you are someone who is already teaching a variety of healing courses for others and you would like to now add to your divine offerings - wonderful!

For example, those who are interested to teach the Advanced Usui Reiki courses or the Advanced Kundalini Healing courses, you will now be able to offer the full suite of Unified Pathway To Light attunements as an important complement to your Advanced Usui & Advanced Kundalini courses. And what a wonderful way to help someone reach Higher Consciousness in their life!

Alternatively, you might know someone who may benefit or enjoy The Unified Pathway To Light but you may feel that this person wouldn't have the motivation to do this all by themselves. In this case, you may wish to offer a simple and easy course to guide them through the process i.e. whilst offering the attunements and helping to explain some of the

introductory healing practices. And again, this kind of benevolent and kind action would be a truly wonderful service to the consciousness!

You might come across many different situations where you are feeling drawn towards sharing these attunements, healing practices and Higher Consciousness teachings in other ways, so like all things in life, please allow yourself to be guided to where you are needed.

As always, we wish to give you as much choice and flexibility in your own teaching style so we will now be outlining how to activate the attunements and then we will leave it up to you to decide how you wish to share these healing energies with others, in line with your own divine intuition.

Please however ensure that you are *always* satisfying the [Love Inspiration Master Teacher Criteria](#) and that you are teaching these materials from your heart, with a feeling of benevolence. Then you can truly do no wrong!

And with this, we would now like to offer you our full blessings to use all of our ebooks for your Master Teacher journey, just as long as they are being used in their original format and in conformance with the Master Teacher criteria. Being a Master Teacher and offering people the chance to receive these energies is truly a blessing and we are deeply grateful for every single person that you are able to help, share and uplift with these beautiful healing energies. Thankyou, thankyou, thankyou!



Furthermore, to help you on your Master Teacher journey, we have also prepared some [Becoming A Teacher FAQ's](#) that help to summarise the important information about becoming a teacher with Love Inspiration. These are continually being updated so please be sure to have a thorough read through these as you continue to progress.

In the next section, we will be outlining how to activate attunements for all volumes of The Unified Pathway To Light and we make the wish that this will help to bring much love, light and understanding into the lives of your recipients and into this ever loving and infinite consciousness.

THE UNIFIED PATHWAY TO LIGHT

MASTER LEVELS

10. UNDERSTANDING THE UNIFIED PATHWAY TO LIGHT ATTUNEMENTS:



As a Master Teacher of many different earth based healing systems such as Usui Reiki, Karuna Reiki, Kundalini Reiki, Lama Fera and other energy based practices, Marty and Gerry have seen & learnt many different ways to attune people to help them assimilate new energies and start connecting with a range of higher frequencies of love & light.

In the Usui Reiki tradition for example, an attunement is required at Level 1, Level 2 and Level 3. For each level, the Usui Reiki Master Teacher is taught how to physically 'attune' the recipient with an 'in person' ceremony that lasts for around 20 - 30 minutes. In the Usui Reiki lineage, it is still not accepted in the mainstream to give Usui Reiki attunements by distance.

As another example of giving attunements, the Kundalini Reiki tradition requires that the Master gives 3 attunements also - Level 1, 2 & 3. The attunement style is quite different from the Usui Reiki tradition and these attuning energies can either be shared in person or by distance. For each level of attunement, the Kundalini Reiki Master will need to sit for around 20 - 30 minutes with the emphasis here bring on activating attunements rather than 'giving' attunements (yes, there is a rather big difference here as we'll discuss a little further down).

A common thread amongst all of these systems is that a Master Teacher is required to pass on one attunement for each level of learning. And this is where there is a key and very important difference between these attuning systems and the attunements being given here in The Unified Pathway To Light. *Before this, Marty & Gerry had not seen the concept of attuning multiple levels in one sitting.*

This Unified Pathway To Light Master Teacher Level is different here because you will now be learning how to activate (rather than give) multiple attunements in one sitting. Take for example the activation for Volume 1 - The Celestine Series. This is a series of teachings and healing energies which consists of 11 different attunements and 11 separate sets of healing energies to be received by the recipient. In 5-8 minutes you will be able to attune all of:

Celestine Reiki	Celestine Star Reiki	Celestine Gold Reiki	Celestine Emerald Green Reiki
Celestine Violet Eclipse	White Light Emperor	Blue Lake Reiki	Black Knight Reiki
White Gold Reiki	Low Ecliptine	High Ecliptine	

We apologise for making this point extremely obvious but we feel that it is very important to make this distinction here so that you gain a good understanding that there is indeed a big difference between The Unified Pathway To Light attunement processes and other energy based healing practices that may be offered currently in this earthly realm.

As a Unified Pathway To Light Master Teacher, you will likely come across many types of people who have already received a number of attunements (via other healing systems) and accordingly they may feel that you are somehow not able to give or activate attunements in this way.

Please rest assured however, that the attunement process described here does indeed work. And as we've mention previously, Marty and Gerry did need to attune these levels individually for around a year (before the attunement processes evolved). We are very grateful and humbled to now offer you this attunement activation ability here in these Unified Pathway To Light teachings.

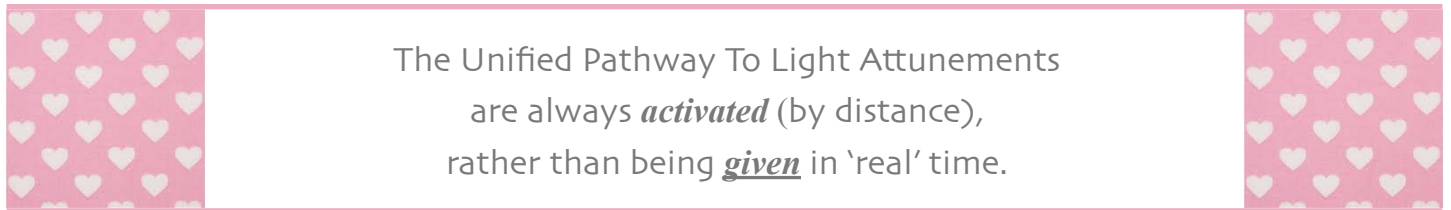


THE UNIFIED PATHWAY TO LIGHT

MASTER LEVELS

These energies that you have been connecting to during this last 18 months are so incredibly special and in some respects are well beyond what we can possibly imagine. As a planet, we are now on the cusp of entering an entirely new age of consciousness and these types of new concepts and ideas will likely continue to flow into our consciousness as we progress onwards and upwards into this new light! Wonderful!

So with this being said, let us now introduce one very important point about the attunements process for the Unified Pathway To Light noting that we will be covering the actual process for giving attunements in the next section.



This is a very important foundational understanding to be gained about The Unified Pathway To Light attunements and this understanding should always be observed when activating any Unified Pathway To Light attunements.

Firstly, it is important to understand that the attunements for The Unified Pathway To Light are always 'activated' rather than given and whilst this may sound like quite a small difference when expressed in this way, it is actually something which is very crucial to the entire teaching process. By following along with a very simple process, each volume of attunements are 'activated' and then the recipient is then able to call on or receive these attunements in their own time and space, as they feel guided to.

In this way, we can see that The Unified Pathway To Light attunements will always be received 'by distance' i.e. the recipient will not be receiving the energy through you in real time but instead, you will be required to first activate their attunement and then they will be calling on these energies as they feel guided to. By way of example then, and you can see here that there is a big difference between the following two methods:

- 1) We activate a whole volume of attunements so that the recipient can then call on each individual attunement within that volume whenever they are ready to. **Example: The Unified Pathway To Light Attunement Process**
- 2) We make a time with someone so that they can come and receive the attunement at the exact time that we are channeling through the attunement i.e. they are receiving their attunement in real time. **Example: The traditional Usui Reiki Attunement Process**

The Unified Pathway To Light uses only method 1) to activate attunements and does not ever use method 2) to share these attuning energies with others. For those of you who do wish to still give attunements 'in person', please refer to section 13 - How To Give Attunements 'In Person'.



11. HOW TO ACTIVATE ATTUNEMENTS - THE PROCESS:

Now that we have understood that all attunements are activated i.e. sent and received by distance, let us now outline the process about how we actually do this. As we've mentioned previously, activating attunements is a very simple process and is always done whilst working clearly with our intention.

For all attunements, we will be using the same 4 symbols as we covered during the Ascension Healing sessions and the process is also very similar.

Firstly, we need to make sure that we set our intention clearly and then once we are ready, we can activate the attunements for volume 1, volume 2, volume 3 or volume 4 using the relevant symbol i.e. Pleon, Asseon, Leon or Cleon.

The process for activating the attunements takes around 5 - 8 minutes, except for the Master attunement which takes around 20 - 25 minutes.

Just a reminder that as a Unified Pathway To Light Master Teacher, you are able to activate volumes 1, 2, 3 & 4 as well as The Unified Pathway To Light Master Level. At this stage, The Unified Pathway To Light Master Teacher Level attunements will need to be activated through the self activation method only.

This may change in the future but for now, we ask that you simply share the Love Inspiration ebooks and ask them to activate their own energies just like you have here. We hope this is ok for you.

You will also notice here in the below pages that we have included some extra notes about how you are able to attune groups of people (should you need to). However we would humbly suggest here that you start by attuning individuals first to get a feel for the attunement processes and that you move to these group attunements as you feel more comfortable with the basic processes.

So for now, let us cover the process for activating the attunements for Volumes 1, 2, 3 & 4 of The Unified Pathway To Light energies (we will include information about the Master attunement in the next section).

Once you have done this process, you can contact your recipient to let them know that they are now ready to start receiving their attunements and working with the healing practices, either by email, by phone or in person.

You are welcome to direct them to our website at any stage so that they can download their free ebooks. Please make sure that you have the most updated copy as we are continually updating our ebooks on our website (as we receive further clarification and guidance). Our most updated ebooks will always be available on our website, simply check the version number in the bottom right hand corner of the pages to ascertain whether you have the current version.



THE UNIFIED PATHWAY TO LIGHT

MASTER LEVELS

■ a) Preparation

Once the recipient has requested the energies (i.e. you have their permission) you are then ready to activate their attunements. Make yourself comfortable and prepare yourself for activating these attunements in whatever way works best for you.

The process takes around 10 minutes or so to complete so please ensure that you will be undisturbed and peaceful during this time.

■ b) Setting Your Intention

As always, setting your intention will set the scene for the attunement activation so please set your intention clearly to benefit all! In this case, the Guides have provided us with an example of what you might like to say to activate the attunements for any volume:

“I divinely call upon the energies of The Unified Pathway To Light and ask gratefully for the Volume [X] attunements / energies to be activated for [Name of Recipient(s)].

With the Divine blessings empowered in me, I ask to clear all obstacles in this person’s pathway so that they may become deeply happy and be free from suffering.

May their consciousness raise, grow and expand for the benefit of the Collective Love Consciousness as a whole, infinite, self realised being.

I give my blessing for this activation. (Your name).”

NOTES:

- ▶ *When we are activating attunements for groups, you will need to say each name that you would like to activate the attunement for as your ‘name of recipient’. This will help you to set your intention and thus, the activations for these people will be completed in line with your intention.*
- ▶ *You may also wish to re-read through the list of names during the 5 - 8 minutes to help keep your intention focused on attuning a group of people and to re-connect with their individual frequencies.*



■ c) Using The Applicable Symbol

Select the relevant symbol, depending on whether you are activating volume 1, 2, 3 or 4 and choose an appropriate symbol technique as we described for the Light Acceleration Healing Sessions i.e. drawing & tapping / visualising & projecting or sending by proxy.

The way we connect with the symbol does not change whether we are activating an attunement or whether we are giving a Light Acceleration healing session so please feel free to again work with the symbol in whatever way helps you to feel the strongest connection.

THE UNIFIED PATHWAY TO LIGHT

MASTER LEVELS

Again, it is always the intention that is so important here rather than the actual technique. You have set the intention to activate the attunement and you will now send through the necessary attuning energies via the particular symbol.

You will still be sending, placing or projecting the symbol into the person's energy field by imagining that the symbol is flowing or being tapped into their Crown Chakra or their Third Eye Chakra or their entire body. But again, it is your intention here that is so important. The symbol is only activating their attunements for volume [X] because of your intention to do so!

Again, sending the symbol for activating attunements is done in the same way as we have outlined for the Light Acceleration Healing Sessions process. There are no other differences here except for our overall intention to activate the attunements. Please refer to this previous section for a quick refresher if required.



■ d) Being An attuning Activation Channel For 5 - 8 Minutes

For volumes 1 - 4, the attunement time takes 5 - 8 minutes (plus your own amount of time at the start and end). Please note that activating the Unified Pathway To Light Master Level attunement is covered in the next section.

After we have set our intention and sent through the relevant symbol, we can just open up and allow the attunement activation energies to flow through us. It is always the energies themselves that do the attuning in line with our intention. We don't need to do anything else except to open up and be a channel for these divinely guided energies to flow through.

And as we mentioned during the Light Acceleration Healing process, you may choose to do this in a number of different ways. You may choose to surrender, use affirmations, connect with the name & image of the symbol etc. Please always choose what works best for you at any given time to help your intention & connection to the attuning energies.

If you are attuning groups, you may feel it necessary to again read through the names on your list as you are connecting with the attuning energies in order to help you re-connect with your intention of attuning this 'group' of people.

As the energies start to drop off a little (or you may be timing yourself for the 5 -8 minutes), you are now ready to finish this attunement process with prayer and gratitude.

■ e) Finishing With A Prayer & Gratitude

Our intention and prayers hold much healing power so it is always a good idea to finish off your attunement activation with gratitude and a small prayer; perhaps something like:

THE UNIFIED PATHWAY TO LIGHT

MASTER LEVELS



"Thank you to all of the energies that have been activated here today in this attunement. Please may you continue to shower [name of recipient] in lots of love & healing light so that they may fulfil their divine potential. May [name of recipient] heal away all issues and feel the bliss, love & immensity of the one-ness vibration and may they find genuine and long lasting happiness in this life for the benefit of all beings! Thankyou, Thankyou, Thankyou."

Now you are finished! Congratulations, you have just activated an entire volume of attunements! Simply email or contact the recipient to let them know that their attunements have now been activated and that they are ready to start receiving their attunements & practices in their own time & space. Congratulations again!



12. ACTIVATING MASTER LEVEL ATTUNEMENTS - THE PROCESS:

As a Unified Pathway To Light Master Teacher, you will be able to attune The Unified Pathway To Light Master Level, noting that all Unified Pathway To Light Master **Teacher** Level attunements are to be activated through the self activation methods only.

To activate the attunement for the Master Level, the process is slightly different than the one described above and given that both sets of energies can be activated through self activation, you may not wish to activate the Master Level attunement either.

In any case, the basic outline of the attunement procedure is essentially the same so we will re-use the instructions in the section above (from points a. through to e.).

To start with, you will need to allocate 20 - 25 minutes for these attunements. This is because you will be needing to activate all of the 4 symbols (this is done during step c of the attunement process - please refer to the above section). As the Guides explained: ***"To attune the Master Level, you send all four symbols at once"***. There are two main ways that we can do this:

- ◆ **1. Send the symbols all together**
- ◆ **2. Send the symbols one by one**

THE UNIFIED PATHWAY TO LIGHT

MASTER LEVELS

Sending all of the symbols together:

After a) preparation & b) setting your intention, you are ready to work with the symbols (step c in the process outlined in the previous section).

For this first option then (sending all the symbols together), please draw out or imagine a box (like a tv screen) in front of you. Draw each of the four symbols and place them within this box i.e. so that the box contains all of the symbols / energies.

Now you can simply send this 'box' to the person as you would with any other symbol i.e. to their Crown Chakra, to their Third Eye Chakra or to their entire body.

As you do this, please now open yourself up to being a divine channel for these energies to flow through for the next 20 - 25 minutes.

This will help to bring in all of the necessary energies into the recipients energy field and when they are ready, they can then receive their Unified Pathway To Light Master Level attunements and therefore become a Unified Pathway To Light Master. Awesome!

Sending the symbols one by one:

Again, after doing the necessary preparations in a) and setting our intention in b), we are ready to send the symbols to the recipient.

With this second option then, rather than sending all of the symbols together in one go, instead sends through each of the symbols one by one.

And as we always say, it is our intention which is so critical here (as the divinely guided aspects of the system will always respond to what we intend). By sending through the symbols one by one, we are therefore activating the Master Level attunement.

To do this, you will still be setting your intention in the same way i.e. This is a Master Level attunement and then simply draw the first symbol Pleon and then become a channel for 5 minutes or so. Then, send Asseon and become a channel for 5 minutes. Then send Leon, and channel for another 5 minutes and lastly send Cleon and channel these attuning energies for around 5 minutes.

You have now successfully sent through all of the required energies for the Master Level attunement.



Both methods are totally acceptable and both will work to activate the Master Level attunement.

And again, once this attunement has been activated, you can now let the recipient know that they are ready to receive their Master Level attunement and it may be a good idea to point out that Love Inspiration will need to activate their Master Teacher Level attunement should they wish to progress to this final stage.

13. HOW TO GIVE ATTUNEMENTS 'IN PERSON':

Having now covered this process of activating attunements, we understand that in certain circumstances, you may wish to offer an attunement activation 'in person'.

For example, activating attunements 'in person' may work well in a group setting where you have many people learning the first level of Celestine Reiki and you want to guide them through the Level 1 attunement whilst they are all there in the class.

Another example of where 'in person' attunement activations may be better suited is where you have someone who wants to start doing self-healing and meditation but who doesn't really believe in the idea of receiving energy by distance. In this case, you may feel intuitively that the first few attunements would be best done 'in person' to help start them out on their pathway.

Whatever the case may be, you may sometimes feel that the attunement activation process would be best done in person so,

Can I give attunements 'in-person' for The Unified Pathway To Light?

The simple answer is yes and no all at the same time.

Firstly, in ALL situations, we strongly recommend that you activate the applicable volume of attunements by following along with the above activation process (this process can be completed before the person arrives). Once the recipient is in front of you and is ready to receive, you can now choose to 'guide' them through the attunement process 'in person'.

For example, you will never need to give an attunement activation for just 'Level 1 Celestine Reiki' but instead, if someone asks for this (and they really want an attunement in person) you would just activate all of their attunements for Volume 1 - The Celestine Series before they arrive and then, when they are ready to receive this in person, simply guide them through the Level 1 attunement.

By way of example then, say for a situation where the recipient specifically wanted to receive their first few attunements 'in person', you would simply activate the appropriate volume of attunements for them prior to their visit (by following along with the activation instructions).

Once they arrive, you would then be ready to guide them through their attunement 'in person'. Allow them to get comfortable and then when you are ready, place your hands over their Crown Chakra / shoulders area and simply guide them through receiving their attunement. I.e talk them through the preparation, help them to invoke the attunement by putting their hands into prayer position, reassure them that there will then be a few minutes whilst the energies flow. And at the end, help them to close their attunement with love and gratitude. (All as explained in the corresponding ebooks).

Having your hands on them during the attunement will likely help them to feel that they are receiving the energies through you but essentially, all you will be doing is guiding them through the process of receiving their attunement.



THE UNIFIED PATHWAY TO LIGHT

MASTER LEVELS

Of course, there may be some added healing benefits of you putting your hands on but rather than actually attuning them, your intention will be set for helping them to receive the attunement that you have already activated.

When you are finished, you can ask them how they felt during the process and if you wish to, you can explain to them that they are now able to follow along with the same process at home by themselves, following the detailed instructions in the ebooks.



If you feel that it is appropriate, you may also like to explain to them that you actually didn't do any attuning in this session but rather, they received the attuning energies through asking to receive these energies *themselves*.

After hearing this, they may then feel a little more comfortable to receive their next series of attunements by themselves. You may also wish to have a copy of the attunement process available for the recipient to read through before you begin, or alternatively ask them to read it at home before they arrive, to aid their understanding of what is going to happen.

In a situation where you have a class setting, the same principles would apply. Simply activate the necessary attunements for the group before the class and then simply guide the class through their attunement experience as you sit in front of the class.

By sitting in front of the class and guiding them through the attunement, this should be enough. There shouldn't be any need at all to go around the participants and work individually on their energy field's. Everything can be done through a verbal guidance of the process because the energies are being received by them directly from the energies themselves.

For further information on how to guide someone through an attunement, it may be helpful to check our you-tube video [Lesson 12b - Receiving An Attunement](#). This would be fine to use for a Level 1 Celestine Reiki attunement as it is timed for around 12 minutes of 'receiving attuning energies' time.

So as you can see from the above examples, attunements are still always activated for each volume using the activation instructions in the previous sections. This will ultimately help to make your life much easier as a Master Teacher and helps to bring about an enormous benefit within the energy field of the recipient and for the collective consciousness.



THE UNIFIED PATHWAY TO LIGHT

MASTER LEVELS

FINAL COMMENTS & NEXT STEPS:

As a Unified Pathway To Light Master Teacher, you have now done much inner healing & personal growth work. Your vibration is now at a very significant level and you are now at a point where you have some tremendous opportunities to start helping others in a very real and significant way.

From our own experiences, this is a truly wonderful way of accumulating much merit, purification & healing as you continue to help others cross the bridge into this new vibration of love. As long as you are always satisfying the [Love Inspiration Master Teacher Criteria](#) and you are sharing these energies from your heart, you'll be a wonderful Master Teacher!

Also, with your new amazing healing gifts, we sincerely hope that you will start using these to help bring about the much needed rebalancing, healing and nurturing into this world. May your natural radiance of love shine through all situations and to all those around you who are in need!

For us, we understand that this idea of helping others can be as simple as being authentic and true to who you are. Sharing your gifts and talents with an open heart and listening with a compassionate heart.

Of course, you are now also able to help out in a range of additional ways which can accelerate the process of healing in a way that is truly remarkable! We are sure that when you are ready, the universe will send you the right people when they are ready to receive healing from you.

Looking forwards to the next growth phase then, '[The Unified Pathway To Transcending The Light](#)', and this is yet another very significant wave of healing, ascension and transcension as we delve deeper into issues like attachment, seeing the illusions that surround us and reducing our egoic tendencies and habitual pathways even more!

This is also a time of giving back as we understand now at a far deeper level, the importance of giving back & helping others. The Unified Pathway To Transcending The Light also offer a significant expansion in our love vibration as we are continually guided towards the threshold of the new love based, unified consciousness.

At this Master Teacher Level, you will no doubt already understand the benefits of giving with love. You may also realise that the level you have reached can also be a challenging one, as not everyone shares the same understanding of loving kindness, compassion and harmony that you do.

But again, it is often through a radiantly warm smile, a compassionate heart or a light-hearted joke that love is exchanged between each of us. It is often shared by being authentic & loving and by standing in your own truth. May you inspire others to do the same, to share their beautiful divine gifts and to walk on their own unique pathway for the benefit of all.



THE UNIFIED PATHWAY TO LIGHT

MASTER LEVELS

We leave it up to you now to use your own intuition & divine gifts to share these new energies in your own unique way and with those that you think may benefit from them.

As a Master Teacher, you are now also a gatekeeper for these beautiful energies and you have been entrusted with the safe keeping and sharing of these wonderful vibrations for the benefit of all. This is a most amazing honour and you should be congratulated for reaching this pinnacle of understanding and love.

Thank
You!

We most humbly and gratefully say thank you to you for your dedication, courage and determination and for being your wonderfully divine self.

We are so happy that there are others in this world who are also doing this very important growth work & we truly hope that you will be rewarded in life with everything that your heart longs for.

It seems that our own healing road continues to evolve and through these teachings, we continue to plough deeper and deeper into our own being and into a deeper understanding of love, one-ness and the benefits of helping others.

As always, we aim to share all of this information through our ebooks as we include all of the channeled teachings and insights gained along the way. We hope that you will join us on this next step forward when you feel ready to.

For those wishing to walk forwards using the minimum timeframes only, there is now a requirement of 4 - 6 weeks rest before moving into The Unified Pathway To Transcending The Light energies. *(Please lovingly remember that this resting timeframe is indeed required - and is very important for the digestion & assimilation of the energies. For more information please [see this FAQ.](#))* We look forward to seeing you here in this next ebook!


For now though, may the universe send you many beautiful souls so that you can share these energies with them. May you give many Light Acceleration Healing Sessions and may this help to bring you much happiness and joy!

May all beings be absolutely and infinitely happy and free from all suffering!

With love inspired blessings,

**LOVE INSPIRATION &
MAITRI FOUNDATION**





WOULD YOU LIKE TO HELP?

You have received these energies and teachings freely and with love due to the humble and altruistic grace of our donors, sponsors, teachers & translators. If you have enjoyed these energies and would like to help make them continually and freely available for others to heal, grow and awaken from, we lovingly invite you to help in the following ways:

- 💖 [MAKE A DONATION](#)
- 💖 [SPONSOR AN EBOOK](#)
- 💖 [HELP US FUNDRAISE](#)
- 💖 [DONATE A HEALING SESSION](#)
- 💖 [DONATE A REIKI EVENT](#)
- 💖 [SHARE WITH OTHERS](#)
- 💖 [TRANSLATE FOR OTHERS](#)
- 💖 [BECOME A TEACHER](#)
- 💖 [WRITE A TESTIMONIAL](#)
- 💖 [HELP US IMPROVE](#)

Your help enables Love Inspiration to continue offering ebooks and courses freely for the infinite benefit of all.

Blessings & Thankyou,
LOVE INSPIRATION & MAITRI FOUNDATION

THE UNIFIED PATHWAY TO LIGHT
MASTER LEVELS

FOR THE INFINITE BENEFIT OF ALL

May all be absolutely & infinitely happy and free from suffering