


Universal Reiki Series

Universal Reiki MASTER II



Love Inspiration & Maitri Foundation

Master Level II
Of The Universal Reiki Series



Love Inspiration

Learn • Heal • Awaken

FOR THE INFINITE BENEFIT OF ALL

May all beings be liberated.



Copyright © Love Inspiration

Prerequisites For This Ebook



Welcome!

Please ensure that before you begin this Universal Reiki Master II course you:

- 1) Have completed the Universal Reiki Master I as a prerequisite.
- 2) Have allowed yourself a minimum of 9 months from the completion of Universal Reiki Master I.
- 3) Have allowed yourself a minimum of 21 days from the completion of:
 - any [Ascension Pathway](#) attunement and/or
 - any Love Inspiration [ebook](#) (eg. Divine Light, Kundalini Reiki, Usui Reiki, Master Level Symbols etc)

(Note that here in point 2, the completion of an ebook means you have completed the whole ebook including all attunements, waiting times and compulsory daily / self healing practices, whereas the completion of an attunement means you have completed the attunement and not necessarily any waiting times or associated practices.)
- 4) Have activated (unlocked) the Universal Reiki Master II energies using the activation code & instructions on the next page.

*Once you have unlocked the energies, you are ready to begin.
With love, we wish you well on your Universal Reiki Master II journey!*

Helpful Resources For This Ebook

[Sign up for free monthly Ascension Healing \(sent on the 11th of the month\)](#)

[Join the Love Inspiration Community Facebook Group](#)

[Download the Love Inspiration Handbook as an accompaniment to this ebook](#)

[Visit our Free Music & Relaxation webpage](#)

[Sign up for an Ascension Healing Booster](#)

[Find out how you can help](#)

[Read our Disclaimer](#) and [Copyright Information](#)

ACTIVATING (UNLOCKING) THE UNIVERSAL REIKI MASTER II ENERGIES:

Before opening up to these beautiful Master II energies, it is very important that you firstly activate or 'unlock' the energies and attunement in this ebook. Once this is completed, you will then be ready to begin!

The activation is a very simple process, done by yourself, using a specially embedded activation code to 'unlock' the energies in this ebook. The four step process is outlined below and should only take you around five minutes or so to complete.

(For more information about the activation codes or the activation process - please visit our [Activation Codes FAQ's](#)).



■ 1) Preparation:

Please sit or lie down, whichever is more comfortable for you, and ensure that you will not be disturbed for at least 5 minutes or so. Perhaps you wish to play some [healing or relaxing music](#), light some candles or burn some incense to create a nice ambience.

■ 2) Invocation:

Invoke the activation ('unlocking') by placing your hands together, fingertips touching in prayer position and saying the following:



**"With infinite grace, I ask humbly and clearly to activate
the energies for Universal Reiki Master II.
With the unique activation code 000432802 may this be so.
May this activation benefit all beings.
Thankyou, thankyou, thankyou."**

■ 3) Receiving:

If you wish to, you can now just sit for a few minutes as the energies are unlocked for you. After this period of time, as you feel ready, you may wish to give thanks. The activation is now complete!

■ 4) Understanding:

Once you have completed your activation, we ask that you now read through - ["Activation Codes and Prescribed Timeframes"](#). This will only take around a minute or so and will help you to receive the maximum benefits from all of these healing energies, attunements and practices. After this, you are now ready to begin opening up and receiving these beautiful Universal Reiki Master II energies! May you enjoy these with much love & light and with an intention to benefit all beings.



AN OVERVIEW OF UNIVERSAL REIKI:

Before opening up to these beautiful Universal Reiki Master II energies, let us once again share the general intentions and nature of the Universal Reiki energies here in this welcoming message. For many of you, we understand that this information will have already been assimilated so we invite you to peruse through this message once again as you feel guided:

“Universal Reiki is a set of teachings and energies specifically designed to increase the flow of energy in the Universe. In this way, all energies are joined and therefore once you affect one (even the smallest, tiniest one) it has an effect on the others.

Universal Reiki opens a direct channel of energy sources known as ‘The Obturion’ featuring an assortment of very high energetic frequencies to help you on your Universal Reiki pathway. These high frequency energies are here to help your kind to open further to the light of love and loving kindness for all infinite beings. Including those of which you do not know, or see. This is an important aspect for your healing pathway, for indeed to wish the great liberation for all beings means there must be comprehension of more than just the self.



Here we will be unfolding the tree of Universal Reiki in a simple set of complete teachings, encompassing the energy radiances required to expand the consciousness. Six sets of teachings shall manifest a great abundance of love expansion within each and every one of you, however it is not a requirement that all six are taken. Here the importance is for you to choose which ones you feel drawn to at any time. In this way, there are no set order for the teachings and you may take as many or as little as you wish. Please simply complete the required prerequisites as deemed necessary.

Universal Energy and Universal Reiki are two frequencies of very pure light and from this, we shall burst forth into a new dimension of egoic-lacking consciousness. Here we open our hearts through these teachings to a more expanded understanding of oneness and unity through the field of love. In all situations where love prevails, the greater good of all instantly and overwhelmingly benefits.

We do trust that the Universal Reiki energies will meet your love-filled passions with great plight. Go well and open to the Universal Reiki energies with much love. For this you shall be optimally rewarded.”

~ Plion

UNIVERSAL REIKI MASTER II

UNIVERSAL REIKI SERIES

AN OUTLINE OF THE UNIVERSAL REIKI SERIES:

We hope you enjoy seeing just how far you have come on this Universal Reiki journey!

Universal Reiki Series

NAME	PREREQUISITE (SEE MORE ON PAGE III OF EACH EBOOK)	TIMEFRAME
Animal Ascension Reiki	Usui Reiki Level 2 + You have allowed yourself a minimum of 21 days from the completion of any other Universal Reiki ebook, any previous Usui Reiki Level 2 - 9 attunement or any other previous attunement (e.g. Ascension Pathway etc.)	35 days (Approx. 1 month)
Earth Balance Reiki	Usui Reiki Level 3a (Reiki Master Healer) + You have allowed yourself a minimum of 21 days from the completion of any other Universal Reiki ebook, any previous Usui Reiki Level 3 - 9 attunement or any other previous attunement (e.g. Ascension Pathway etc.)	52 days (+ 3 - 5 months daily practice) = Min. 5 months
Solar Reiki	Usui Reiki Level 3a (Reiki Master Healer) + You have allowed yourself a minimum of 21 days from the completion of any other Universal Reiki ebook, any previous Usui Reiki Level 3 - 9 attunement or any other previous attunement (e.g. Ascension Pathway etc.)	29 days (+ 7 - 21 days of self healing practice) = Min. 1 month
Transfusion Reiki	Advanced Usui Reiki (Levels 4,5 & 6) + You have allowed yourself a minimum of 21 days from the completion of any other Universal Reiki ebook, any previous Usui Reiki Level 4 - 9 attunement or any other previous attunement (e.g. Ascension Pathway etc.)	94 days (Approx. 13 weeks / 3 months)
<i>You must have amassed 4 years minimum time practicing with the Universal Reiki energies before commencing the Master Levels.</i>		
Universal Reiki Master I	Have completed all four Universal Reiki ebooks + Have been practicing with the Universal Reiki energies for no less than 4 years (i.e. from the date of completing your first Universal Reiki ebook)	Approx. 20 months
<i>9 months rest</i>		
Universal Reiki Master II	Have completed Universal Reiki Master I + Have waited the minimum 9 month timeframe after completing Universal Reiki Master I	128 days (Approx. 18 weeks / 4 months)

Minimum Total Completion Time for the Universal Reiki Series = 81 months / 6.75 years
 [4+ years (to reach Master I) + 20 months for Master I + 9 months rest + 4 months for Master II]

AN INTRODUCTION TO UNIVERSAL REIKI MASTER II:

It is with much love, delight and joy that we welcome you here to these Master II energies! This final Universal Reiki Master level is indeed worth the wait and we hope that these beautiful new energies will help to bring you much love, expansion and transformation.

Looking back on your Universal Reiki journey, you started by receiving the four individual Universal Reiki frequencies: Animal Ascension Reiki, Earth Balance Reiki, Solar Reiki & Transfusion Reiki and from here, you were welcomed into the wonderfully expansive energies of the Universal Reiki Master I level.

During this first Master Level, you were initially guided to receiving the symbol Igon which helped you to bring together and combine each of the four individual Universal Reiki frequencies into one symbol as these were now 'cemented' into your Heart Chakra.

With this achievement, you were then guided to receiving the CellIgon energies which then gave you the ability to call on thousands of different Universal Reiki frequencies with just one Master symbol. A truly wonderful reward for all of your hard work, dedication and determination to date!

Here in this Master II course then, after waiting 9 months from the completion of Universal Reiki Master I, we are again very happy to welcome you here with open arms as you are guided into another very significant expansion and deepening of the Universal Reiki energies.

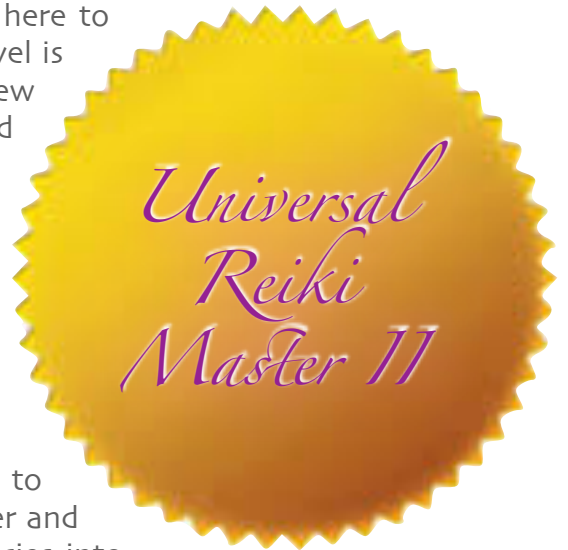
Having now received the Igon symbol and the CellIgon symbol through the Master I training, you are now ready to complete your Universal Reiki Master journey here by receiving the **RomIgon** symbol which will be helping to magnify, amplify and intensify all of the Universal Reiki energies so that you gain a new depth and dimensional connection to these energies.



In this way, as you finish this final Universal Reiki Master course, you will be able to use the RomIgon symbol as your one and only Universal Reiki Master Symbol. You will be able to use this magnificent healing tool to call on thousands of Universal Reiki frequencies and these will now be amplified and magnified through the 'super pulsing' power of RomIgon. Wonderful!

This final Master level is truly a gift of great proportions and we trust that after your long journey to reach this final destination, you will be blessed and rewarded with great abundance through the RomIgon energies. Enjoy!

And now, without further adieu, let us formally welcome you here to Universal Reiki Master II with a loving introductory message from the group of Ascended Beings called RomIgon, who are a collective of eighteen dimensions of light:



“Greeting precious and delightful gems of faith. It is a great honour that we greet you here today in order to bring through the energies of Romlgon, ‘The Celestial Connector Of Light’.

Having already impregnated your being with the energies of Igon and Celllgon, it is a natural and divine progression to unfold into the third and final step in your Master level frequency, that of Romlgon. Through patience and wisdom you shall gain the love and deep compassion required for this trans-dimensional journey of light. You are blessed to have reached this place dear gems of light, know this and feel humbly proud of your



accomplishments, for in reaching this place of light you have walked far - and journeyed into the depths of your soul for the ultimate liberation of all beings. This is not a small task and we are ever, ever grateful for your commitment to benefiting all. With haste, let us now embark on this divine Romlgon journey!

The Romlgon symbol itself, adding an extra circle around the outside of Celllgon, completes the full transition to becoming a Celestial connector of light. The upper and lower lines create a balance of stabilisation for the portal (the circle) as the energies flowing are of great manifestation and abundance. You will also note that the circle is not entirely so, but rather more of a slight oval, reflecting the convex nature of the energies flowing through it. We do not wish to baffle or confuse you dear ones with these insights as they are superficially not important, however as always we like to provide what extra information



we can, in order to help you to expand. This is by the grace of our connection, divinely and perfectly timed.

With love we do sincerely and entirely wish you a great many pleasures on this journey of Romlgon. Let the light of its expanse shine through you, like a nectar from the infinite!”

~ Romlgon (A Collective of Eighteen Dimensions of Light)

UNIVERSAL REIKI MASTER II

UNIVERSAL REIKI SERIES

AN OUTLINE OF UNIVERSAL REIKI MASTER II:

As with all of our courses, we are delighted to provide you with a simple and easy overview here for the healing practices and prescribed timeframes for this Universal Reiki Master II Level:



Universal Reiki MASTER II		
PHASE	DAY(S)	PRACTICE
One	1 - 7	Invocation (7 days)
	8 - 10	3 days rest
Two	11 - 31	Romlgon Self Healing Practice - Cycle 1 (21 days)
	32 - 34	3 days rest
	35 - 55	Romlgon Self Healing Practice - Cycle 2 (21 days)
	56 - 58	3 days rest
	59 - 79	Romlgon Self Healing Practice - Cycle 3 (21 days)
	80 - 82	3 days rest
Three	83 - 89	Romlgon Symbol Practice, All Chakras (7 days)
	90 - 97	8 days rest
Four	98	Completion / Thanks Invocation
	99 - 128	30 days rest (final stabilisation)
<i>From day 129 onwards you may begin using the Romlgon symbol!</i>		
Total Time For Universal Reiki Master II = 128 days (Approx. 18 weeks / 4 months)		

UNIVERSAL REIKI MASTER II

UNIVERSAL REIKI SERIES


CONTENTS:

Content	Page
Dedication	II
Prerequisites & Helpful Resources	III
Activating (Unlocking) The Universal Reiki Master II Energies	IV
An Overview Of Universal Reiki	V
An Outline Of The Universal Reiki Series	VI
An Introduction To Universal Reiki Master II	VII
An Outline Of Universal Reiki Master II	IX
Contents	X
Welcome To Phase One	1
1. An Overview Of Phase One	3
2. The Phase One Practices	4
Welcome To Phase Two	6
1. An Overview Of Phase Two	8
2. The Phase Two Practices	9
Welcome To Phase Three	13
1. An Overview Of Phase Three	15
2. The Phase Three Practices	16
Welcome To Phase Four	18
1. An Overview Of Phase Four	20
2. The Phase Four Practices	20
3. How The Symbol Romlgon Works	22
4. How To Use The Symbol Romlgon	23
5. Final Comments	27

GET THE MOST CURRENT VERSION OF THE MASTER II EBOOK!

Please note that this ebook is updated as further information comes to light, therefore before you begin, and periodically throughout this ebook if you wish, please [visit our website](http://www.loveinspiration.org.nz) to check you have the most current version. The version number and date are listed in the bottom right hand corner of each page of the book and only the version on the website will always be the most current.

Welcome to



Phase One



Love Inspiration

Learn • Heal • Awaken

UNIVERSAL REIKI MASTER II UNIVERSAL REIKI SERIES

PHASE ONE

WELCOME TO UNIVERSAL REIKI MASTER II - PHASE ONE:

Welcome! In most energy based healing systems, you often learn about the importance of setting your intention prior to starting any healing practice. And as you will know already, by setting your intention clearly and expansively, it helps the divinely guided energies to respond to these intentions as you receive healing and purification in direct proportion to the purity and width of your intention.

In this first phase of the Universal Reiki Master II Level then, given the significance of the Romlgon energies ([pronounced Rom - ih - gon](#)), we will now be deeply applying this 'setting intention' concept to the first phase of this course so that you can lay the necessary foundations and set the scene for that which is still to come.

Of course in addition to setting your intention, you will also be connecting with and receiving the introductory layer of the beautiful and connective Romlgon energies!

It is therefore with much love, joy & delight that we open these energies to you here and we hope that this first layer of Romlgon energies will help to bring many divine fruits into your life!



Universal Reiki Master II

1. AN OVERVIEW OF PHASE ONE:

As you can see in the below table, this first phase consists of one very simple invocation that is said for the first seven days. We hope you enjoy setting your intentions here as you receive this first layer of Romlgon!



Phase One	
DAY(S)	PRACTICE
1 - 7	Invocation (7 days)
8 - 10	3 days rest
Total Time For Phase One = 10 days	



2. THE PHASE ONE PRACTICES:

Before commencing Phase One and the invocations, please ensure you have firstly activated the Universal Reiki Master II energies as per the information in red below.



NOTE: Before commencing the Chapter One practices, please ensure that you have activated (unlocked) the Universal Reiki Master II energies prior to commencing.

The activation / unlocking process is a simple 5 minute process which unlocks the energies and gives you access to them. Once you have unlocked the energies, this means that all the Universal Reiki Master II energies have been activated specifically for you.

You are therefore then ready to continue your Universal Reiki Master II journey by working through this ebook, at your own pace and receiving the energies as you feel guided.

If you have not yet activated / unlocked the Universal Reiki Master II energies for yourself, you may do this by following the instructions on Page IV of this ebook.

Once the activation is completed, you are then ready to begin the Phase One practices which are outlined on the next page however before you do this, we lovingly invite you here to have a read through the message below from the Romlgon Guides:



“In order to use the symbol Romlgon effectively, one must be sure to set good and honorary intentions throughout the initial self-practices. For it is here that the intention of the energies is laid down for all future use.

Please use your most creative and expansive intentions for benefiting and liberating all throughout your practices, whether saying it out loud, or simply feeling it in your heart. This is of most importance.”

We wish you much light and connection using and setting your intentions over these phase periods!



* PHASE ONE: Invocation Of Romlgon Energies (Days 1 - 7)

Please complete the following two steps **once** per day, for **seven** days:

► Step 1 - Preparation

Sit or lie down, whichever is more comfortable for you, ensuring that you will not be disturbed for at least 35 minutes. Perhaps you wish to light some candles or burn some incense to create a nice ambience. (If you wish to see the Romlgon symbol before invoking the energies, please see Phase Two, Section 2).

► Step 2 - Invoke the Romlgon Energies

With hands in prayer position, please say the following invocation:



**"May the nectar of Romlgon be bestowed upon me.
May the light of Romlgon shine for all."**

[Repeat 8 times]

Please now sit for 30 - 35 minutes to allow the energies to start to build. If you wish, you may continue to repeat this invocation repeatedly to help keep your focus during this time.


*"Feel the energies of Romlgon flowing down all over your body.
This is a spectacular display of energies!"*

Each day that you complete the invocation practice, the energies will continue to build on top of the previous day's practice.



* 3 Days Rest (Days 8 - 10)

Welcome to



Phase Two



Love Inspiration

Learn • Heal • Awaken

UNIVERSAL REIKI MASTER II UNIVERSAL REIKI SERIES

PHASE TWO

WELCOME TO UNIVERSAL REIKI MASTER II - PHASE TWO:

Welcome to Phase Two! Having now set your intention and received the first layer of Romlgon energies, you are now ready to step lovingly, firmly and wonderfully into this second phase. Here, you will be working with the Romlgon symbol and placing this into your Third Eye Chakra, Heart Chakra and Soul Star Chakra so that you can digest and assimilate these truly expansive frequencies more deeply within your energy field.

Each of these three cycles can be completed in a minimum of 24 days with the first 21 days being symbol practices and then 3 additional days of [rest & digest time](#).

With much love, we hope that you will enjoy opening up to these expansive, loving and deeply healing energies and may you be guided towards many beautiful awakenings, realisations and ascensions during this next few months.



Universal Reiki Master II

1. AN OVERVIEW OF PHASE TWO:

In the summary table below, you can see the three main cycles shown here for each of the healing practices as well as the important three day resting period for each cycle. May you enjoy your connection with the Romlgon symbol and may these divinely expansive and deeply purifying energies bring much healing, love and joy into your life!




Phase Two	
DAY(S)	PRACTICE
11 - 31	Romlgon Self Healing Practice - Cycle 1 (21 days)
32 - 34	3 days rest
35 - 55	Romlgon Self Healing Practice - Cycle 2 (21 days)
56 - 58	3 days rest
59 - 79	Romlgon Self Healing Practice - Cycle 3 (21 days)
80 - 82	3 days rest
Total Time For Phase Two = 82 days	



2. THE PHASE TWO PRACTICES:

As you've just seen in the summary table, Phase Two is received over three main cycles of Self Healing Practices.

In the first cycle, we place the symbol Romlgon into the Third Eye Chakra once per day. For the second cycle, we place the Romlgon symbol into the Heart Chakra once per day and for the third cycle, we place the Romlgon symbol into the Soul Star Chakra once per day. Simple!

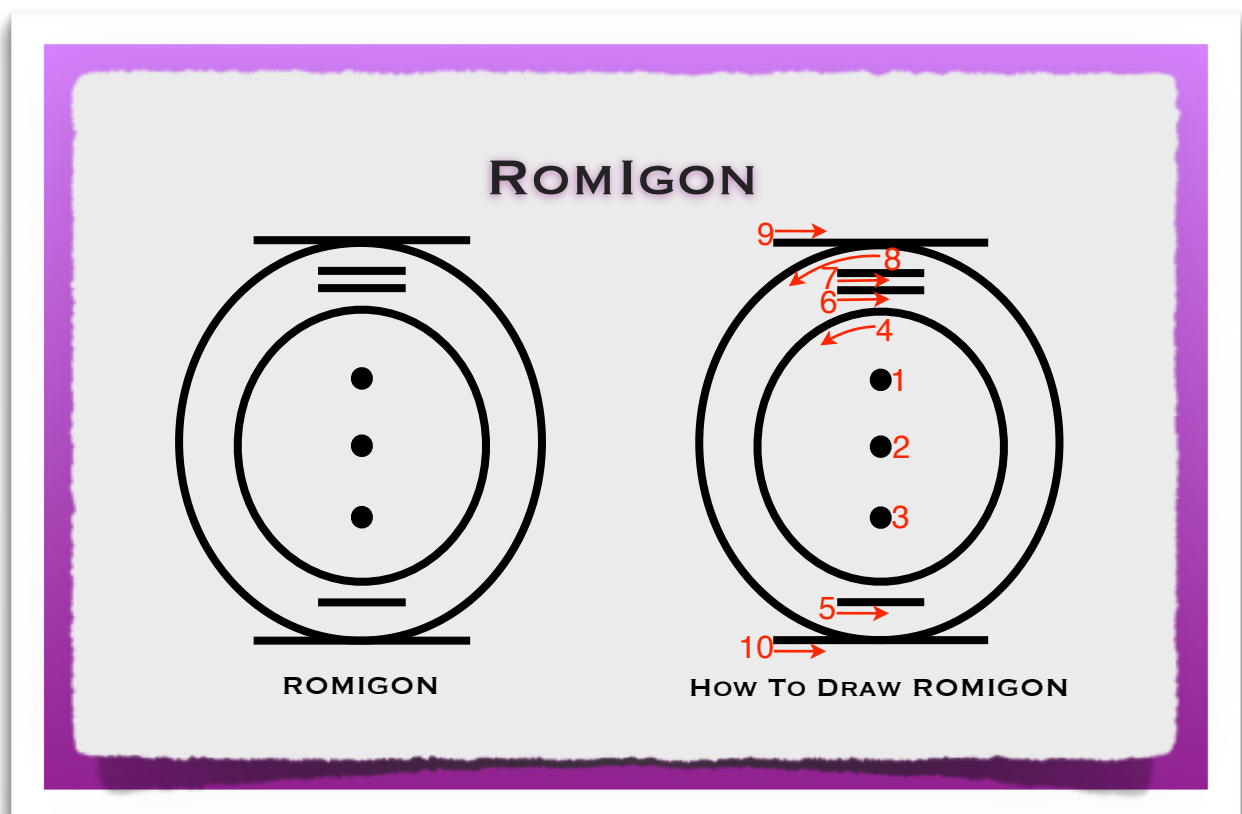


The Romlgon symbol is shown below as well as how to draw this symbol for your practices. You will also see here once again that Romlgon is written with a capital 'l' in the middle so we have continued to write it in this way. This doesn't change the pronunciation or any other characteristics however it just looks a little different when written!

The healing practices are shown on the pages that follow. With much love, we hope you enjoy your Romlgon healing practices!

Romlgon

(Pronounced Rom - ih - gon)



* CYCLE ONE: Third Eye Chakra (Days 11 - 31)

Please complete your first cycle of Self Healing Practice by following the two steps below **once** per day, for **twenty-one** days:


► Step 1 - Preparation

Sit or lie down, whichever is more comfortable for you, ensuring that you will not be disturbed for at least 10 minutes. Perhaps you wish to light some candles or burn some incense to create a nice ambience.

► Step 2 - Symbol Practice

Please place the symbol Romlgon into the Third Eye Chakra for 8 minutes, repeating its sacred name.

Note that each day that you complete the symbol practice, the energies will continue to build on top of the previous day's practice.



* 3 Days Rest (Days 32 - 34)



* CYCLE TWO: Heart Chakra (Days 35 - 55)

Please complete your second cycle of Self Healing Practice by following the two steps below **once** per day, for **twenty-one** days:

► Step 1 - Preparation

Sit or lie down, whichever is more comfortable for you, ensuring that you will not be disturbed for at least 10 minutes. Perhaps you wish to light some candles or burn some incense to create a nice ambience.

► Step 2 - Symbol Practice

Please place the symbol Romlgon into the Heart Chakra for 9 minutes, repeating its sacred name.

Again, note that each day that you complete the symbol practice, the energies will continue to build on top of the previous day's practice.



* 3 Days Rest (Days 56 - 58)

✿ CYCLE THREE: Soul Star Chakra (Days 59 - 79)

Please complete your third cycle of Self Healing Practice by following the two steps below **once** per day, for **twenty-one** days:

► Step 1 - Preparation

Sit or lie down, whichever is more comfortable for you, ensuring that you will not be disturbed for at least 10 minutes. Perhaps you wish to light some candles or burn some incense to create a nice ambience.

► Step 2 - Symbol Practice

Please place the symbol Romlgon into the Soul Star Chakra for 12 minutes, repeating its sacred name.

Please see the diagram on the following page showing the position of the Soul Star Chakra. Please note that '30cm above the head' is only a guideline, so please allow yourself to tap in the symbol where the Soul Star Chakra location feels right for you. Remember it is the intention, as always, that matters the most!

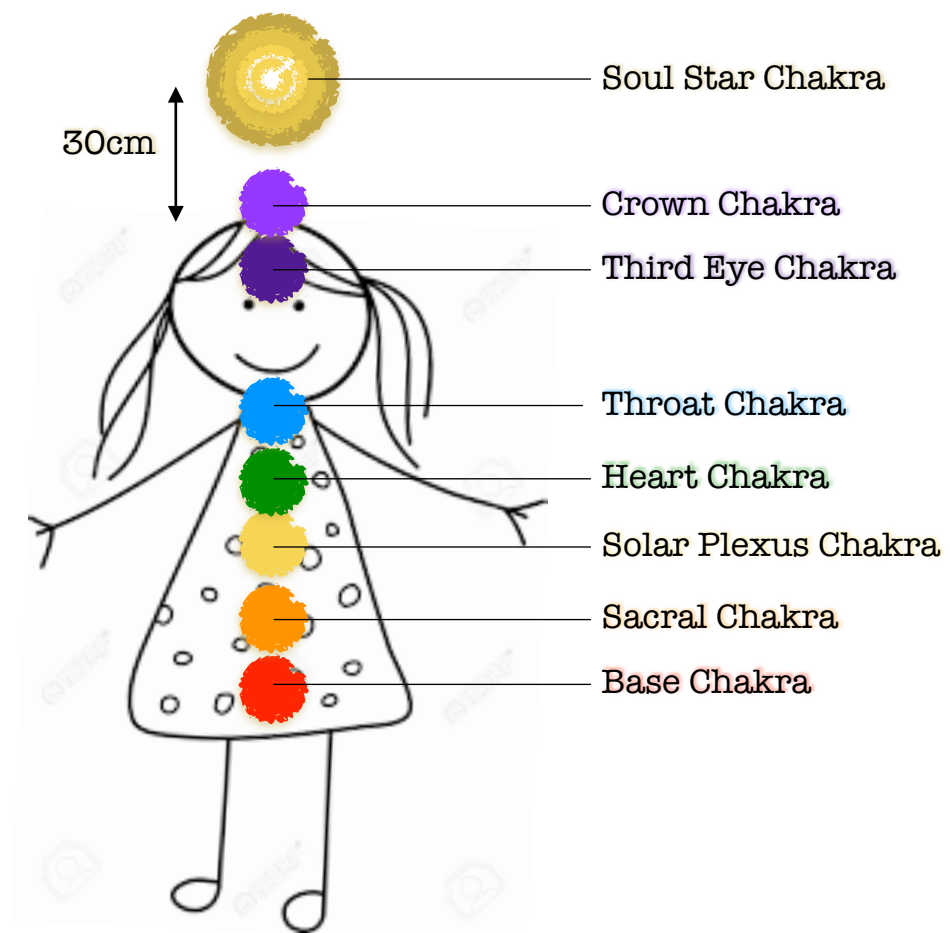
For more information on the Soul Star Chakra, please see our FAQ website page [‘Are There More Than Seven Chakras?’](#)

Again, remember that each day that you complete the symbol practice, the energies will continue to build on top of the previous day's practice. And by now, in the third and final cycle, the energies are becoming well assimilated!


✿ 3 Days Rest (Days 80 - 82)



Diagrammatic Positions of the Seven Chakras And Soul Star Chakra



Welcome to



Phase Three



Love Inspiration

Learn • Heal • Awaken

UNIVERSAL REIKI MASTER II UNIVERSAL REIKI SERIES

PHASE THREE

WELCOME TO UNIVERSAL REIKI MASTER II - PHASE THREE:

Welcome to Phase Three! With the first two phases complete, you have now lovingly and expansively received the first layer of Romlgon energies (in Phase One) and have now received and assimilated the second layer of Romlgon energies into three very important chakras (in Phase Two).

During Phase Three then, you will now be guided to receiving this very important third and final layer of Romlgon energies into your entire chakra system over a period of 7 days which will be helping you to more deeply assimilate and digest these Romlgon energies for the infinite benefit of all. Remember to continue setting your intention clearly and openly for the benefit of all, throughout your practices!

We truly hope that you will enjoy this full absorption of the Romlgon energies at this layer. May you continue to enjoy the expansion, ascension and deepening of the Universal Reiki experience and may you radiate these divine healing energies outwards for the ultimate liberation of all.



1. AN OVERVIEW OF PHASE THREE:

As you can see in the below table, the symbol practices here in Phase Three can be completed in only 7 days with an additional 8 days required to [rest and digest](#). Enjoy!



Phase Three	
DAY(S)	PRACTICE
83 - 89	Romlgon Symbol Practice, All Chakras (7 days)
90 - 97	<i>8 days rest</i>
Total Time For Phase Three = 15 days	



2. THE PHASE THREE PRACTICES:

Please find below the practices for Phase Three:



* ROMIGON Symbol Practice (Days 83 - 89)

The below practice is to be completed **once** per day, for **seven** days:

► Step 1 - Preparation

Sit or lie down, whichever is more comfortable for you, ensuring that you will not be disturbed for at least 35 minutes. Perhaps you wish to light some candles or burn some incense to create a nice ambience.

► Step 2 - Symbol Practice

Please place the symbol Romlgon into each of the following nine chakras for a total of approximately half an hour each day. This equates to 3 - 4 minutes per chakra.

- Base Chakra
- Sacral Chakra
- Solar Plexus Chakra
- Heart Chakra
- Throat Chakra
- Third Eye Chakra
- Crown Chakra
- Soul Star Chakra
- Earth Star Chakra

Please see the diagram on the following page for the location of the Soul Star and Earth Star Chakras. Again, please note that '30cm above the head' is only a guideline for the Soul Star Chakra, so please allow yourself to tap in the symbol where the location feels right for you. Also, the Earth Star Chakra has no dimensions written, so please simply visualise it deep down underneath your feet, or simply feel it! Remember it is always the intention that is most important here rather than the exact location and of course, the energies will always flow to where they are intended to go.

Also, the energies you are working with here are very expansive and as such, they require exceptional grounding (hence the addition of the Earth Star Chakra). The Earth Star Chakra is the grounding point for the entire chakra system (as opposed to the Base Chakra which is the grounding point for the seven chakra system).


Can you feel any difference in the energies once you have worked with your Earth Star chakra? For Gerry, she felt quite strongly the energies balancing and circulating much better once the Earth Star Chakra had been activated with Romlgon.

Please also remember that each day you complete the symbol practice, the energies will continue to build on top of the previous day's practice (and also on top of all the previous practices in Phases One & Two as well). The energies are becoming stronger and stronger now as each layer of energies is being received - thank goodness for the anchoring stability of the Earth Star Chakra!




* 8 Days Rest (Days 90 - 97)

Diagrammatic Positions of Symbol Practice Areas Including The Soul Star & Earth Star Chakras



Welcome to



Phase Four



Love Inspiration
Learn • Heal • Awaken


UNIVERSAL REIKI MASTER II UNIVERSAL REIKI SERIES

PHASE FOUR

WELCOME TO UNIVERSAL REIKI MASTER II - PHASE FOUR:

Having now completed the first three phases, you have now received the full dimensional capabilities of the Romlgon symbol! This means that the entire suite of Universal Reiki energies (which was previously accessed through the Celllgon symbol) have now been amplified, magnified and intensified through this multi-dimensional portal / divine healing symbol of Romlgon.

For Marty and Gerry, as they continue to progress on their journey into this New Consciousness, they are time and time again blown away by the awe inspiring nature of consciousness. For example, isn't it truly amazing that somewhere 'out there' within the unified field of consciousness, there sits a 'collective', known as Romlgon, who have brought together eighteen different 'dimensions' of light to help bring us a divine healing tool that can enable us to call on thousands of Universal Reiki frequencies in just one simple technique. Truly amazing!



And with this divine wonderment in mind, let us now introduce Phase Four which helps to provide the final stabilisation of these energies and allows us to express our deep gratitude for everything we have received so far. Thankyou, thankyou, thankyou Romlgon!

1. AN OVERVIEW OF PHASE FOUR:

As you can see in the below table, showing our gratitude is the only 'practice' required in this final phase. Once we have shown this deep and loving gratitude, the energies will then begin stabilising within as they are integrated into our consciousness for the divine benefit of all beings. Wonderful!



Phase Four	
DAY(S)	PRACTICE
98	Completion / Thanks Invocation
99 - 128	30 days rest (final stabilisation)
From day 129 onwards you may begin using the Romlgon symbol!	
Total Time For Phase Four = 31 days	



2. THE PHASE FOUR PRACTICES:

Please find the Phase Four practices on the following page.

* Completion / Thanks Invocation (Day 98)

The below practice is to be completed **once** only on day 98.

► Step 1 - Preparation

Sit or lie down, whichever is more comfortable for you, ensuring that you will not be disturbed for at least 15 minutes. Perhaps you wish to light some candles or burn some incense to create a nice ambience.

► Step 2 - Completion / Thanks Invocation

With hands in prayer position, please say the following invocation:



**"With love in my heart, I surrender to the Romlgon light.
May it fill me and breathe through me, allowing the full
divinity of Celestial light to become me.
Through all arrays of Universal Reiki,
may I become a Celestial Connector Of Light
for the infinite benefit of all. And so it is.
Thankyou, thankyou, thankyou."**

Please now sit for 5 - 10 minutes to reflect on what you have received to date and to offer your thanks.

* Final Stabilisation (Days 99 - 128)

Please now [rest for 30 days](#), without using the Romlgon symbol, to allow the energies to undergo a full stabilisation. The Guides explain:

"Once the initiations are completed and you have offered your thanks on the last day, please rest for 30 days before practicing with the symbol, either on yourself or on others / things.

During this time period the final stabilisation of the energies will take place, where the flow and conductivity of your channel will be readied."

Once the stabilisation is complete, from day 129 onwards, you may begin using the Romlgon symbol on yourself and others and to do this, we kindly refer you to the next sections for more information.

3. HOW THE SYMBOL ROMLIGON WORKS:

Now that you are attuned to the Romlgon symbol, from Day 129 onwards you are ready to start working with these energies for the infinite benefit of all. So with this in mind, let us now share some additional information that the Guides brought through to help you shine, radiate and share these divinely brilliant energies in the best way that you can. Here is the message received from the Romlgon Guides about the general nature of the Romlgon symbol:



“Understanding the complete and complex depths of workings of the energies in this symbol are not required. However we do wish you to have the primary understanding that the added ring (circle around the outside of Celllgon) is indeed a magnifying portal containing a super-pulser of light. Here you can understand that this added layer in the Romlgon circle provides an amplification of the Universal Reiki energies.

- Igon - calls upon the four Universal Reiki energies (Animal Ascension, Earth Balance, Solar & Transfusion Reiki).
- Celllgon - calls on ALL the Universal Reiki energies.
- Romlgon - calls on ALL the Universal Reiki energies and super-pulses them through the portal.

This means, in essence, that all the Universal Reiki energies are called on, amplified and ‘pushed’ or ‘sucked through’ at a great speed, much more so than in Celllgon. I.e the pulsing rate of the energies is accelerated, hence the name ‘super-pulser’. This in turn regulates a massive influx of these divine energies and it is for this reason that significant practices using the symbol are required in order to assimilate and build the capacity of your being to channel these energies.

There is also a sizeable waiting timeframe of nine months after completing Master I before embarking on Master II, to ensure that the energies of Celllgon are fully stabilised and assimilated within you before flooding the energy system with the expansive Romlgon frequencies.



Overall, your well-being is of paramount importance and therefore please be sure to complete the required timeframes in all practices.”

4. HOW TO USE THE SYMBOL ROMIGON:

Adding to the above message, let us now share another important message which relates to the usage of Romlgon and some information about the next steps forwards from here:



“Once the 30 day period of stabilisation is complete, you may then begin to use the Romlgon symbol with great gusto! We use this emphasised word ‘gusto’ as we do hope that you will embark on a passionate and fulfilling journey working with this Master symbol.

Like the Celllgon symbol, please be most creative and energetic in the ways you wish to use the symbol. There are the basic practices such as placing the symbol into the Heart, into the Third Eye (if sending by distance), into affected chakras, places, mountains, countries, water supplies - anything you can think of. The time period of each not exceeding 5-6 minutes, as this will suffice.

However for those more interested to progress with the use of the symbol, please do choose your own experimentations and complement the energies with other practices. Here we give no timeframes or definitions for at the level of Master you are now ready to embark on the use of symbols in your own, divine way. Do not be afraid to open your potential through the healing of these energies. Trust, play and experiment and be free in your acceleration of use. In other words, use the frequencies often and expansively and you shall be rewarded. And always couple your intention at great magnitude - and the energies will flow.

Be free dearest ones and radiate the nectar of Romlgon for the benefit of all. We trust that these energies will indeed unfold a great and Master-ful journey ahead for you. And if your expansion continues to hunger, we recommend unfolding an Ascension Pathway for further growth, if you are not already embarked. This is a journey of divine healing and great reverence.

Your Earth will benefit greatly from each and every person climbing aboard.

Go well and with the sanctity and wisdom of Romlgon. May its blessings behold you, ultimately and infinitely, for the benefit of eliminating all worldly suffering. Be strong and determined for the light needs you.”

~ Romlgon

Ways to use the Romlgon Symbol:

The Romlgon symbol can be used in the same way as the Celllgon symbol (from the Universal Reiki Master I course). However we wish to remind you here also that the above message from the Guides explains that the usage of Romlgon is very much open to you i.e. "trust, play and experiment". We therefore lovingly suggest that you be as creative as you can and feel in your heart where the energies would like to go. There are great healing opportunities being offered here. Enjoy them with love!



Some basic ways to use the symbol Romlgon:

The symbol Romlgon can be used in much the same way as the symbol Celllgon. For example:

- ▶ Tap it into your Heart Chakra.
- ▶ Tap it into your Crown Chakra.
- ▶ Tap it into all seven (or nine) chakras, starting at the Base / Earth Star Chakra and working up.
- ▶ Tap it into everything that needs healing i.e. earth, countries at war etc.
- ▶ Give healing to others - send to the Third Eye during distance healing or tap into the heart during hands on healing.
- ▶ Tap it into an animal's Heart Chakra for ascension and healing.
- ▶ For healing others, tap the symbol into their Heart Chakra or put outside their body and let it radiate and go to where it is needed. (Be aware that where it is needed may not be inside the person - it may be an external circumstance that needs healing, so the energies will go there).
- ▶ Put it in your Third Eye and 'beam' it from there.

Some other more specific ideas:

- ▶ **Countries** - Place the symbol into the capital city, or cultural 'heart centre'. Alternatively you could intend the symbol to go into the hearts of all the people in that country.
- ▶ **A block in the energy of a person or animal** - Intend the symbol into the centre of the block.
- ▶ **Countries at war** - Intend the symbol to go to the centre of the problem (even if you don't know what it is, just intend it to go there and it will).
- ▶ **Climate change** - intend the symbol into the root cause of climate change (even if you don't know what or where it is).
- ▶ **World famine** - Intend the symbol to go to the centre of the problem (even if you don't know what it is, just intend it to go there and it will).
- ▶ **Depression / mental illnesses** - Send the symbol into the Heart Chakra of the person/animal and intend it for going to the root cause.
- ▶ **The Universe or even larger** - the infinite everything. Intend the symbol to radiate out through you into the infinite!

Some additional uses for Romlgon, as experimented by Marty and Gerry:

- ▶ The Romlgon symbol is VERY responsive to your intention. If you just draw the symbol and tap it in, the energy flowing through is nowhere as strong as if you set an intention first - and for best results, set an expansive, loving and benevolent intention to benefit all!
- ▶ You can also set your intention very specifically to heal something in you, for example, "May the Romlgon energies flow through me, healing the root causes of my XXXXXX so that I may heal and step into my full potential for benefitting all".
- ▶ Or even better, "May the Romlgon energies flow through me and outwards into all beings to heal all xxxxx issues." (Here, because we expand the intention to heal all beings with issue XXXX, the energy will be even stronger again).
- ▶ You can imagine the Romlgon energies flowing through your Crown Chakra and radiating outwards from your body. "May I radiate the Romlgon energies for the infinite benefit of all." Allow the energies to POUR through you and radiate outwards infinitely for all.
- ▶ Try tapping Romlgon into your Soul Star Chakra... see what happens! Allow the energies to flow down through the Soul Star Chakra and through all your chakras, radiating out of your body for the benefit of all.
- ▶ Try tapping Romlgon into past memories, situations or traumas to help heal them. Remember to set your intention wisely and for the benefit of all.
- ▶ Try tapping Romlgon into the good things in the world that need expanding. Love, charities, free energy, eco courses - anything and everything you can think of that would make our world better. Organic farming, natural & sustainable resources. (This idea came about after Gerry was tapping the symbol into all the slaughterhouses in the world, and feeling rather depressed, she then decided to go the other way and tap Romlgon into all the vegan organisations so their light could radiate further. It felt wonderful)!
- ▶ Tap Romlgon into every cell of your body and allow the energies to flow all around your body. Imagine millions of tiny symbols in your blood stream, floating around and nourishing every cell of your body. Can you now expand this so that every cell in your body becomes every atom in the universe?
- ▶ Tap Romlgon into all the air particles in the world so that every living being breathes the Romlgon energies in. May they all be liberated!



We wish you much joy, love and happiness as you experiment here with these truly divine, expansive and transformational healing energies. Should you wish to, you can also try working with the Romlgon energies and the Celllgon energies in conjunction with one another or simply work with the 'super pulsing' power of Romlgon only. As you wish.

At this stage of your learning, we trust that you will listen and honour your divine intuition and as always, we invite you to work with these energies from your heart in a way that 'sings' for you!

Congratulations!

*You have now completed
Universal Reiki Master II
and the Universal Reiki Series!*



5. FINAL COMMENTS:

With all of the Romlgon attunements, healing practices and instructions now received, we would like to once again share our sincerest and deepest congratulations for becoming a Universal Reiki Master! We understand that this has been a long journey into this final level and we wish to say a simple and humble thank you from our hearts for reaching this pinnacle point.

As a Universal Reiki Master, we now invite you to share these healing energies with others in a way that suits you best. For some people, this may mean that you will want to share your healing light through the various healing and meditation practices described here in this ebook and this is a wonderful choice.

For others, you may wish to also share your experiences with others in a way that helps to 'raise awareness' about these Universal Reiki energies. The energies of Universal Reiki are not yet very well known in this world so if you would like to play a small part in helping to raise awareness about these beautiful energies, then this is also wonderful. If this is something that resonates you, we have prepared a [how to help](#) section on our website in the hope of inspiring people towards doing karmically enriching work in a way that suits them best. Therefore, for those of you who wish to embark on this sort of work, we invite you to have a read through this section and share these Universal Reiki energies in a way that feels right for you! Thankyou from all beings!

For now, we would also like to offer you a certificate for completing the Universal Reiki Master II Level. Simply click on the link here where you can [download a certificate](#) for this course in PDF format. Simply print it out and fill it in as you wish. Congratulations!

As this is the final Universal Reiki ebook, especially for those who are 'hungering' for more energies, the Guides have recommended here that you now move back into your chosen [Ascension Pathway](#) so that you can be guided towards more ascension, expansion and growth on your journey forwards into layers of The New Consciousness. There is no required 'resting' timeframe at the end of this ebook before commencing or recommencing an Ascension Pathway, so you can simply commence or continue these energies (or any other Love Inspiration courses) anytime you feel guided to, assuming you have met all of the prerequisites for that course.

The Ascension Pathway energies are our most direct pathway into Higher Consciousness and help to guide you into the vibration of The New Love Consciousness (through the early stages of The Ascended Pathway), The New Truth Consciousness (through the middle stages of The Ascended Pathway) and The New Crystal Consciousness (through the Crystal Pathway).


Having now received these energies themselves, Marty and Gerry understand that there are a great many precious gems of light being offered here through the Ascension Pathways and therefore, with much love in their hearts, they hope to see you once again for this continuing journey into an ascended state of being!

May you enjoy these beautiful Universal Reiki energies and may your practices help to bring infinite love, divine purity & liberation to all beings.

With Love Inspired Blessings,

LOVE INSPIRATION & MAITRI FOUNDATION





WOULD YOU LIKE TO HELP?

You have received these energies and teachings freely and with love due to the humble and altruistic grace of our donors, sponsors, teachers & translators. If you have enjoyed these energies and would like to help make them continually and freely available for others to heal, grow and awaken from, we lovingly invite you to help in the following ways:

- ♡ [MAKE A DONATION](#)
- ♡ [SPONSOR AN EBOOK](#)
- ♡ [HELP US FUNDRAISE](#)
- ♡ [DONATE A HEALING SESSION](#)
- ♡ [DONATE A REIKI EVENT](#)
- ♡ [SHARE WITH OTHERS](#)
- ♡ [TRANSLATE FOR OTHERS](#)
- ♡ [BECOME A TEACHER](#)
- ♡ [WRITE A TESTIMONIAL](#)
- ♡ [HELP US IMPROVE](#)

Your help enables Love Inspiration to continue offering ebooks and courses freely for the infinite benefit of all.

Blessings & Thankyou,
LOVE INSPIRATION & MAITRI FOUNDATION

UNIVERSAL REIKI MASTER II
UNIVERSAL REIKI SERIES

FOR THE INFINITE BENEFIT OF ALL

May all beings be liberated.