


Universal Reiki Series

# *Transfusion Reiki*



Love Inspiration & Maitri Foundation

*Transfusing light from dark  
in order to Awaken*



*Love Inspiration*

*Learn • Heal • Awaken*

---

FOR THE INFINITE BENEFIT OF ALL

May all beings awaken into light!

---



Copyright © Love Inspiration

### Prerequisites For This Ebook



***Welcome!***

***Please ensure that before you begin this Transfusion Reiki course you:***

- 1) Have completed Advanced Usui Reiki (Levels 4,5 & 6) as a prerequisite.
- 2) Have allowed yourself a minimum of 21 days from the completion of:
  - any [Ascension Pathway](#) attunement and/or
  - any Love Inspiration [ebook](#) (eg. Divine Light, Kundalini Reiki, Usui Reiki, Master Level Symbols or any other Universal Reiki ebook etc)

*(Note that here in point 2, the completion of an ebook means you have completed the whole ebook including all attunements, waiting times and compulsory daily / self healing practices, whereas the completion of an attunement means you have completed the attunement and not necessarily any waiting times or associated practices.)*
- 3) Have activated (unlocked) the Transfusion Reiki energies and attunement using the activation code & instructions on the next page.

***Once you have unlocked the energies, you are ready to begin.  
With love, we wish you well on your Transfusion Reiki journey!***

### Helpful Resources For This Ebook

[Sign up for free monthly Ascension Healing \(sent on the 11th of the month\)](#)  
[Join the Love Inspiration Community Facebook Group](#)  
[Download the Love Inspiration Handbook as an accompaniment to this ebook](#)  
[Visit our Free Music & Relaxation webpage](#)  
[Sign up for an Ascension Healing Booster](#)  
[Find out how you can help](#)  
[Read our Disclaimer](#) and [Copyright Information](#)



## ACTIVATING (UNLOCKING) THE TRANSFUSION REIKI ENERGIES:

Before opening up to these beautiful Transfusion Reiki energies, it is very important that you firstly activate or 'unlock' the energies and attunement in this ebook. Once this is completed, you will then be ready to begin Transfusion Reiki!

The activation is a very simple process, done by yourself, using a specially embedded activation code to 'unlock' the energies in this ebook. The four step process is outlined below and should only take you around five minutes or so to complete.

(For more information about the activation codes or the activation process - please visit our [Activation Codes FAQ's](#)).



### ■ 1) Preparation:

Please sit or lie down, whichever is more comfortable for you, and ensure that you will not be disturbed for at least 5 minutes or so. Perhaps you wish to play some [healing or relaxing music](#), light some candles or burn some incense to create a nice ambience.

### ■ 2) Invocation:

Invoke the activation ('unlocking') by placing your hands together, fingertips touching in prayer position and saying the following:



**"With infinite grace, I ask humbly and clearly to activate the  
energies and attunement for Transfusion Reiki.  
With the unique activation code 418222 may this be so.  
May this activation benefit all beings.  
Thankyou, thankyou, thankyou."**

### ■ 3) Receiving:

If you wish to, you can now just sit for a few minutes as the energies are unlocked for you. After this period of time, as you feel ready, you may wish to give thanks. The activation is now complete!

### ■ 4) Understanding:

Once you have completed your activation, we ask that you now read through - ["Activation Codes and Prescribed Timeframes"](#). This will only take around a minute or so and will help you to receive the maximum benefits from all of these healing energies, attunements and practices. After this, you are now ready to begin opening up and receiving these beautiful Transfusion Reiki energies! May you enjoy these with much love & light and with an intention to benefit all beings.



## AN OVERVIEW OF UNIVERSAL REIKI:

Before opening up to the beautiful Transfusion Reiki energies, let us firstly point out here that these energies are a sub-category or branch on the Universal Reiki tree. To help explain this in more detail, we now lovingly refer you to the channelled message that was received from the Guide Plion which introduces the concept of Universal Reiki:

“Universal Reiki is a set of teachings and energies specifically designed to increase the flow of energy in the Universe. In this way, all energies are joined and therefore once you affect one (even the smallest, tiniest one) it has an effect on the others.

Universal Reiki opens a direct channel of energy sources known as ‘The Obturion’ featuring an assortment of very high energetic frequencies to help you on your Universal Reiki pathway. These high frequency energies are here to help your kind to open further to the light of love and loving kindness for all infinite beings. Including those of which you do not know, or see. This is an important aspect for your healing pathway, for indeed to wish the great liberation for all beings means there must be comprehension of more than just the self.



Here we will be unfolding the tree of Universal Reiki in a simple set of complete teachings, encompassing the energy radiances required to expand the consciousness. Six sets of teachings shall manifest a great abundance of love expansion within each and every one of you, however it is not a requirement that all six are taken. Here the importance is for you to choose which ones you feel drawn to at any time. In this way, there are no set order for the teachings and you may take as many or as little as you wish. Please simply complete the required prerequisites as deemed necessary.

Universal Energy and Universal Reiki are two frequencies of very pure light and from this, we shall burst forth into a new dimension of egoic-lacking consciousness. Here we open our hearts through these teachings to a more expanded understanding of oneness and unity through the field of love. In all situations where love prevails, the greater good of all instantly and overwhelmingly benefits.

We do trust that the Universal Reiki energies will meet your love-filled passions with great plight. Go well and open to the Universal Reiki energies with much love. For this you shall be optimally rewarded.”

~ Plion

# TRANSFUSION REIKI

## UNIVERSAL REIKI SERIES

### AN OUTLINE OF THE UNIVERSAL REIKI SERIES:

With much love, please find below the overview table of the 'Universal Reiki' Series.

Universal Reiki Series		
NAME	PREREQUISITE (SEE MORE ON PAGE III OF EACH EBOOK)	TIMEFRAME
Animal Ascension Reiki	Usui Reiki Level 2 + You have allowed yourself a minimum of 21 days from the completion of any other Universal Reiki ebook, any previous Usui Reiki Level 2 - 9 attunement or any other previous attunement (e.g. Ascension Pathway etc.)	35 days (Approx. <b>1 month</b> )
Earth Balance Reiki	Usui Reiki Level 3a (Reiki Master Healer) + You have allowed yourself a minimum of 21 days from the completion of any other Universal Reiki ebook, any previous Usui Reiki Level 3 - 9 attunement or any other previous attunement (e.g. Ascension Pathway etc.)	52 days (+ 3 - 5 months daily practice) = Min. <b>5 months</b>
Solar Reiki	Usui Reiki Level 3a (Reiki Master Healer) + You have allowed yourself a minimum of 21 days from the completion of any other Universal Reiki ebook, any previous Usui Reiki Level 3 - 9 attunement or any other previous attunement (e.g. Ascension Pathway etc.)	29 days (+ 7 - 21 days of self healing practice) = Min. <b>1 month</b>
Transfusion Reiki	Advanced Usui Reiki (Levels 4,5 & 6) + You have allowed yourself a minimum of 21 days from the completion of any other Universal Reiki ebook, any previous Usui Reiki Level 4 - 9 attunement or any other previous attunement (e.g. Ascension Pathway etc.)	94 days (Approx. 13 weeks / <b>3 months</b> )
<i>You must have amassed 4 years minimum time practicing with the Universal Reiki energies before commencing the Master Levels.</i>		
Universal Reiki Master I	Have completed all four Universal Reiki ebooks + Have been practicing with the Universal Reiki energies for no less than 4 years (i.e. from the date of completing your first Universal Reiki ebook)	Approx. <b>20 months</b>
<i>9 months rest</i>		
Universal Reiki Master II	Have completed Universal Reiki Master I + Have waited the minimum 9 month timeframe after completing Universal Reiki Master I	128 days (Approx. 18 weeks / <b>4 months</b> )
<b>Minimum Total Completion Time for the Universal Reiki Series = 81 months / 6.75 years</b> [4+ years (to reach Master I) + 20 months for Master I + 9 months rest + 4 months for Master II]		

## HOW TO RECEIVE THE UNIVERSAL REIKI ENERGIES:

In the table above, you can see that there are a total of six ebook in the Universal Reiki Series. The first four of these ebooks can be thought of as 'practitioner' levels and help to introduce one set of Universal Reiki frequencies each i.e. Animal Ascension Reiki, Earth Balance Reiki, Solar Reiki and Transfusion Reiki.

These first four Universal Reiki levels can be received *in any order* by anyone who has completed the prerequisites. Simply open up to whichever energies feel right for you at the time. Wonderful!

Once all of the four 'practitioner' courses have been completed, you will then be able to move into the two Master Levels if you wish, starting with Master Level I and then moving into Master Level II. It is important that these Master Levels are completed *in order* as these energies build on top of one another to help bring about a significant expansion and deepening of the Universal Reiki experience.

Before proceeding into the Master Levels, you will also notice here that the Guides have asked that a minimum of four years Universal Reiki practice be completed. This four year practice timeframe helps to ensure that each recipient is energetically prepared for the truly expansive range of Universal Reiki Master Level energies for the infinite benefit of all. This is indeed a very important step forwards to becoming a Universal Reiki Master and we kindly ask that this be lovingly respected for the benefit of your own growth and inner transformation.

In summary, let us now highlight the prerequisites for Universal Reiki Master I:

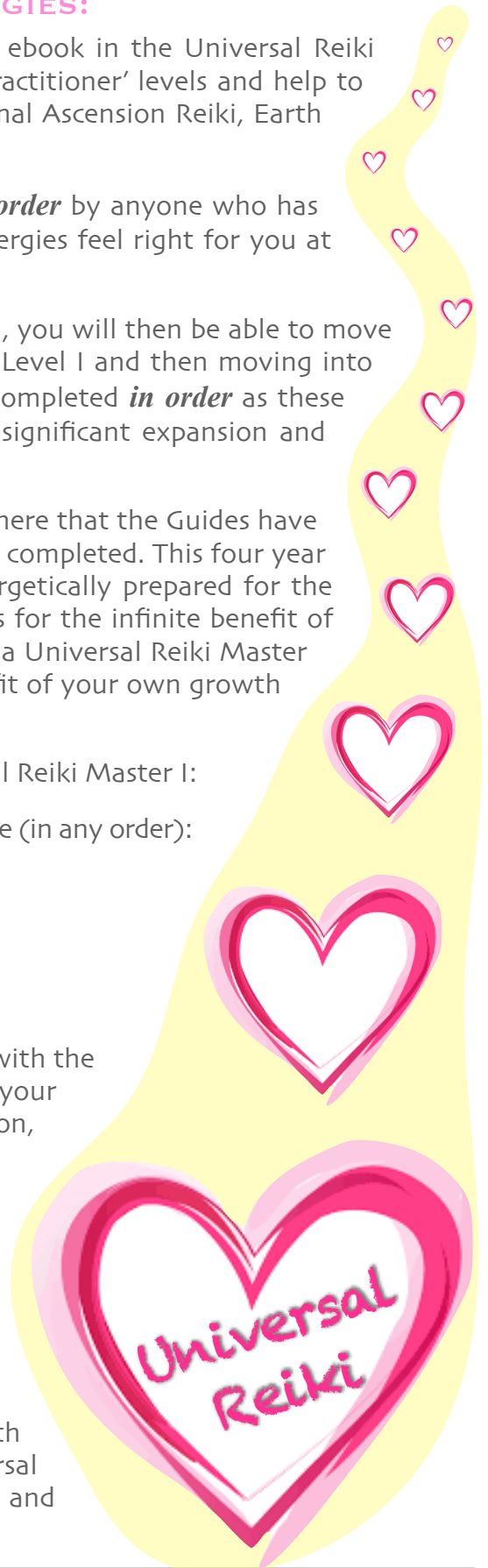
1) You have completed the four Universal Reiki's as a prerequisite (in any order):

- Animal Ascension Reiki
- Earth Balance Reiki
- Solar Reiki
- Transfusion Reiki

2) You have completed a four year timeframe of practicing with the Universal Reiki energies from the **date of completion** of your first Universal Reiki ebook (whether it be Animal Ascension, Earth Balance, Solar or Transfusion Reiki).

If this is your first ebook in the Universal Reiki Series, we would also like to suggest that you record your date of completion of this course. In this way, if you do wish to ascend into the Master Levels at some point in the future, you will very easily know how long you have been 'practicing' with the Universal Reiki energies.

For now though, we hope that you will enjoy connecting with these beautiful, deeply healing and transformational Universal Reiki energies and may they help to bring much love, light and happiness into your life for the infinite benefit of all beings.





**TRANSFUSION REIKI**  
**UNIVERSAL REIKI SERIES**

---

**CONTENTS:**

Content	Page
Dedication	II
Prerequisites & Helpful Resources	III
Activating (Unlocking) The Transfusion Reiki Energies	IV
An Overview Of Universal Reiki	V
An Outline Of The Universal Reiki Series	VI
How To Receive The Universal Reiki Energies	VII
Contents	VIII
<hr/>	
Welcome To Transfusion Reiki	1
1. An Overview Of Transfusion Reiki	3
2. Understanding The Symbol Practice Processes & Attunement	5
3. An Outline Of Part One - The Five Elements	6
4. Part One: Element One - 'The Transfusion Process' (Days 1 - 8)	7
5. Part One: Element Two - 'Transfusional Uplift' (Days 9 - 23)	9
6. Part One: Element Three - 'Transfusional Expansion' (Days 24 - 28)	12
6. Part One: Element Four - 'Triopson Transfusion' (Days 29 - 63)	14
7. Part One: Element Five - 'Transfusion Conclusion' (Days 64 - 70)	15
8. Part Two: Transfusion Reiki Attunement (Days 71 - 73)	17
9. A Deeper Understanding Of Transfusion Reiki	19
10. Part Three: Self Healing Practice (Days 74 - 94)	20
11. How To Use Transfusion Reiki	21
12. Final Comments	23

---

**GET THE MOST CURRENT VERSION OF THE TRANSFUSION REIKI EBOOK!**

Please note that this ebook is updated as further information comes to light, therefore before you begin, and periodically throughout this ebook if you wish, please [visit our website](http://www.loveinspiration.org.nz) to check you have the most current version. The version number and date are listed in the bottom right hand corner of each page of the book and only the version on the website will always be the most current.

---







*Love Inspiration*

*Learn • Heal • Awaken*

## TRANSFUSION REIKI UNIVERSAL REIKI SERIES

### WELCOME TO TRANSFUSION REIKI:

It is with a deep sense of love and joy that we welcome you to Transfusion Reiki. Here we are delighted to offer you an opportunity to heal and purify at a very deep level as you are guided through a series of healing practices designed to bring more love, light and understanding in your life.

We bow down in gratitude to all of the Transfusion Reiki Guides who have enabled the bringing through of these very powerful and highly effective healing energies and we hope that you will enjoy this Transfusion Reiki course, for the benefit of all.

During this course, you will be guided through a process of awakening to the Transfusion Reiki energies through a variety of self healing practices and attunement processes. In addition to this, you will also receive all the information that was brought through, including some additional insights and healing experiences that Marty and Gerry themselves experienced as they moved through these energies.

Overall, we wish to share the Transfusion Reiki energies in a way that can help to bring these higher vibrational and very significant healing energies into the mainstream, without limitation or restriction. We are delighted that we can share these energies with you here and we make the wish that this will benefit all beings in the most magical way imaginable!



And now, in order to begin this course, let us formally introduce the Transfusion Reiki energies as they were introduced by the Guide Ionon:

---

### **Transfusion Reiki**

“Transfusing light from dark in order to Awaken”



“Welcome, with love, light, colour and brilliance to Transfusion Reiki.

Here we are delighted with your progress to date, for if you are reading this,  
then you have achieved a significant vibration in order to reach this place.

Not only this, but you have also been ‘called’ here in order to transcend more of your own darkness and to help others with theirs. None of this is by coincidence, you are now ready to accelerate forwards!

Bearing in mind that a deeper understanding of Transfusion Reiki will unfold as you progress through the energies, we wish not to baffle you with detailed information on the complexities of this Reiki.

We simply wish you to know that you and your brilliant light are loved deeply and immensely  
and that we offer you this gift of Transfusion Reiki for the infinite benefit of all.

May your darkness be transfused into light and may you awaken, awaken, awaken  
for the benefit of liberating all beings.”

~ Ionon

---

## **1. AN OVERVIEW OF TRANSFUSION REIKI:**

Having read through this beautiful welcome message from Ionon, let us now introduce the more mechanical and practical aspects of the course. To start with, this course will be learnt over three main parts:

- Part 1 - The Five Elements (received over 70 days)
- Part 2 - The Transfusion Reiki Attunement (received over 3 days)
- Part 3 - Self Healing Practice (received over 21 days)

For each part, you will need to complete a number of healing practices which will help you to digest and assimilate the Transfusion Reiki energies into your consciousness. After completing all three parts, you will then become a Transfusion Reiki practitioner and be able to use these energies for yourself and others as you feel guided.

In order to provide a simple overview, we have included a summary table on the following page for a good overall snapshot of the healing practices & relevant timeframes for this course:

---

# *Transfusion Reiki*

PART	NAME		DAYS	ATTUNEMENTS & PRACTICES
One	Element One	The Transfusion Process	Day 1	Cryosphere symbol practice, one day only
			Days 2 - 8	7 days rest
	Element Two	Transfusional Uplift	Days 9 - 22	Nepthen symbol practice for 14 days
			Day 23	1 day rest
	Element Three	Transfusional Expansion	Days 24 - 26	Open your body to the light with an invocation for 3 days
			Days 27 - 28	2 days rest
	Element Four	Triopson Transfusion	Days 29 - 49	Triopson symbol practice for 21 days
			Days 50 - 63	14 days rest
	Element Five	Transfusion Conclusion	Days 64 - 67	Orium symbol practice for 4 days
			Days 68 - 70	3 days rest
Two	Transfusion Reiki Attunement		Day 71	Transfusion Reiki Attunement & Ecce symbol practice
			Days 72 & 73	Ecce symbol practice
Three	Self Healing Practice		Days 74 - 94	21 days self healing practice using Ecce
From day 95 onwards you are now ready to use Transfusion Reiki & the Transfusion Reiki symbol Ecce for the benefit of all!				
Total Time For Transfusion Reiki Completion = 94 days (approx. 13.5 weeks / 3 months)				

## **2. UNDERSTANDING THE SYMBOL PRACTICE PROCESSES & ATTUNEMENT:**

As with all of the Love Inspiration teachings and healing systems, it is very important that you understand how to receive your attunements and how to complete the required healing practices. As such, we have done our very best to ensure that all of the healing practices and attunement processes are described here in a way that is easy to understand and simple to follow along with.

As we've already mentioned, the attunement & energetic processes in Transfusion Reiki take on a slightly different format to that which you may be used to from the traditional Usui Reiki healing system, so we kindly suggest that you simply follow along with these instructions carefully - and with a sense of love & gratitude!

Also, each of the different attunements & healing practices described in each of the different parts are indeed very different and will take a different amount of time to receive and assimilate. We kindly ask then that you please take enough time then to have a read through each of the processes carefully to ensure that you are comfortable and familiar with everything prior to commencing each section.

---

**NOTE:** Please ensure that you have activated (unlocked) the Transfusion Reiki energies and attunement in this ebook prior to commencing this attunement.

The activation / unlocking process is a simple 5 minute process which unlocks the energies and gives you access to them. Once you have unlocked the energies, this means that all the Transfusion Reiki energies including Part One, Part Two and Part Three have been activated specifically for you. You are therefore then ready to continue your Transfusion Reiki journey by working through this ebook, at your own pace and receiving the energies as you feel guided.



If you have not yet activated / unlocked the Transfusion Reiki energies for yourself, you may do this by following the instructions on Page III of this ebook.

---

Once you have unlocked the energies and you feel ready to commence your Transfusion Reiki practices and attunement, you are then ready to move into the next section.

May you open up to these energies with much love and with an intention to benefit all in the best way that you can! We hope that you will enjoy these beautifully transfusing and love filled energies and may they help to bring much balance, light & purity into your life.



### 3. AN OUTLINE OF PART ONE - THE FIVE ELEMENTS:

For Part One, you will be opening up to 'The Five Elements' which will take approximately 10 weeks to complete as they are carefully assimilated into your consciousness. Here is a summary table of the timeframes and practices for Part One - The Five Elements:

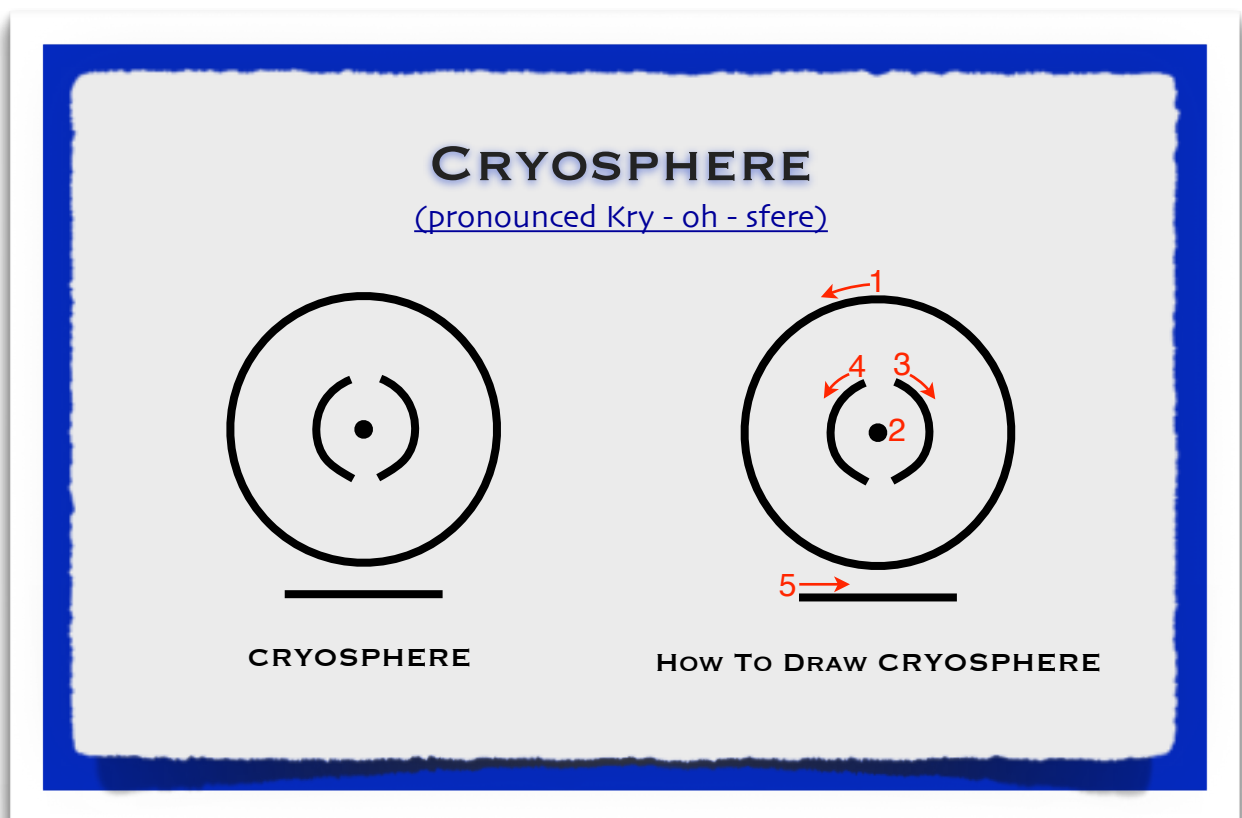
PART ONE - THE FIVE ELEMENTS			
ELEMENT	NAME	DAYS	INFORMATION
Element One	The Transfusion Process	Day 1	Cryosphere symbol practice, one day only
		Days 2 - 8	7 days rest
Element Two	Transfusional Uplift	Days 9 - 22	Nepthen symbol practice for 14 days
		Day 23	1 day rest
Element Three	Transfusional Expansion	Days 24 - 26	Open your body to the light with an invocation for 3 days
		Days 27 - 28	2 days rest
Element Four	Triopson Transfusion	Days 29 - 49	Triopson symbol practice for 21 days
		Days 50 - 63	14 days rest
Element Five	Transfusion Conclusion	Days 64 - 67	Orium symbol practice for 4 days
		Days 68 - 70	3 days rest
Total Time For Part One - The Five Elements = 70 days (approx. 10 weeks / 2½ months)			

#### 4. PART ONE: ELEMENT ONE - 'THE TRANSFUSION PROCESS' (DAYS 1- 8):

During this first element, you may have noticed that from the summary table that you will be doing symbol practice on the first day only followed by seven [days of rest](#) as the energies are assimilated and digested. On day one then, you will be opening up to the energies of the symbol Cryosphere.



On day one, place the symbol Cryosphere (shown below) into each of the seven chakras for approximately 30 seconds per chakra, starting at the base chakra. This is to be done only once on day one. You can then take rest for 7 days as the new energies assimilate into your consciousness.





*Marty and Gerry lovingly recommend here that you complete your symbol practice during the middle of the day, rather than just before bed as these energies caused great unrest during the night for them i.e. tossing and turning with many bad and angry dreams. This was of course however a part of the process of the energies 'shaking foundational beliefs'!*

*Continuing on from this, the 7 day resting period continued to bring a lot of purging and healing crises for both Gerry & Marty. Marty had a lot of anger brought to the surface and Gerry brought up old emotional traumas and manifested flu-like symptoms for the week. Both also felt like they had been 'cracked over the head' with a baseball bat as energies were obviously purging out of the head area. It was only on the evening of the seventh day that the energies seemed to relax a little, preparing them for the dawn of Element Two the following day.*

*If you do go through healing crises like Marty and Gerry did, then please accept their sincere and humble empathy for your circumstances. However if you are not feeling much at all from the Cryosphere energies then please simply know that the energies are working in a way that best suits you. Remember each of us are very different in what we need to 'clean out' and therefore the circumstances and healing that Cryosphere brings out will be different. Trust that the energies are doing what they need to, and if you are not feeling much - enjoy it!*

All this being said, please now 'enjoy' your seven day [rest period](#) as the Cryosphere energies are being assimilated before commencing into Element Two!



## 5. PART ONE: ELEMENT TWO - 'TRANSFUSIONAL UPLIFT' (DAYS 9 - 23):

After completing your seven days of rest of Cryosphere, on day nine of this course, you can now begin opening up to the energies of Element Two - 'Transfusional Uplift'. As the Guides explained:

*"Like a kaleidoscope, the second element transfuses colour and brilliance from a small source of light"*



As the second element energies were being brought through to Gerry, she was shown these Element Two energies as being like sitting in a room with one large window. The large window has been painted with black paint on the outside of the glass which therefore completely blocks all light from entering the room. We are sitting inside this room in complete darkness.

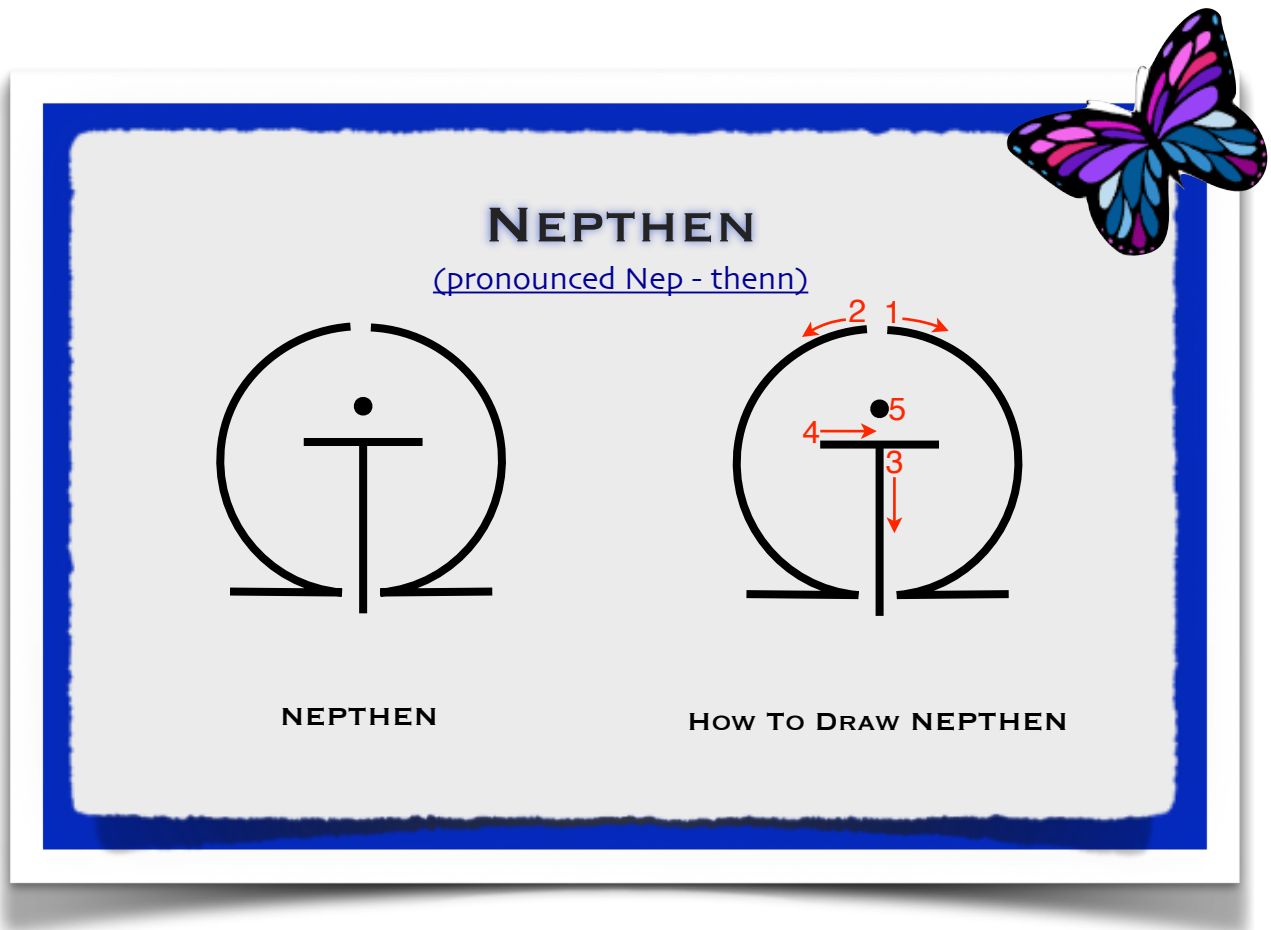
What happens then during this second element is that these energies start to 'bubble' and 'blister' the black paint, causing the paint to fall away from the window. In this way, small emergences of light are now able to come in through the window. The more we use the energies, the more the paint blisters and falls away, allowing more and more light into our room. As the Guides said:



*"Allow the brilliance of your light to be magnified, fortified, coloured, texturised!"*

**Symbol Practice:**

To receive the energies of this second element, please place the symbol Nepthen into your Heart Chakra twice per day for fourteen consecutive days, for 3 - 5 minutes each time. Once you have completed your fourteen days of symbol practice, you are then able to take rest for one day (on day 23) before moving into Element Three on day 24.



**Notes and insights from Marty & Gerry:**

*On the morning of her first Nepthen practice, Gerry saw herself turning into a colourful butterfly, radiant and light-seeking. The Nepthen symbol then continued to work its magic over the next 14 days as a very effective complement to the Cryosphere energies.*

*Both Marty and Gerry felt many, many of their core beliefs and foundational thoughts being challenged during this time. And not just their core beliefs; also many kinds of ingrained or habitual thought patterns as well. These were all being brought to the surface and healed during this time.*

*It was as if Cryosphere had shaken the tree and then the Nepthen energies were now helping us to become more aware of these limiting beliefs and thought patterns; allowing us to heal and release these safely. This process of release was also experienced by Marty & Gerry through their dream state as they released many of these old energies and thought patterns whilst sleeping.*

*Some of the limiting core beliefs and ingrained thought patterns that arose for Marty and Gerry during this time were:*

- Life is a struggle
- I'm not good enough
- I'm not worthy
- Nothing I do is enough
- Nobody understands me
- I'm sick of doing other people's stuff
- I don't need your permission
- Let me go
- No!
- No matter what I do it is never enough
- Leave me alone, I'll do what I want to do
- I don't fit in here
- Nobody likes me
- I'm not allowed to
- Nobody listens to me
- I can't do it
- Life is not fair
- Life hurts
- Life is painful
- I hate myself
- I don't want to

*For Gerry, she saw these energies being pushed out of every part of her body, like garlic through a garlic press. As a result, Gerry's healing crisis was quite a physical one with purging from her sinuses, chest and headaches. She was also challenged emotionally with the conception of a new project which left her doubting herself and feeling that she wasn't good enough to complete.*

*The Guides explained to her that these core beliefs and limiting thought patterns were defence mechanisms; the ego's way of preventing us from reaching our full potential. Hence the need to heal them and let them go as we are able to then move into a more limitless and unified state of awareness.*

*We share this information with you here in the hope that it will help you with whatever unfolds during these Nepthen practices. Please bear in mind however that Marty and Gerry took these energies after completing Crimson Horizon Chapter 1 and were therefore receiving these energies at a reasonably progressed point of their Ascension journey.*

*If you are taking Transfusion Reiki after only a smaller amount of energy work then the energies will likely correlate to what you are needing at this time. So if you do not feel much, please don't worry - the energies will still be working in the best possible way in line with your karmic circumstances.*

*As an additional exercise here, it might be a good idea to take a few moments and reflect on some of your own limiting core beliefs. Why not open yourself up and have a look inside? **What is stopping you from reaching your full potential?***



## 6. PART ONE: ELEMENT THREE - 'TRANSFUSIONAL EXPANSION' (DAYS 24 - 28):

With love & light, we welcome you here to Element Three. Having now moved through the first 23 days of this course, there has been much healing, purification and much internal debris that have been cleared by these energies and practices so far - and much more still to come!

By the time Marty and Gerry had completed Element Two, they were feeling quite broken, very down and were having feelings of wanting to give up on everything. This however all seemed to be in preparation for the new expansion and faith upcoming in Element 3!



### Element 3 - Transfusional Expansion:

"Brings about an expansion  
of light from dark"

As the Guides explained:



#### Practice for this level:

For Element Three, rather than opening up to a symbol as a way of bringing the energies into our consciousness, we will be using an affirmation instead as prescribed by the Guides. Within this special affirmation the words here have been energised with the energies of Element Three.

As such, by simply repeating this affirmation throughout this prescribed period of 3 days, you will be invoking, calling on and receiving the energies of Element Three into your energy field.



Therefore, please repeat the below affirmation as many times as possible for three consecutive days (days 24, 25 and 26). The affirmation is as follows:



**"I open to the light.  
May colour and radiance fill me with new hope,  
desire and brilliance for the benefit of all.  
And so it shall be."**



After this three day period, you can then [take rest](#) for an additional two days before moving into Element Four on day 29.


#### **Notes and insights from Marty & Gerry:**

- *For some reason, Marty and Gerry found it difficult to remember this affirmation, despite putting it on post-it notes all around the house! Therefore, if you wish to, it will also be ok to incorporate a more simple affirmation into these practices as follows:*

*"I open to the light of my own brilliance"*

*The above affirmation was definitely much easier to remember and therefore helped Marty & Gerry to more consistently call on the Element Three energies. This affirmation came about when Gerry asked the Guides what light it was that they were opening to through the affirmation. The Guides replied "the light of your own brilliance" and so, Marty and Gerry started to use this more simple affirmation throughout the day and then recited the longer version of the affirmation during morning time and night time.*

- *Also, for those of you who have completed the Maitrijusha series of energies, you may find it helpful to call on Maitrijusha Gold Eternity during the second rest day (day 28) before commencing Element Four. For Gerry, this was very helpful with the build-up of energies that Element Three had manifested. This is by no means compulsory however, and for those of you who may not be working with these Maitrijusha energies, you might find that giving yourself some form of personal / energy based healing session here (such as Usui Reiki etc) could also help.*



## 6. PART ONE: ELEMENT FOUR - 'TRIOPSON TRANSFUSION' (DAYS 29 - 63):

With much love, we are delighted to welcome you here to Element Four and to help us introduce this layer of healing energies, let us now hear from the Guides:



### Triopson Transfusion: "Breaking down the barriers of filters"

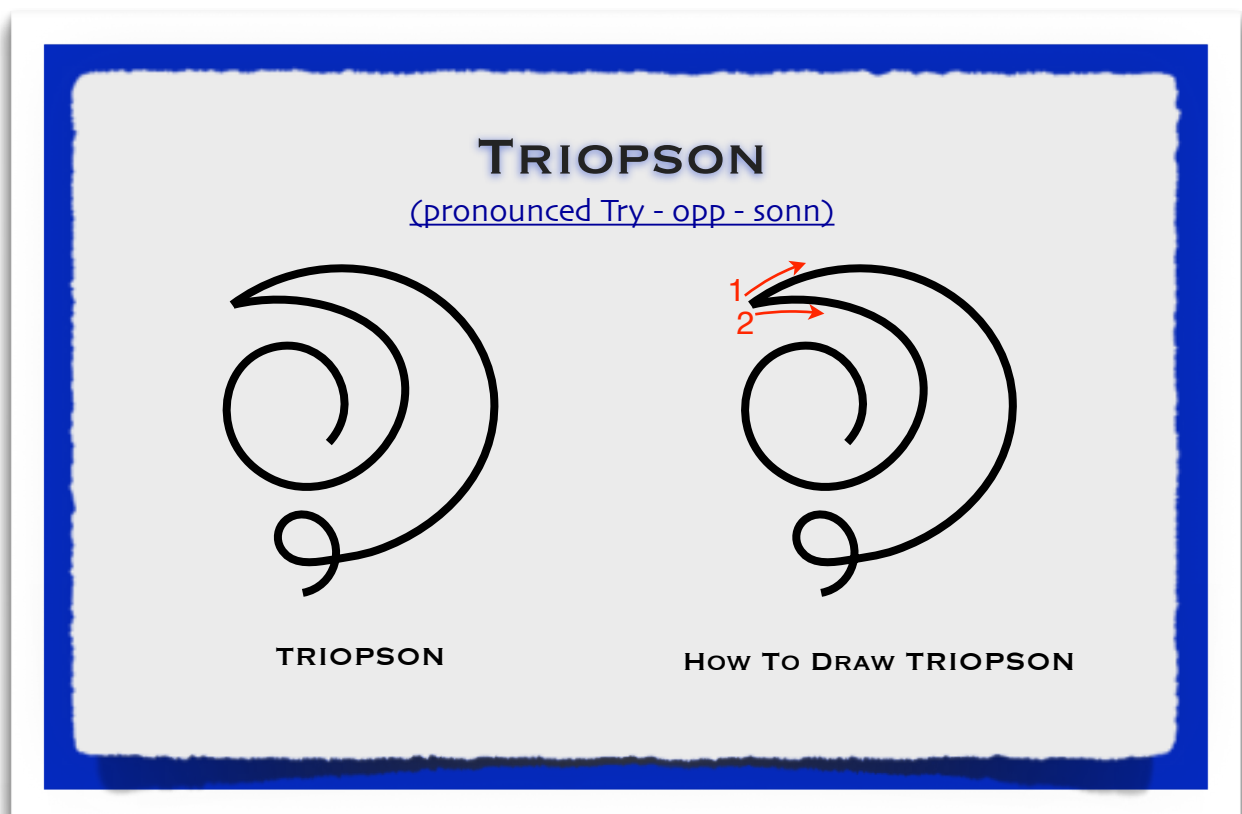
*"Throughout life we see ourselves and all else through 'filters' we have built up and accumulated through many lives of fear, trauma, pain and suffering.*

*Our kaleidoscope of light, colour and brilliance is now large enough to highlight, engulf and 'swallow' any mismeaning plays of ignorance, misfortune and solitude.*

*Let all filters at this level be immersed in brilliant light and be dissolved for the infinite benefit of all."*

#### Symbol practice:

To receive these Element Four energies, please place the symbol Triopson, shown below, into your Crown Chakra twice per day for 21 consecutive days, for 1-2 minutes each time. After your 21 days, please rest for an additional 14 days before moving into Element Five.





## 7. PART ONE: ELEMENT FIVE - 'TRANSFUSION CONCLUSION' (DAYS 64 - 70):

Having completed the first four elements, you are now ready to move into this fifth and final element of this first part of the Transfusion Reiki course. As the Guides explain below, this final Element will help you to awaken to a new beginning as you are guided towards more love and understanding on your journey through a connection to the Orium energies:

### *Orium: "The awakening of a new beginning"*

*"The blackened windows that were, are now completely clear, bright and open, allowing optimal and pleasurable light in. This creates the ability for new focus as you now see clearer than before, not only in sight, but in all dimensionular aspects of your spiritual being.*

*Open your focus to benefit all and see what unfolds. You are now in your element of re-connection. Use it wisely and for the infinite benefit of all.*

*A period of 4 days is now upon you to embark on a personal journey of focus and unfoldment. Use the transfused energies to allow a new 'seepage' of love and fulfilment to enter your life.*

*How can I benefit all?*

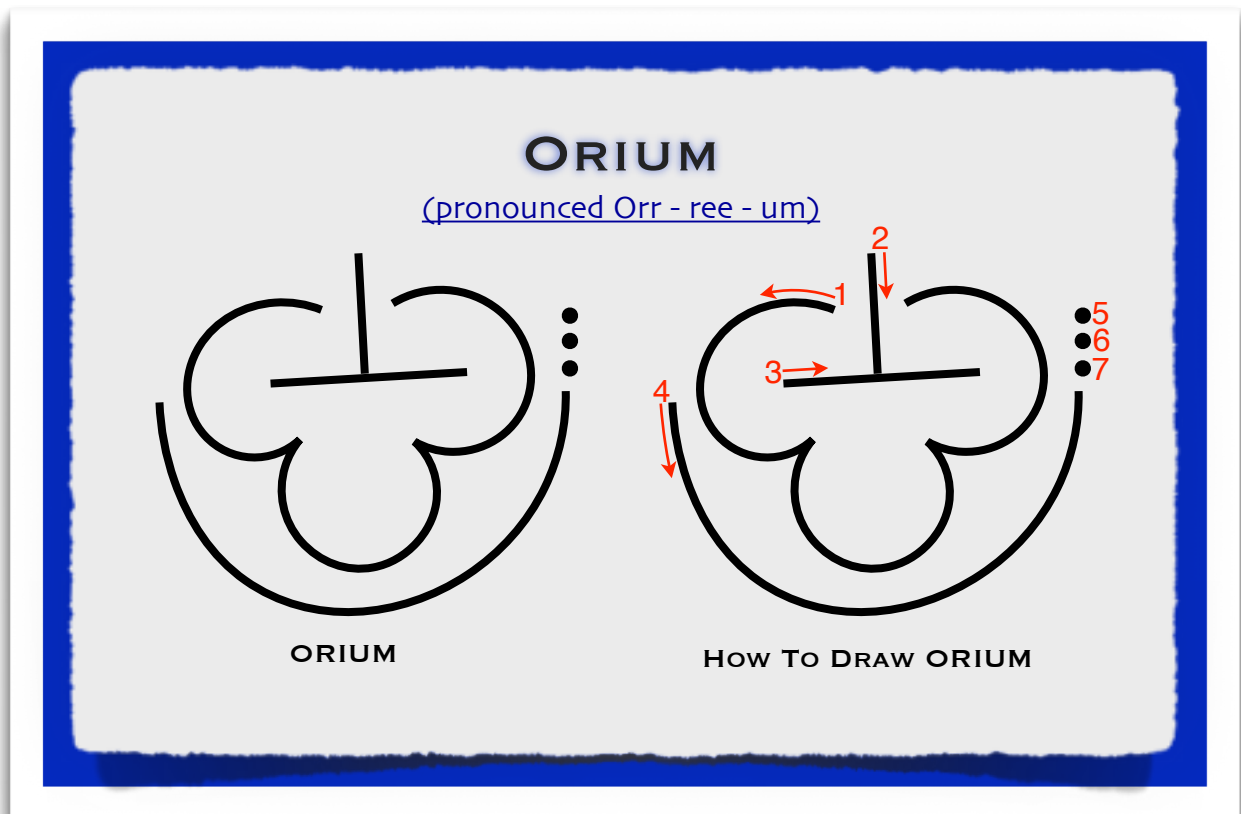
### **Symbol Practice:**

For Element Five, The Guides have channeled a message regarding the symbol practices themselves:



*"For four days place the rotational sequencing symbol Orium (shown below) into your Third Eye Chakra, in order to allow a complete conclusion to the transfusional energies. This symbol practice is best done 4 times per day, imagining many, many Orium symbols constantly streaming into the Third Eye Chakra for 1 - 2 minutes each time."*





For those of you who may have completed your Usui Reiki Level 2 training with Love Inspiration, this is a very similar technique being described here to the Level 2 training i.e. to imagine a great many symbols streaming into your Third Eye Chakra.

We often enjoy this kind of symbol healing technique for helping to connect very strongly with 'Higher Consciousness' and we hope that you will enjoy this in your own practice here for this final Element.



After completing this four days of Orium practice, we invite you to take rest for an additional three days before moving into Part Two where you will be receiving the Transfusion Reiki Attunement.

And with this, we would also like to pass on our sincerest congratulations for completing Part One of Transfusion Reiki and for your dedication and efforts thus far!



## 8. PART TWO: TRANSFUSION REIKI ATTUNEMENT (DAYS 71 - 73):

Welcome to Part Two! Having now completed Part One, you have now digested the Five Elements into your consciousness and with this, you are now ready to be attuned to the Transfusion Reiki symbol 'Ecce'. To receive this attunement, there are four main steps which are required:

- ☐ **Step 1 - Preparation**
- ☐ **Step 2 - Invocation**
- ☐ **Step 3 - Infusion**
- ☐ **Step 4 - Ecce symbol practice (for three days)**

In total, these four steps should take around 20 - 25 minutes to complete, so normally we would suggest that you prepare yourself to be undisturbed for around 30 - 40 minutes just to be sure. On day one, *all four steps* need to be completed, however on days 2 and 3, *only step 4* needs to be completed as you continue to connect with the Ecce symbol practices (without needing to invoke or infuse the energies).

Let us now take you through each step so that you can successfully open up to receiving Part Two of these Transfusion Reiki energies.

### ☐ **STEP 1: Preparation:**

Sit or lie down, whichever is more comfortable for you, ensuring that you will not be disturbed for at least 20 - 25 minutes. Perhaps you wish to play some [healing or relaxing music](#), light some candles or burn some incense to create a nice ambience.

### ☐ **STEP 2: Invoke The Transfusion Reiki Attunement:**

Invoke the attunement by placing your hands together, fingertips touching in prayer position *above your head*, and say the following: (Feel free to say it more than once if you wish).



"For the benefit of the infinite all, I ask with divine love to be attuned to Transfusion Reiki. May I be bestowed with the ability to transfuse light from dark in order to awaken and heal both myself and all others with whom I share this collective consciousness.

May my infinite kaleidoscope of brilliant colour and light help all those in need, constantly and effervescently, until all beings are liberated and free from suffering.

Thankyou, thankyou, thankyou.

With grace, *[Your Name]*"

**STEP 3: Infusion:**

After completing the invocation, please sit for 8 - 12 minutes as the attunement energies take place, infusing into your being. (You can bring your hands back to resting position after saying the invocation).

**STEP 4: Symbol Practice:**

For three consecutive days, place the symbol Ecce, below, into the Crown Chakra twice per day for 3-5 minutes each time. If you wish, during the 3-5 minutes you may wish to say "I open to the light of Transfusion Reiki" in order to help keep your mind focused.

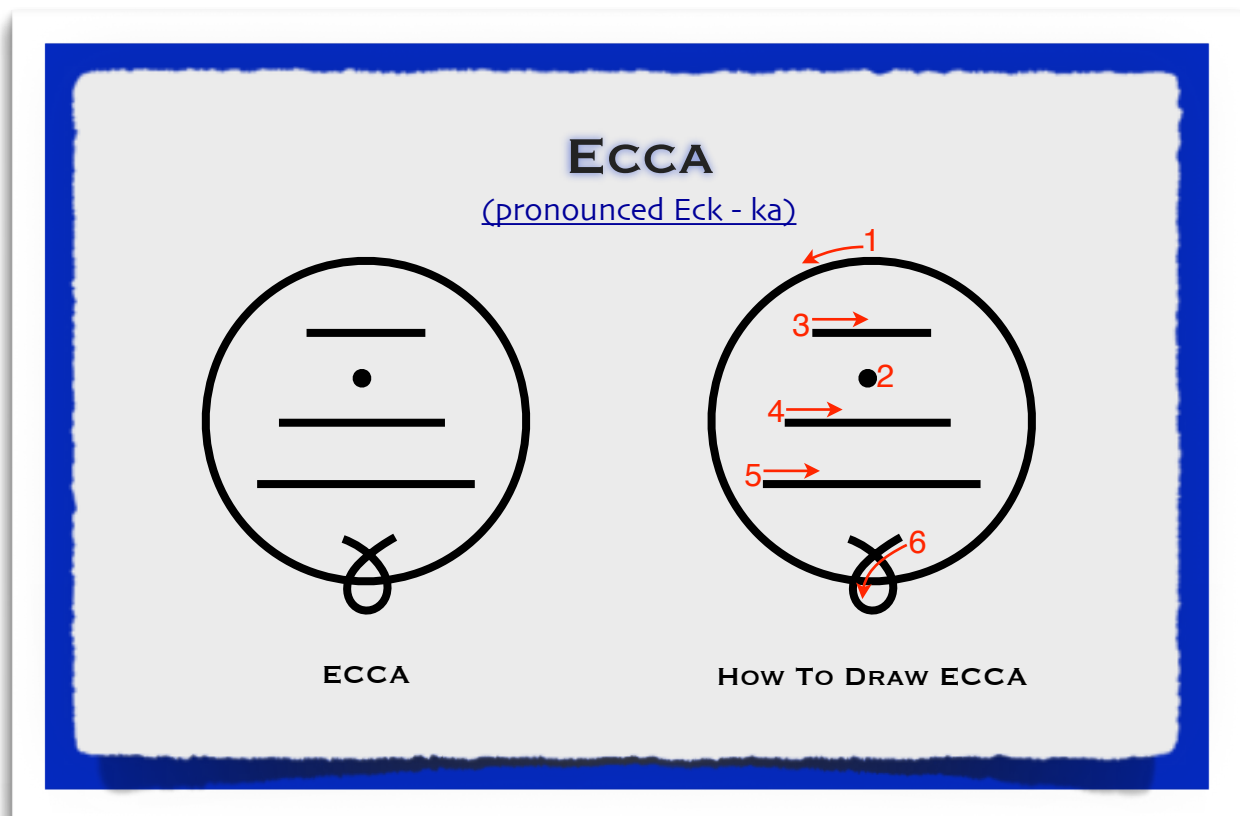
So as a quick summary then, when receiving the Transfusion Reiki Attunement here in Part Two, you will be required to:



---

**Attunement Process (Summary)**

- a) Complete the four step attunement process on the morning of day 1 (day 71 overall).
  - b) Complete the symbol practice (in step four) on the afternoon of day one.
  - c) Complete step four again, twice each day on days 2 and 3.
- 



In addition to the attunement processes, the Guides also shared some additional information about the design and drawing of the Ecce symbol as follows:

- \* Strokes 1 - 5 are symbolic of the Five Elements (received in Part One).
- \* Stroke 6 - is symbolic of the Transfusion Reiki attunement.

From this, we can understand that all of the healing practices and energies received thus far are all embedded into the Ecce symbol. This symbol then has become a way for us to call on all of these energies in one simple practice.

And after completing your attunement process i.e. after your second symbol practice on day 3 (day 73 overall) you are now a Transfusion Reiki practitioner! We wish to congratulate you on this wonderful achievement and let us now finish this section with some beautiful words from the Guides:

---

*"You are blessed with the energies of Transfusion Reiki and the Transfusion Reiki symbol Ecce. Use this great gift for the benefit of all."*

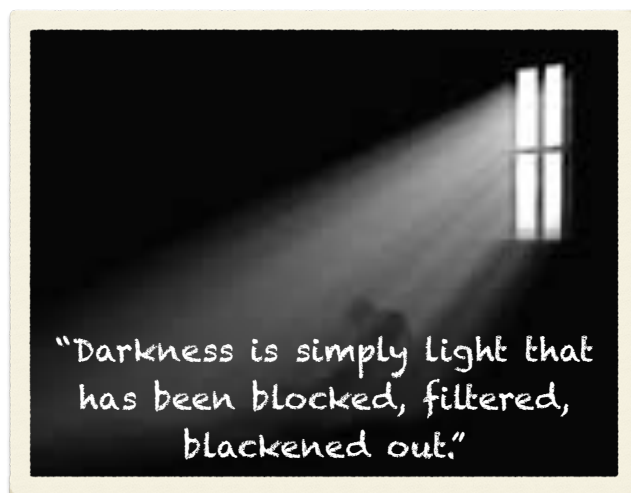
---



## 9. A DEEPER UNDERSTANDING OF TRANSFUSION REIKI:

After the three days of Ecce symbol practice, the symbol Ecce has been infused and attuned to your consciousness. If you close your eyes and repeat "Ecce, Ecce, Ecce" you may be able to feel the energies flowing and pulsing throughout your body and energy field. (If at first you don't feel it, just wait a little as the energies may take a few minutes to build).

You may also notice after some time that the energies are flowing in a particular way or direction within your body. For Gerry, this was not completely decisive at the time, however she could most certainly feel an 'ebb and flow' - like the tide coming in and out. The Guides explained that this 'in and out' or 'push and pull' motion of the energies is how the Transfusion Reiki works. You have effectively become a 'dialysis machine' where the Ecce energies work by transfusing light from dark.



Transfusion Reiki heals the blockage, the filter and/or the blackening which then allows the light to simply be. In this way, light is transfused from dark and an awakening occurs from within. Therefore, each time you use the symbol on yourself, others, animals, the world/Universe, the Transfusion energies begin the 'dialysis', clearing the darkness & restoring it to light.

For smaller issues, the Transfusion process can bring light almost immediately, however as with all healing practices, for larger healing issues (of which there can be many layers) the Transfusion process may take time.



## 10. PART THREE: SELF HEALING PRACTICE (DAYS 74 - 94):

Now that you have completed the Transfusion Reiki Attunement and you understand the inherent nature of Transfusion Reiki and the Ecce symbol more deeply, it is important that you now embark on a period of 21 days of self healing practice with the Ecce symbol. This will help to strengthen your connection with these energies and will also provide for much healing, growth and learning.

### Self Healing Practice:

- ▶ **Days 1 - 20:** Place Ecce into the Heart Chakra once per day for 8 - 12 minutes. You may wish to set your intention for a specific issue you would like help with, or alternatively ask to transfuse and heal whatever is required for your own highest good in order to benefit all.
- ▶ **Day 21:** Place the symbol Ecce into each of the seven chakras, starting at the Base Chakra, for 6 - 8 minutes per chakra. This final 'infusion' ensures the expansion of the Transfusion energies to take place within each of the chakras.



### Notes & Insights from Marty and Gerry:

During their symbol practices, both Marty and Gerry experienced Ecce to be quite a 'sleepy' symbol. Each time they used the symbol over the 21 days, they regularly fell asleep in the middle of their practice! So if you are experiencing this also - please don't worry. Just have another go when you wake up!

During the final week of the symbol practice, Marty and Gerry also became quite sick physically (again!) with coughs, sore throats, blocked noses, sinus, headaches - like the feeling of a general cold. The Transfusion Reiki energies also seemed to build throughout the 21 days (and of course look out for the full moon also as this may intensify the healing energies and healing crises also).

And finally, on the 21st day both Marty and Gerry experienced a huge breakdown-type healing crisis. This was actually quite awful and left them both feeling completely lost, empty and broken. The energies then seemed to clear soon after this period of time leaving both of them at a higher and more clearer energetic vibration.

After completing this 21 day period of self healing practices, we hope that you will be guided towards much clarity, peace and a new sense of understanding in your life. Having now fully assimilated and digested these energies into your being, you are ready to use Transfusion Reiki and the symbol Ecce for the ultimate and infinite benefit of all!

# Congratulations!

## 11. HOW TO USE TRANSFUSION REIKI:

Having now completed all of the required practices for this course, it is now the perfect time for us to elaborate on some of the ways that you can use the beautiful healing energies of Transfusion Reiki in your life. And as a very simple foundation for your Transfusion Reiki practices, let us now share the introductory words from the Guides about how to use Transfusion Reiki:



---

*"Transfusion Reiki can be used anywhere  
there is not pure light."*

---

It is highly likely that you will feel guided to use Transfusion Reiki in a wide variety of different healing circumstances and with a wide variety of different healing intentions. As the Guides have mentioned here, the Transfusion Reiki energies can be used anywhere where there is not pure light and this would include sharing these Transfusion Reiki energies with:

- ☐ People
- ☐ Animals
- ☐ Earth
- ☐ Universe
- ☐ Nature

Like all energy based healing systems, the Transfusion Reiki energies will be far more effective when they are shared from the heart and with expansive and altruistic intentions. We kindly ask that you please be as creative and as loving as you can be when sharing these energies.



Within this very general backdrop then, let us now discuss more specifically how you might like to use the Ecce Symbol in your healing practices for others.

### **Using Ecce in your healing practices:**

Whenever you feel drawn to calling on the Transfusion Reiki energies, the general rule of thumb will be to place the symbol Ecce into the recipient and then allow yourself some time for the energies to be drawn through you into the recipient.

The Ecce symbol is often best used when it is projected into the Heart Chakra of the recipient or into the Heart Centre of what you are treating. As part of this then general guideline, we now invite you to be a little creative here in finding the various 'Heart Centres' when using Transfusional Reiki on non-human recipients (more on this a little further down).



Like all Reiki practices, you will be able to send Transfusion Reiki to organisations, world events, personal goals and other such 'recipients' just like you would in your distance healing sessions with Usui Reiki. The Ecce energies will always help to transfuse the darkness into light into whatever you 'intend' to treat with it!



As always, we recommend that you send the Transfusion Reiki energies with a clear and benevolent intention and with much love & compassion in your heart. Like all healing practices, the healing intensity of these Transfusion Reiki energies will always respond to the width and pure nature of your healing intention and to the warmth of your heart.

Listed below are some of the examples given by the Guides as to the potential uses of Transfusion Reiki. As we've mentioned above, Ecce can be used as extensively, as expansively and as infinitely as you wish. As always, you are only ever limited by your own mind in your application of this beautiful healing modality!

### Ideas For Using Transfusion Reiki

- **People & animals** - Place the symbol into their Heart Chakra for around 3 - 5 minutes.
- **Earth** - Place the symbol into the centre of the earth, imagining that it is the Heart Chakra (or wherever else on the earth you believe the Heart Chakra /centre to be).
- **Trees** - Place the symbol into the centre of the forest, or the centre of the tree - again imagining that it is the Heart Chakra / centre.
- **Countries** - Place the symbol into the capital city, or cultural 'heart centre'. Alternatively you could intend the symbol to go into the hearts of all the people in that country.

### For specific problems:

- **A block in the energy of a person or animal** - Intend the symbol Ecce to the centre of the block.
- **Countries at war** - Intend the symbol to go to the centre of the problem (even if you don't know what it is, just intend it to go there and it will).
- **World famine** - Intend the symbol to go to the centre of the problem (even if you don't know what it is, just intend it to go there and it will).
- **Dark spirits / energies** - for anyone working with clearing & healing the spirit world, the symbol Ecce can be used to diffuse dark energies by again intending the symbol to go to the centre of the energy / problem.



## **12. FINAL COMMENTS:**

It is with much love and light that we wish to congratulate you on completing your Transfusion Reiki course. It is through your own dedication, determination and love that you have been able to reach this beautiful vibration of Transfusion Reiki and we humbly and sincerely bow down to this immense healing work with much gratitude & love.

These energies can certainly be a most valuable addition to your divine healing toolkit and it is with much hope and faith that we humbly ask you to now share these for the infinite benefit of all beings.

If you would like a certificate for completing Transfusion Reiki, please click on the link to be taken to our website where you can [download a certificate](#) for this course in PDF format. Simply print it out and fill it in as you wish. Congratulations!

Remember that If this is your first ebook in the Universal Reiki Series, please be sure to record the date you complete this ebook, as if in the future you wish to ascend to the Master Levels, you will need to have been practicing with the Universal Reiki energies for a minimum of four years. Therefore it is helpful to keep a record of completion of your first Universal Reiki ebook!


For those of you who would like to continue on your Universal Reiki pathway with us, please be sure to [visit our website](#) and download another uplifting and inspiring ebook - something which sings for you. Perhaps you are now ready for a Master Level? There is no required 'resting' timeframe at the end of this ebook before commencing another course, so you can simply move into whichever course you feel guided to next (assuming you have met all of the prerequisites for that course).

*We hope that you will enjoy these Transfusion Reiki energies and may they help to transfuse all darkness into light throughout all time, space, realms & dimensions!*

*With Love Inspired Blessings,*

**LOVE INSPIRATION &  
MAITRI FOUNDATION**





### WOULD YOU LIKE TO HELP?

You have received these energies and teachings freely and with love due to the humble and altruistic grace of our donors, sponsors, teachers & translators. If you have enjoyed these energies and would like to help make them continually and freely available for others to heal, grow and awaken from, we lovingly invite you to help in the following ways:

- 💖 [MAKE A DONATION](#)
- 💖 [SPONSOR AN EBOOK](#)
- 💖 [HELP US FUNDRAISE](#)
- 💖 [DONATE A HEALING SESSION](#)
- 💖 [DONATE A REIKI EVENT](#)
- 💖 [SHARE WITH OTHERS](#)
- 💖 [TRANSLATE FOR OTHERS](#)
- 💖 [BECOME A TEACHER](#)
- 💖 [WRITE A TESTIMONIAL](#)
- 💖 [HELP US IMPROVE](#)

Your help enables Love Inspiration to continue offering ebooks and courses freely for the infinite benefit of all.

Blessings & Thankyou,  
**LOVE INSPIRATION & MAITRI FOUNDATION**

**FOR THE INFINITE BENEFIT OF ALL**

May all beings awaken into light!