

# The Unified Pathway To Light



## Volume 2

### The Sorcebro Energy Suite

Love Inspiration & Maitri Foundation



*Love Inspiration*

*Learn • Heal • Awaken*

---

WITH LOVE,  
WE DEDICATE AND OFFER 'THE UNIFIED PATHWAY TO LIGHT'  
TO GURU **MAHASAMBODHI DHARMASANGHA**,  
FOR THE ABSOLUTE & INFINITE BENEFIT OF ALL.

May all be absolutely & infinitely happy and free from suffering.

---



Copyright © Love Inspiration

# The Love Inspiration Ascension Pathway

## Phase I : Steps 1 - 7

STEPS	CONSCIOUSNESS LEVEL	EBOOKS	LINK
Phase I			
Step 1 - The Ascension Pathway	Moving towards The New Love Consciousness	Ebooks 1 - 8 (TUPTL = 9 ebooks, PTL = 8 ebooks)	<div>The Unified Pathway To Light</div> <ul style="list-style-type: none"> <li><i>The Unified Pathway To Light: Volumes 1-4 + Master</i> [Ebooks 1U, 2U, 3U, 4U, 4.1U]</li> <li><i>The Unified Pathway To Transcending The Light: Volumes 1-4</i> [Ebooks 5U, 6U, 7U, 8U]</li> </ul> <div>Pathway To Light</div> <ul style="list-style-type: none"> <li><i>Pathway To Light</i> [Ebooks 1P - 8P]</li> </ul>
Step 2 - The Ascended Pathway	The New Love Consciousness & The New Truth Consciousness	Ebooks 9 - 18 (10 ebooks)	<ul style="list-style-type: none"> <li><i>Blue Light: Volumes 1-5</i> [Ebooks 9 - 13]</li> <li><i>Ascended Pathway</i> [Ebooks 14 - 18]</li> </ul>
Step 3 - The Crystal Pathway	The New Crystal Consciousness	Ebooks 19 - 28 (10 ebooks)	<ul style="list-style-type: none"> <li><i>A Crystal Ascension: Volumes I-X</i></li> </ul>
Step 4 - The Diamond Pathway	The New Diamond Consciousness	Ebooks 29 - 36 (8 ebooks)	<ul style="list-style-type: none"> <li><i>A Diamond Ascension: Volumes 1-8</i></li> </ul>
Step 5 - The Emerald Pathway	The New Emerald Consciousness	Ebooks 37 - 41 (5 ebooks)	<ul style="list-style-type: none"> <li><i>The Emerald Awakening: Suites 1-4</i></li> </ul>
Step 6 - The Golden-White Light Pathway	The New Golden Consciousness & The New White Light Consciousness	Ebooks 42 - 49 (8 ebooks)	<ul style="list-style-type: none"> <li><i>Golden Divinity: Volumes 1-3</i> [Ebooks 42 - 44]</li> <li><i>White Light Wisdom: Volumes 4-8</i> [Ebooks 45 - 49]</li> </ul>
Step 7 - The Grand Ascension Pathway	The Grand New Golden Consciousness	Ebooks 50 - 56 (7 ebooks)	<ul style="list-style-type: none"> <li><i>The Grand New Golden Journey: Volumes 1&amp;2</i> [Ebooks 50 - 51]</li> <li><i>The Grand New Silver Journey: Volumes 3&amp;4</i> [Ebooks 52 &amp; 53]</li> <li><i>The Grand New White-Wisdom Journey: Volumes 5-7</i> [Ebooks 54-56]</li> </ul>
Welcome to Phase II and The Maitri Levels of Consciousness!			

### Prerequisites For This Ebook



*Welcome!*

*Please ensure that before you begin The Sorcebro Energy Suite you:*

- 1) Have completed The Unified Pathway To Light (Volume 1).
- 2) Have waited the necessary 7 days from the date of your High Ecliptine attunement.
- 3) Have activated (unlocked) The Sorcebro Energy Suite energies and attunements using the activation code & instructions on the next page.
- 4) Have (optionally) completed Maitrijusha & Maitrijusha-Ni.

*Once you have unlocked the Sorcebro Energy Suite energies and attunements you are ready to begin. With love, we wish you well on your continued journey to ascension!*

---

### Helpful Resources For This Ebook

[Sign up for free monthly Ascension Healing \(sent on the 11th of the month\)](#)

[Join the Love Inspiration Community Facebook Group](#)

[Download the Love Inspiration Handbook as an accompaniment to this ebook](#)

[Download the Ascension Pathway Insights ebook as an accompaniment to this ebook](#)

[Visit The Love Inspiration Ascension Pathway FAQ webpages](#)

[Visit our Free Music & Relaxation webpage](#)

[Accelerate Your Ascension Pathway](#)

[Sign up for an Ascension Healing Booster](#)

[Find out how you can help](#)

[Read our Disclaimer](#) and [Copyright Information](#)

---





### A NOTE ON ADHERING TO COURSE TIMEFRAMES & PREREQUISITES:

Higher Consciousness has requested that this note be added here to emphasise the importance of the following:

#### ► Ensuring you have met the required prerequisites before commencing this ebook

*FAQ: Is it important to complete the prerequisites for each Ascension Pathway ebook?*

#### ► Ensuring you follow the prescribed timeframes in this ebook

*FAQ: Do I need to follow the prescribed timeframes given in each Ascension Pathway ebook?*

#### ► Ensuring you follow the prescribed resting timeframes in this ebook

*FAQ: Is it important to complete the resting days in between the Ascension Pathway practices?*

All of the prerequisites, practices and timeframes in this ebook have been divinely created, designed & brought through by Higher Consciousness so that we are able to get the maximum benefit from the energies in order to ascend. We lovingly ask that you please read the above FAQs and refrain from 'speeding through' timeframes, practices or ebooks in less time than has been divinely prescribed. Over the years, Higher Consciousness has shared a number of messages on this topic and with much love, we now wish to share some of these here:

*"Each individual on these pathways will find some layers of healing and purification easier than others; this is due to your own karmic circumstances and is not a justified cause to skip timeframes or 'accelerate' yourself due to egoic justifications. Please Dear Ones we say it with love - be kind to yourself and follow the pathways as indicated, as best you can. There is no 'pass' or 'fail' on this journey, but there are circumstances that lead to a more complete journey. Please follow our guidance in the energies and know that you are being watched with great love and abundance."*

*"Accessing advanced level energies before you are ripe to receive them can cause backward-sliding effects for not only oneself, but for the Love Inspiration Community & collective consciousness as a whole. Your premature acceleration is not recommended, with love, under any circumstances. Please take heed."*

*"Those who are knowingly not following the Ascension Pathway correctly, not using the specified timeframes or jumping ahead to reach advanced levels or practices, we ask you lovingly to refrain. This is not a request for ourselves, but rather a plea to aid your very own ascension. Let us assure you that misusing the energies in this way will not bring you any advancement and in fact, over time, misuse of the energies will corrode your energetic merit & therefore your ability to stay on the pathway."*

Lastly, please know that if you want to speed up your pathway/ascension, then Higher Consciousness has lovingly brought through several *legitimate* optional ways to do this and further information can be found on the [Accelerate Your Ascension Pathway webpage](https://www.loveinspiration.org.nz/accelerate-your-ascension-pathway).

## THE UNIFIED PATHWAY TO LIGHT

### VOLUME 2 - THE SORCEBRO ENERGY SUITE

---

#### ACTIVATING (UNLOCKING) THE SORCEBRO ENERGY SUITE ENERGIES:

Before opening up to these beautiful ascension energies, it is very important that you firstly activate or 'unlock' the energies & attunements in this ebook. Once this is completed, you will then be ready to begin!

The activation is a very simple process, done by yourself, using a specially embedded activation code to 'unlock' the energies in this ebook. The four step process is outlined below and should only take you around five minutes or so to complete.

(For more information about the activation codes or the activation process - please visit our [Activation Codes FAQ's](#)).



#### ■ 1) Preparation:

Please sit or lie down, whichever is more comfortable for you, and ensure that you will not be disturbed for at least 5 minutes or so. Perhaps you wish to play some [healing or relaxing music](#), light some candles or burn some incense to create a nice ambience.

#### ■ 2) Invocation:

Invoke the activation ('unlocking') by placing your hands together, fingertips touching in prayer position and saying the following:



**"With infinite grace, I ask humbly and clearly to activate the energies & attunements of The Sorcebro Energy Suite. With the unique activation code 79144482 may this be so. May this activation benefit all beings. Thankyou, thankyou, thankyou."**

#### ■ 3) Receiving:

If you wish to, you can now just sit for a few minutes as the energies are unlocked for you. After this period of time, as you feel ready, you may wish to give thanks. The activation is now complete!

#### ■ 4) Understanding:

Once you have completed your activation, we ask that you now read through - ["Activation Codes and Prescribed Timeframes"](#). This will only take around a minute or so and will help you to receive the maximum benefits from all of these healing energies, attunements and practices. After this, you are now ready to begin opening up and receiving these beautiful ascension energies! May you enjoy these with much love & light and with an intention to benefit all beings.



## THE UNIFIED PATHWAY TO LIGHT

### VOLUME 2 - THE SORCEBRO ENERGY SUITE

---

#### FOREWORD:

It is with much love & light that we welcome you to this second volume of The Unified Pathway To Light - The Sorcebro Energy Suite. This is a most exciting step and we humbly and lovingly share our congratulations with you for moving forwards into this next cycle of healing, ascension & growth!

The Sorcebro Energy Suite now continues on from the work that has been accomplished during The Celestine Series and in this next ascension growth phase, we will be bringing the focus to healing ourselves, rather than doing healing work for others.

As we discussed during The Celestine Series, healing the self and focusing on raising our own vibration is a most critical part of being able to help others. Through these teachings, you will now have an understanding that as we help ourselves, we are also automatically helping to raise the love vibration of the collective consciousness through the idea that we are all inter-connected.

Armed with this beautiful and profound understanding, we are delighted to invite you to move more deeply into this feeling of unconditional love & unity through the The Sorcebro Energy Suite. Here, you will be guided through a very unique and deeply purifying series of healing practices which have again been divinely designed to help bring more expansion, ascension & love into your consciousness.

During these Sorcebro Energy Suite healing practices, your energy field will indeed be expanded, widened and brightened as you clear away many more karmic obstacles and impurities from within and start to see the world around you through very different eyes; through the eyes of love.

And for us, this is one of the nicest things about this pathway to ascension. As we raise our energetic vibration and as we clear away many of our internal obstacles, impurities and energies that no longer serve us, we start to very naturally blossom into a new version of ourselves as we start to see and interact with the world in a very different way.

As we open up to these beautiful new energies and as we complete this series of self healing practices, step by step, layer by layer, we are able to move slowly but surely into this new consciousness vibration of infinite love, one-ness & inner peace.

During The Sorcebro Energy Suite, you will notice that there will be a wide array of new ascension based energies being introduced here and that the self healing practices being worked with are quite different to that of The Celestine Series. For example, you will be working with a number of 'symbols' as a way of digesting, assimilating and attuning yourself to these new energies.

For those of you who have come to these teachings through other energy based healing practices, the idea of working with symbols in healing and meditation may not be a new concept for you. And for those of you who are new to this concept - we will be introducing it to you in much more detail as we progress through these teachings.



## THE UNIFIED PATHWAY TO LIGHT

### VOLUME 2 - THE SORCEBRO ENERGY SUITE

---

As you will be learning in the weeks & months ahead, working with symbols is one way of helping you to open up to and receive these ascension based energies into your consciousness and in this way, they are effectively helping you to become 'attuned' to these very special ascension based frequencies.

In other words, the symbols will be helping the new energies to be embedded and digested into your consciousness so that you can continue onwards and upwards on this Ascension Pathway for the infinite benefit of all. Therefore, The Sorcebro Energy Suite can be thought of as another very important stepping stone on your journey forwards into the vibration of the new consciousness and we offer you these energies here with much love & light!

And whilst the self-healing practices can become quite intensive here at times, when compared to that of The Celestine Series, we wish you to know that the healing results being yielded through these practices are indeed worth the effort!

Also, once you have completed The Sorcebro Energy Suite, you will have earned yourself a break from self healing practices all together as you open up to Volume 3 - The Pilgrimage, which invites you to walk on a 3 - 6 month period of self exploration. This 3 - 6 month period represents another very significant opening in your consciousness as you receive a vast range of blessings from a wide range of higher consciousness.

Finally, we want to let you know that we understand that this Ascension Pathway can at times be quite challenging. As you open up to these energies and as you are guided into a more ascended state of being, very naturally, you will also be guided towards facing and releasing your own internal darkness from within and this can be sometimes very difficult, emotional and in some cases painful!

This releasing of impurities can manifest in many different different ways and of course, everyone will always be very different in how they are guided towards healing and purifying. During The Sorcebro Energy Suite, we humbly suggest that you look out for any repeating cycles that seem to be emerging in your healing and in your life. Is there something here that you can learn from? Are there any internal adjustments that you can make to promote and encourage more healing?

You are always being supported, watched over and cared for on this divinely guided Ascension Pathway so please know that you can always ask for some additional guidance wherever necessary.

These energies come from a beautiful range of benevolent and loving beings and these beings are indeed watching over and guiding you on this journey. If times are tough and you are feeling challenged, by asking for guidance we are often able to receive the love, healing and light we need in line with our highest good.

For now, we hope that you will enjoy this next growth phase of your Ascension Pathway and may these new energies help to bring much love, light and understanding into your life for the ultimate benefit of all!



**THE UNIFIED PATHWAY TO LIGHT**  
**VOLUME 2 - THE SORCEBRO ENERGY SUITE**

---

**CONTENTS:**

Content	Page
Dedication	I
The Love Inspiration Ascension Pathway - Steps 1-7	II
Prerequisites & Helpful Resources	III
A Note On Adhering To Course Timeframes & Prerequisites	IV
Activating (Unlocking) The Sorcebro Energy Suite Energies	V
Foreword	VI
Contents	VIII
An Overview Of This Ascension Pathway	IX
An Overview Of The Unified Pathway To Light	XIII
Level One: MALIBRO - Part 1 The Ocresha Cleanse	1
Level One: MALIBRO - Part 2 The Malibro Cleanse	22
Level One: MALIBRO - Part 3 The Fortification Suite	32
Level One: MALIBRO - Part 4 The Preservation Suite	43
Level One: MALIBRO - Part 5 The Love Oracle	58
Level Two: CORSICRO - Part A The Malanite Oval & Part B The Odonite Sequel	69
Advanced Usui & Kundalini Courses (Optional)	89
Final Comments	90
Appendix One: The Thirteen Scrolls Of The New Love Consciousness (9-13)	93

---

**GET THE MOST CURRENT VERSION OF THE UNIFIED PATHWAY TO LIGHT - VOLUME 2 EBOOK!**

Please note that this ebook is updated as further information comes to light, therefore before you begin, and periodically throughout your attunements if you wish, please [visit our website](http://www.LoveInspiration.org.nz) to check you have the most current version. The version number and date are listed in the bottom right hand corner of each page of the book and only the version on our website will always be the most current.

---

# THE UNIFIED PATHWAY TO LIGHT

## VOLUME 2 - THE SORCEBRO ENERGY SUITE

### AN OVERVIEW OF THIS ASCENSION PATHWAY:

Having now read through the foreword, you have understood the important introductory information about The Sorcebro Energy Suite. You will have read that the self healing practices being offered here are quite different to The Celestine Series and you will understand that you will once again be receiving and opening up to another series of very beautiful ascension based healing energies here in The Sorcebro Energy Suite.

So with this short overview section, we wish to again remind you about the bigger picture and to simply share that there are still many more energetic upgrades, divinely guided ascensions and many more layers of healing & purification to be done. Indeed, there is an exciting journey ahead!

### Step 1: Ascension Pathway

NAME	VOLUME	EBOOK NAME	COMPLETION TIMEFRAME
The Unified Pathway To Light	1	The Celestine Series	4.5 months
	2	The Sorcebro Energy Suite	4.5 months
	3	The Pilgrimage	3 months
	4	Monimo Light	6 months
	Master	Master Level & Master Teacher Level	2 weeks

***Total Completion Time for TUPTL = approx. 18.5 months***

The Unified Pathway To Transcending The Light	1	The Unified Truth	6 months
	2	The Diamon Ascension	6 months
	3	A New Light	6 months
	4	Crystal Transcension	3 weeks

***Total Completion Time for TUPTTTL = approx. 19 months***

***Total Completion Time for Step 1: Ascension Pathway = approx. 37.5months / 3years***

***You are then warmly invited to walk on Step 2: The Ascended Pathway***





## THE UNIFIED PATHWAY TO LIGHT

### VOLUME 2 - THE SORCEBRO ENERGY SUITE

---

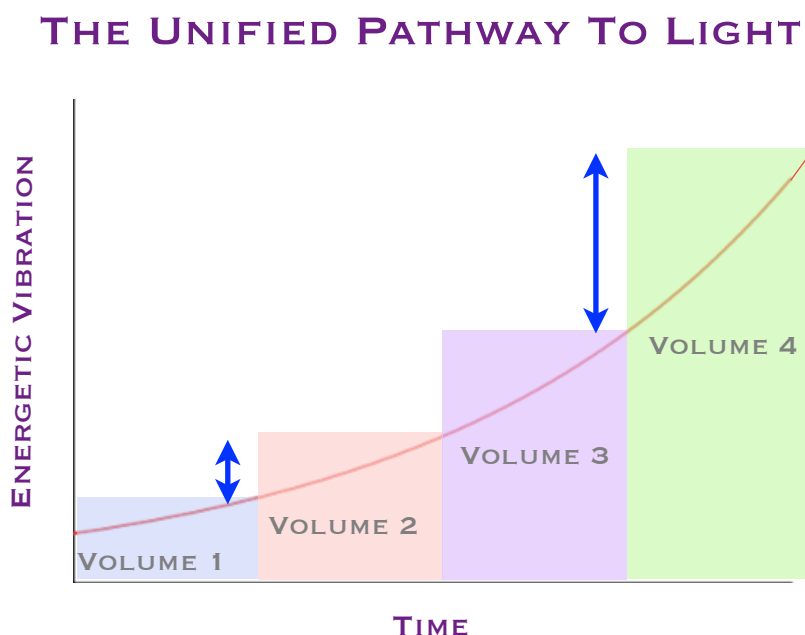
We also wish to remind you that here that as we continue to progress, through each volume of energies being received, the step up in energetic vibration also becomes larger and larger. And as a result of this, the inner feelings of love, inner peace and bliss will also become more noticeable as you continue to progress towards this new and ever loving vibration.

As was explained by the Guides, each volume of energies and attunements builds upon and expands from the previous levels and again, the growth and ascension is happening exponentially, which means that for each volume of energies you receive, the vibrational steps will continue to become larger and larger.

As an example of this, these Sorcebro Energy Suite energies and attunements will be expanding upon the energies you have received during The Celestine Series and the vibrational step up is slightly larger. Within The Sorcebro Energy Suite, you will notice also that the healing practices are quite different from The Celestine Series and very naturally, you will gain an expanded and perhaps more well rounded understanding about energy based healing, as you open up to a new understanding about how new energies can be received and attuned into your consciousness.

As you complete The Sorcebro Energy Suite, you will be invited into The Pilgrimage where you will be receiving a wide array of divine blessings, bringing much energetic expansion and love into your consciousness. During The Pilgrimage, there are no self healing practices whatsoever so by moving through this series of energies, you will again gain a more expanded understanding once again about the many different ways that these ascension energies and blessings can be received.

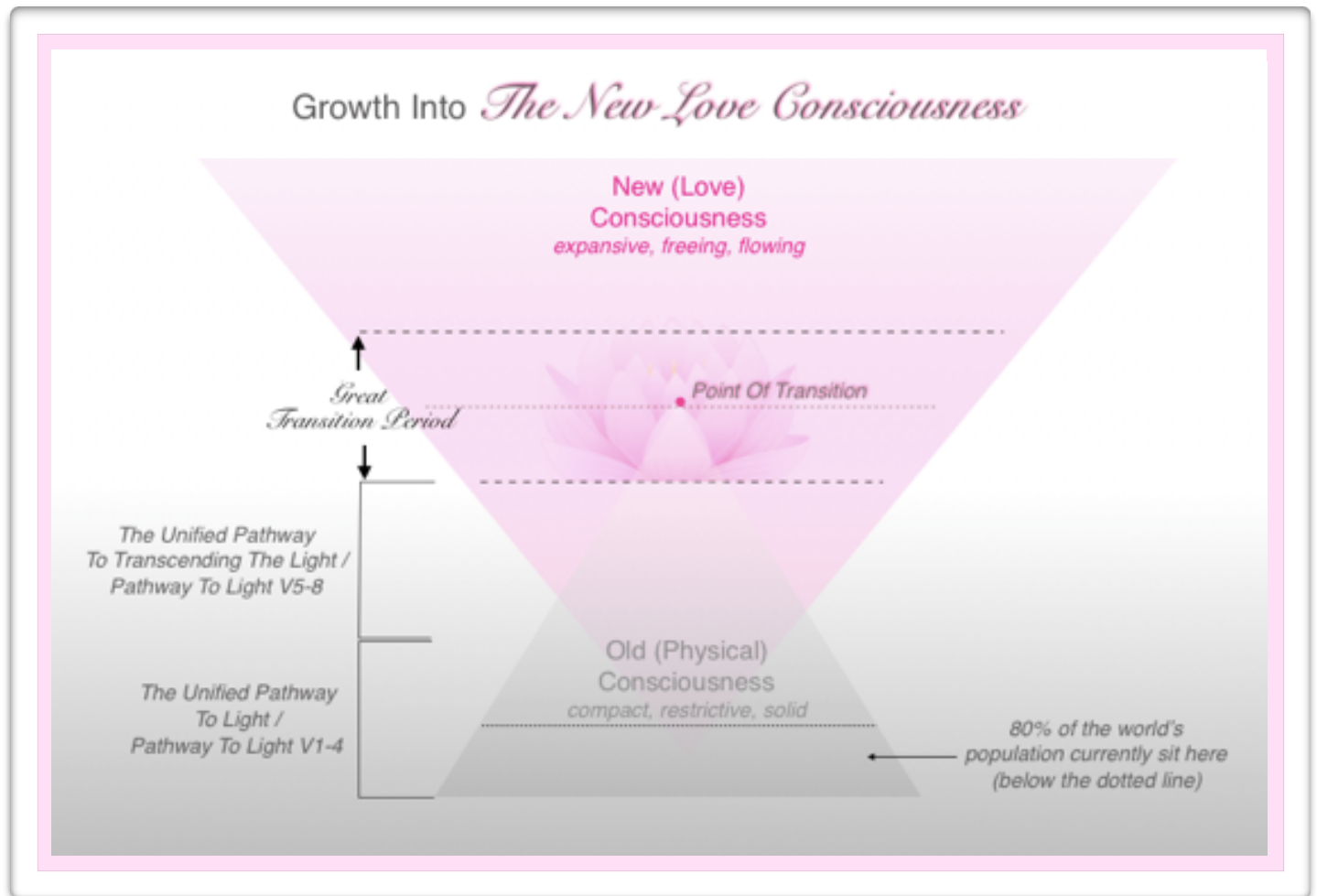
As you progress further still, into the Volume 4 - Monimo Light energies and attunements, you will see here that the first three volumes of energies have now helped to build your very strong and important energetic foundations for the wonderful ascension that comes through these teachings. And then again as you move into the Master levels. Graphically, this exponential vibrational uplift can be shown as follows:



## THE UNIFIED PATHWAY TO LIGHT

### VOLUME 2 - THE SORCEBRO ENERGY SUITE

Once you have completed The Unified Pathway To Light, the ascension process continues to move in an exponential way i.e. as you progress into The Unified Pathway To Transcending The Light and beyond. Here, the vibrational steps again become larger as you are guided to clearing away more internal debris and as you heal and purify at a much deeper level than previously. The obvious upside to all of this healing work is that you can now start to feel the peace and immense love which is the result of your healing work.



And finally, as you continue to progress into the Ascended Pathway, you will now officially be welcomed into the vibration of The New Consciousness. One which is filled with immense love, happiness, peace and understanding!

At this level, you are able to see the world through very different eyes as you start to see your worldly reality through the eyes of love. As the old saying goes, the outside world is only a mere reflection of the inside world!



## THE UNIFIED PATHWAY TO LIGHT

### VOLUME 2 - THE SORCEBRO ENERGY SUITE

---

At this stage, you can now look back on your Ascension Pathway journey and see the immense progress that has been made in a relatively short period of time. You can see the many, many steps that have been taken to help you arrive at this ascended state of consciousness.

It is with much love, and with an intention to inspire, that we include this beautiful diagram above. As you may remember from The Celestine Series, this overview diagram was received by Gerry in November 2015 as a way of helping us to understand how the Ascension Pathways can help us to move into the vibration of The New Consciousness.

Having now brought through both the Ascension Pathways and the Ascended Pathways, we have understood that by completing The Unified Pathway To Light and The Unified Pathway To Transcending The Light, each recipient is now led very beautifully into the Ascended Pathway and into The New Consciousness.



*Pull over to the  
side of your  
journey and look  
how far you've  
come. to*

As we've mentioned above, it is during the Ascended Pathway that one is officially welcomed and birthed into the vibration of The New Consciousness and at this level, you will now be able to access and call on an entirely new dimensional frequency of ascension energies. Because of this, the gradient of the Ascended Pathway will intensify once again.

So all of this information is intended to help you understand the bigger picture however for now, let us return our focus to this beautiful Unified Pathway To Light journey. With much love in our hearts, we truly hope that you will enjoy these Sorcebro Energy Suite teachings and may they help to bring much healing, purification and love into your life!

**THE UNIFIED PATHWAY TO LIGHT**  
VOLUME 2 - THE SORCEBRO ENERGY SUITE

**AN OVERVIEW OF THE UNIFIED PATHWAY TO LIGHT:**

The Unified Pathway To Light Volumes 1 - 4				
VOLUME	NAME	LEVELS	NAME	MINIMUM TIMEFRAME TO COMPLETE
One	The Celestine Series	Phase One	Celestine Reiki	Approx. 19 weeks (5 months)
		Phase Two	Prophestine Reiki	
		Phase Three	Ecliptine Light	
Two	The Sorcebro Energy Suite	Level One	Malibro	Approx. 16 weeks (4 months)
		Level Two	Corsicro	
Three	The Pilgrimage	N/A	N/A	Approx. 12 weeks (3 months)
Four	Monimo Light	Layer One	Oddicee	Approx. 27 weeks (6 months)
		Layer Two	Monnicee	
		Layer Three	Pledicee	
		Layer Four	Suricee	
		Layer Five	Pluricee	
		Layer Six	Mallicee	
Master Levels		Master Level		6 days
		Master Teacher Level		8 days
Total Time For Completion Of The Unified Pathway To Light = Approx. 18 months				

*Welcome to*  
**The Sorcebro  
Energy Suite**



*Level One:*  
**Malibro**



*Love Inspiration*

*Learn • Heal • Awaken*

## *The Unified Pathway To Light*

### CHAPTER TWO: THE SORCEBRO ENERGY SUITE LEVEL ONE: MALIBRO

#### PART ONE: THE OCRESHA CLEANSE

##### WELCOME TO THE SORCEBRO ENERGY SUITE:

Having now shared some of the important, bigger picture information through the introductory sections, let us now start The Sorcebro Energy Suite journey. This energy suite is the 'sequel' if you like to The Celestine Series and continues us on The Unified Pathway To Light.

During The Celestine Series, we worked a lot with calling in specific energies by using our intention and through a series of invocations. This is one very simple and easy way to call on and invoke the healing and attuning energies and has been very helpful for us to gain a good and basic understanding about energy based healing and working with Higher Consciousness energies.

Having completed this learning, during this first phase of The Sorcebro Energy Suite, we are going to be working with a number of 'symbols' in order to call on the energies. And for those of you who haven't worked with energy symbols before, there will be a full introduction about this a little further down. Alternatively, for those of you who you have already taken the Maitrijusha & Maitrijusha-Ni attunements, you will already have read and worked with this introduction.

Here The Sorcebro Energy Suite energy and attunements will be helping you to deepen your connection with yourself and with the infinite all. The inter-connected nature of all beings is a frequency resounded strongly here in these teachings in order to help heal yourself and the world.

One by one, you are being asked here to widen your perceptions and your perceived understanding of reality - and understand that we are indeed all one! We are all infinite love and we are all an important part of the Universal Love Consciousness.

We hope that you will enjoy these beautiful teachings and may they help to bring much love, joy and happiness into your life!



**THE UNIFIED PATHWAY TO LIGHT**  
**VOLUME 2 - THE SORCEBRO ENERGY SUITE**

---

**CONTENTS:**

Content	Page
Welcome To The Sorcebro Energy Suite	2
1. Introduction To The Sorcebro Energy Suite	3
2. The Sorcebro Energy Suite Outline Table	5
3. Phase One: MALIBRO	6
4. An Introduction To Working With Symbols	7
5. Part One: The Ocresha Cleanse	11
6. Instructions For The Ocresha Cleanse	12
7. Healing Information: An Introduction To Purification	14
8. Final Comments	21



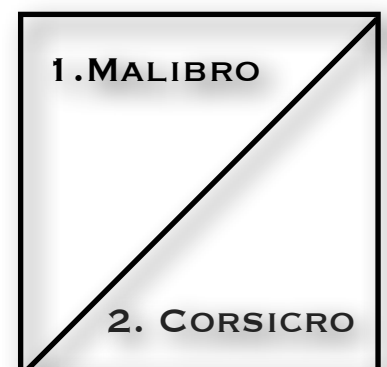
**1. INTRODUCTION TO THE SORCEBRO ENERGY SUITE:**

The Sorcebro Energy Suite was downloaded from the Guides over a course of many months during mid - late 2013 & early 2014. Marty and Gerry wish to share with you the information that they themselves received from the spiritual entity 'Hipocrotaph', a Spiritual Guide who helped to bring through these new energies.

---

**The Sorcebro Energy Suite**

"This is the next step forward on the unconditional love path after the The Celestine Series is completed. There are two phases - not one above the other (per-se), but more working side by side in full integration with each other; MALIBRO and CORSICRO."



**Sorcebro meaning:** “compassionate one who is on the path to one-ness (enlightenment)”

“**Sorce**” (pronounced “saw-say”) meaning: “compassionate one”

“**Bro**” meaning: “the path to one-ness”



“The Sorcebro Energy Suite is therefore based upon the building & strengthening of compassion in one’s life. It is the hand that fits the glove of “love” and is important for the further development of truth and purpose in one’s life.”

“Opening up to compassion allows us to emanate the true-self;  
allows us to radiate the pure goodness which benefits all.”

“Compassion is the key to strength, integrity & humbleness & cannot be replaced by other means of energy.”

“You have chosen this pathway in this lifetime and in many others to help persevere with the name-sake of true altruistic intentions. This energy suite shall continue that path.”

### Compassion - What is compassion?

“Compassion is the intrinsic ability to feel the pain of others, to trust that there is nothing more important at that time and to unfold into a new sense of well-being and one-ness.

Open your eyes to see that:

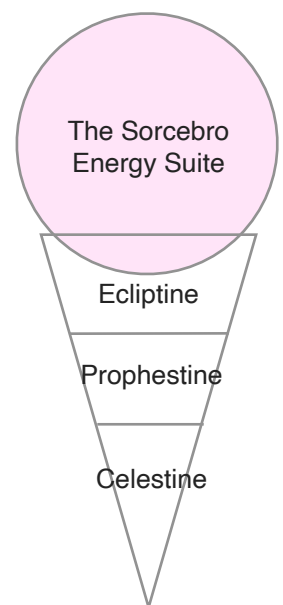


**“COMPASSION HEALS ALL.  
LOVE EXPANDS ALL.”**

Finally, Hipocrotaph ended with this analogy:

“If The Celestine Series is the ice-cream cone,  
then The Sorcebro Suite is the ice-cream.”

\*\*\*



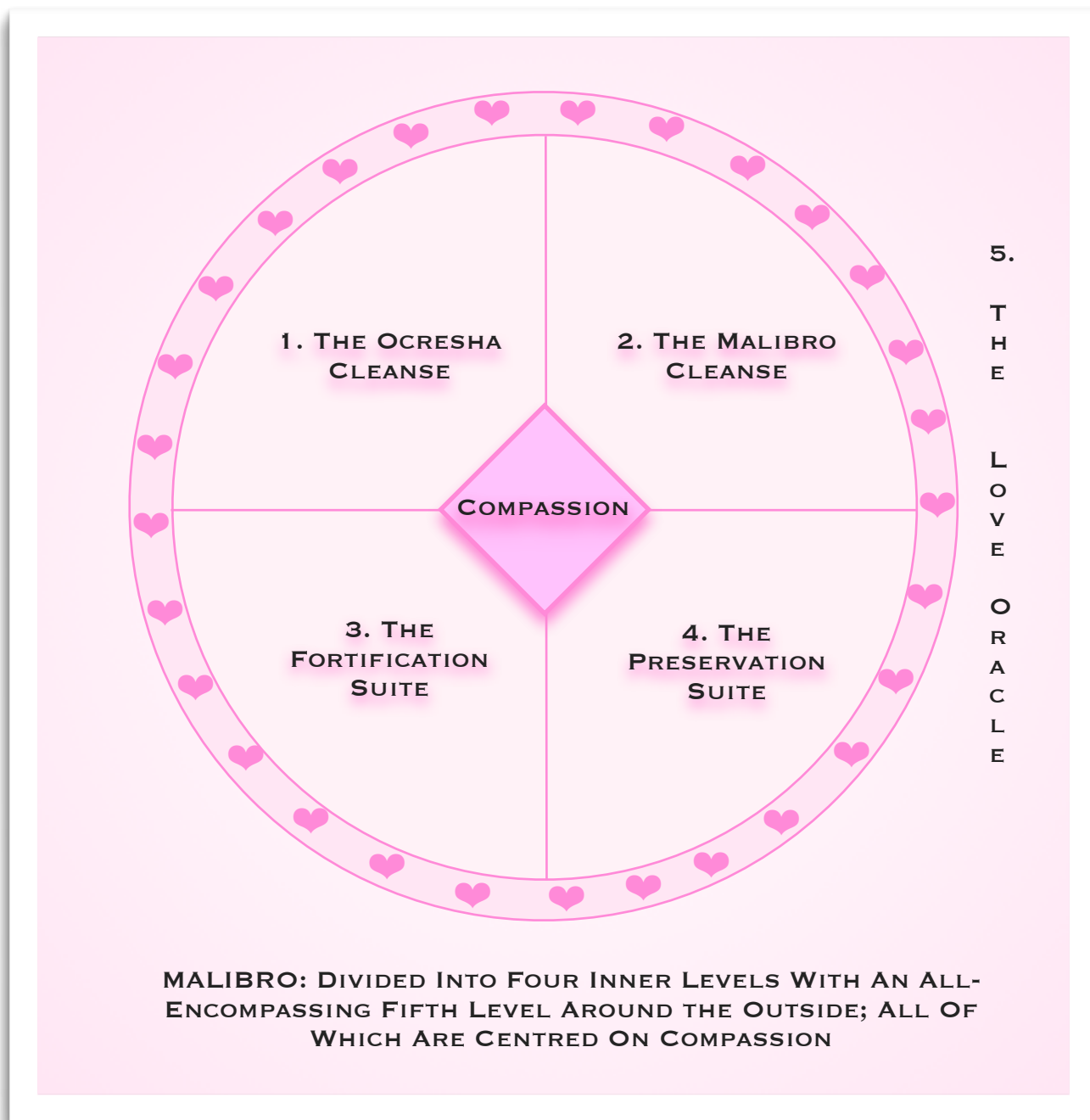
**THE UNIFIED PATHWAY TO LIGHT**  
VOLUME 2 - THE SORCEBRO ENERGY SUITE

**2. THE SORCEBRO ENERGY SUITE OUTLINE TABLE:**



Part	Name	Time To Complete	Next Attunement TimeFrame (from previous level)	Theme / Info
<b>Level One: MALIBRO</b>				
1	The Ocresha Cleanse	4 days	Minimum of 7 days after completing High Ecliptine	Clearing purged energies
2	The Malibro Cleanse	4 days	4-5 days after Ocresha Cleanse is completed Absolute minimum 72 hours	New light & purging
3	The Fortification Suite	3 days & 3 nights	24-48 hours after completing the Malibro cleanse	Fortification of energy
4	The Preservation Suite	8 days	5-6 days after completing The Fortification Suite	Preserving a deeper level of faith
5	The Love Oracle	14 days	3 - 6 days after completing The Preservation Suite	Love & compassion strengthening
<b>Level Two: CORSICRO</b>				
A	The Malanite Oval	1 day	Minimum of 42 days after completing Malibro	Clearing old consciousness 'files'
B	The Odonite Sequel	1 day + 21 days practice	12 - 14 days after The Malanite Oval	The practice of giving

### 3. LEVEL ONE: MALIBRO:



The Malibro level is divided into four parts with a fifth part "The Love Oracle" encompassing all four. The diamond in the centre of the diagram is the space from which all is built on - compassion. You may imagine this diagram to not only be one-dimensional, but four-dimensional. In itself, it represents a robust and vibrating energy sequence.

You may begin the Sorcebro Energy Suite after the Celestine Series is completed - when you feel the healing energies of High Ecliptine begin to drop off. A minimum of 7 days after Day 4 of High Ecliptine is a good suggested timeframe to be observed (or 11 days after Day 1 of High Ecliptine).



#### 4. AN INTRODUCTION TO WORKING WITH SYMBOLS:

Working with symbols in our healing and meditation provides a wonderful array of divine healing opportunities as they give us access to a larger selection of healing frequencies. Symbols are also very easy to practice with and give us a much added flexibility to our meditation and healing work.

For those of you who have already had some experience with symbols, we ask for your patience here as we will be running through 'the basics'. Please keep in mind that different people will have different views about symbols & their usage so we ask that you approach this section with an open heart and mind.

For those who have never heard of symbols before, we would kindly ask you to please firstly have a read through our FAQ section entitled [Using 'Symbols' in Healing](#). This is mainly because, at a practitioner level, we will be mostly focusing on the practical aspects of working with symbols in this section. We have provided a good amount of theoretical information about symbols and the role they play in energy based healing in these FAQ pages.

##### ■ **Introduction to the practical aspects of working with symbols:**

Normally, when someone is being introduced to these kinds of sacred symbols, they are shown how to draw the symbol, they learn the name of the symbol and they are also taught the technique for using that symbol in meditation and healing.

Here in this practitioner level, we will also follow this format but firstly, it is important for us to point out that the symbols being introduced here in the Sorcebro Energy Suite are slightly different in the way they work in healing.

The main difference is that we are being asked to work with a number of symbols *in a very definite sequence or order with each symbol bringing its own uniquely divine purpose* to the healing processes required during these levels.

It is important here that you follow the instructions about how and when to use the symbols. These teachings were received by us in this exact format with the specific purpose to cleanse, heal and uplift the energetic frequencies from within us closer to love and compassion.

Each part with this Malibro phase introduces new symbols or healing frequencies and accordingly there is a different purpose being achieved. There are also many healing issues being brought to the surface through these teachings so please do not be alarmed if you are feeling some old energies coming to the surface as they are cleared from your consciousness.



■ **A general, basic technique for working with symbols in meditation:**

Within this level, we will be introducing you to some new symbols which we will then work with in our practice. We will also be providing you with all the information you require for using these symbols.

We will show you how to draw the symbol, tell you the sacred name (which helps you to invoke the energies) and provide you with some general instructions on where to draw it / how to use it in the healing practice.

In this section, being an introductory section, we will now give you some helpful tips and guidance about how you may wish to work with the symbols more generally. This will no doubt be helpful as you gain access to a number of different symbols / energetic frequencies in these coming levels.

Typically, when we work with symbols, we normally draw the symbol out, either mentally or with our index / middle finger of our preferred hand, above the area we are working with. Once we have done this, we simply tap it in 3 times whilst saying the sacred name silently to ourselves.

So, for example if we are putting the symbol into our Crown Chakra, we will firstly start by drawing the symbol out around 15 - 30cm above the Crown Chakra (top of the head) and once drawn, we will quite literally 'tap' this into our energy field (3 times) whilst saying the name each time we tap it in i.e. saying the sacred name 3 times.

If you are a beginner, this method of physically drawing and tapping can be quite effective until you reach a point where you feel comfortable doing this process mentally i.e. through meditation.

This is probably the most commonly taught method of working with symbols and is very simple and easy to get started with:



***1. Draw out the symbol over the chakra / area of body you are working with (physically or mentally).***



***2. Tap the symbol into the chakra / area of body 3 times whilst saying the sacred name 3 times (physically or mentally).***

We can imagine the symbols melting into our energy in the same way butter would melt into toast. With time we can start to *feel* the symbol as it enters our energy and we can also start to feel its uniquely divine healing vibration.

We note here that the tapping process does not need to be a physical tapping. This process works equally well (perhaps even more so) if we are able to intend or 'mentally' tap these in as we progress in our practice. You will quickly feel what your preferences are as you start to work with symbols in a regular practice.

Please also be aware that your preferences may change as you progress forwards on this working with symbols journey. Perhaps you start with this physical tapping technique for a month or so and as you feel ready to, you move to a more meditative approach.

The key is just to be loving and patient with yourself as you start out with these practices. For those experienced in working with symbols, you will probably already know that there are many, many variations which stem from this type of basic technique.

\*\*\*

### ■ **Additional ways that we can work with symbols in meditation:**

Now that we are armed with a basic symbol technique, we can perhaps discuss some additional ways of working with these symbols in our healing and meditation. These additional techniques simply give us some variety with our practice and may help to invoke the energies in such a way that we feel more strongly.

We would always suggest that you work with techniques and practices which bring you a higher and more blissful state of vibration. When we can feel these deep states of inner peace, stillness and love filled energies in meditation, there is most certainly some very deep healing being done.

Ok so firstly, you can try experimenting with the 'tapping' aspects of the basic technique outlined above. Perhaps try tapping the symbols in 7 times or 11 times (instead of 3) as you wish. You may also wish to try tapping these symbols in many times over (more than 11) in order to create additional healing vibrations.

The number 3 is often held as sacred and it is thought to bring the abundance of these energies into physical manifestation. The number 7 is also a good number to work with and 11 is considered by many to be the golden number. You can choose to work with these numbers or any multiple thereof however equally so. This may be too much to focus on during the meditative practice in which case you may just wish to continually tap in the symbol as you feel appropriate.

As you progress also, the tapping process can almost become like you are visualising or intending the symbol to enter you many times over without any need for a physical or mental 'tapping' process. For example, let's say that the symbol is to be placed into your Third Eye Chakra. You would draw the symbol out, either mentally or physically and then simply imagine, visualise or intend that the symbol's vibration is continually flowing into your energy field.

As you do this, you may tap, tap & tap or imagine, visualise and intend until you can start to feel the vibrations really moving in through your Third Eye Chakra and into your whole body. Over some minutes perhaps, you may feel the symbol's vibration as it flows through your entire energy field for the best possible healing result.



Equally, we could also imagine the symbol just above our third eye. Rather than drawing it out, we can simply visualise it there; perhaps it is made up of white light, shining beautifully, powerfully and very brightly. From here we can 'tap' this into our chakra or body part (as required).

Perhaps you just wish to receive the light directly from the symbol as it sits so iridescently above your Third Eye or Crown Chakra. The divine healing vibrations are entering your chakra and filling up your whole body. Be sure to keep the visualisation of the symbol firmly in your mind and continue to repeat the sacred name for further effectiveness.

Another option could be to visualise or intend many little symbols entering the chakra / body part you are working with. You just need to open up and surrender to the healing power of the symbol to receive the magical vibrations of love and light.

In addition to this, another way to work with symbols in meditation is to simply imagine a very large symbol vibrating and shining from within us. The symbol in this case may be as large as say your whole body. Just keep your meditative concentration focused on the visual aspects of the symbol whilst continuously saying its sacred name.

As we do this, for say 5 minutes, the energetic vibrations may deepen and deepen for us. We can even add in here the wish that the symbol shines for all beings in the world, the universe or the cosmos as you wish to.

We can also combine some of these techniques together. For example, you may be working with your Crown Chakra or your Third Eye Chakra and drawing and tapping many times over. After some time, say 3-5 minutes, you may find that you can now feel energies starting to fill your body at which point you may wish to now start working with a big symbol, intending that it shine for all.

Most commonly, it is the feelings of surrender, opening up, letting go, gratitude, love, compassion and the altruistic intention that will help you in any symbol based practices. Visualisation, meditative concentration and the strength or purity of your intention also helps to strengthen our practice.

Again, there are many different ways that we can work with symbols in healing and meditation and we hope that these words and techniques will inspire your own divinely guided practice for the benefit of all. This is all part of the fun - to create and grow in a way which brings your practice to life. This can often be a very empowering part of your practice.

Please note that the techniques described here are some of the more popular or widely taught techniques. There are also many others not mentioned. Each person has their own mind and therefore can create their own unique techniques.

We have also not yet covered symbol based healing from a 'healing others' perspective as we are for now mainly focusing on the self-healing aspects of the practice. As it is said:

***"As we heal ourselves, we also heal all."***



## **5. PART ONE: THE OCRESHA CLEANSE:**

The Ocresha cleanse was brought to us through spirit in June 2013, by an entity called Ocresha. It is a four day intense detoxification cleanse which “opens the gateway to the new light”.

### **A NOTE FROM OCRESHA:**

“When much purification work has taken place, elements of the physical, emotional and spiritual higher realms of energy within the body can become unbalanced. The Ocresha cleanse helps to re-stabilise the flow of these energies in order to return the body and energy system back into balance; a new balance, at a higher vibration. This is a perfectly ‘normal’ process, however it should be understood that as the energetic vibration increases, the more cleansing is required. This is because purer forms of energy require a deeper and more profound level of cleansing. One symbol several times per day through the Heart, Crown and Third Eye Chakra is to be administered.

To help with the process during the four days, ensure you are well hydrated; relaxed and comfortable where possible and away from sources of distress, panic, worry or fear - as these vibrations can halter the effectiveness of the cleanse. Also ensure that radio frequencies are kept at distance as these may also interfere. Allow the changes to take place as they are required. Listen to your body. Avoid that which makes you feel uneasy.

The fourth symbol brings in a cleanse of new light to “lighten the load”. The first three symbols are step by step cleanses:

1. **Harsh Cleanse:** ( like a sand-blast of your energy)
2. **Silk Cleanse:** (filling in the “potholes” like a primer)
3. **Restoration:** (like a restorative base coat - a layer of new energy to allow the new light in symbol four to grip onto. It forms a base or platform for the new light.)
4. **New Light:** (a cleanse of new light to ‘lighten the load’)

Avoid alcohol and other stimulants for seven days from the start of the cleanse.

Go with light,”

*Ocresha*

*Love*

## 6. INSTRUCTIONS FOR THE OCRESHA CLEANSE:

We welcome you to The Ocresha Cleanse. There are a total of four symbols to be used in The Ocresha Cleanse and we use one symbol per day for four days to complete the cleanse.

**NOTE: Before you begin The Sorcebro Energy Suite, please ensure that you have activated (unlocked) these energies & attunements prior to commencing.**

**The activation / unlocking process is a simple 5 minute process which unlocks the energies and gives you access to them. Once you have unlocked the energies, this means that you have activated all The Sorcebro Energy Suite energies & attunements specifically for you.**

**You are therefore then ready to continue your Sorcebro journey by working through this ebook, at your own pace and receiving the energies as you feel guided. If you have not yet activated / unlocked the Sorcebro energies & attunements for yourself, you may do this by following the instructions on Page III of this ebook.**

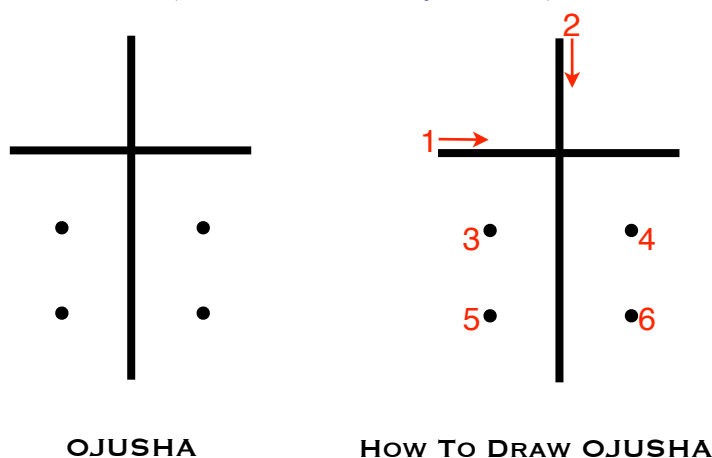


After you have activated all of The Sorcebro Energy Suite energies, the Ocresha Cleanse will also be activated and ready to receive. Therefore, please place each of the symbols:

- Into the Third Eye Chakra (between the eyes / forehead).
- Into the Heart Chakra (heart).
- Into the Crown Chakra (the top of the head).
- And a large symbol is drawn around and over the whole body.

### DAY ONE: OJUSHA

*(Pronounced Oh - jush - ah)*



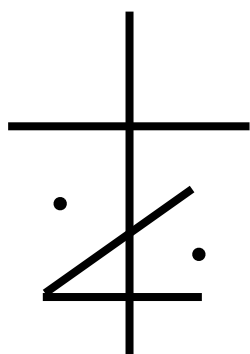
This is repeated as many times as possible throughout the day (minimum 4 - 6 times). As this process will only take a few minutes or so to complete each time, we estimate that the 'daily practice' should take you around 20-60 minutes each day (depending on how many times you work with the symbols).

Note: For those of you who have taken the Maitrijusha & Maitrijusha-Ni Master Symbol attunements, you may wish to now use these Master Symbol techniques with the Ocresha Cleanse symbols.

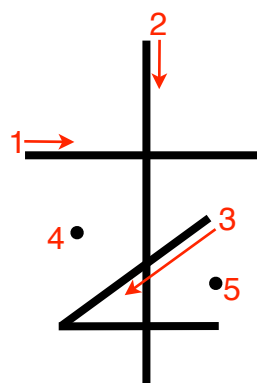


## DAY TWO: OCRESHA

*(Pronounced Oh - kree - sha)*




OCRESHA



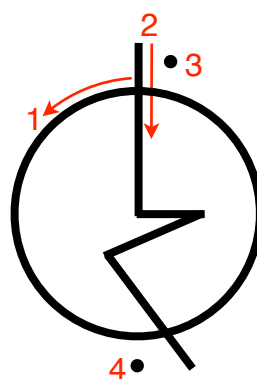
HOW TO DRAW OCRESHA

## DAY THREE: HYASHA

*(Pronounced Hy - ay - sha)*




HYASHA



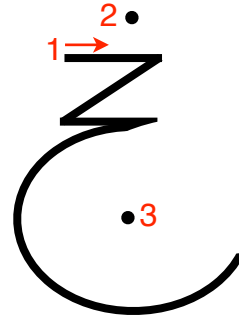
HOW TO DRAW HYASHA

## DAY FOUR: **PLUSHA**

*(Pronounced Ploo - sha)*



**PLUSHA**



**HOW TO DRAW PLUSHA**

### 7. AN INTRODUCTION TO PURIFICATION:

Throughout the Sorcebro Energy Suite we will be passing on various different types of healing information in order to help you further progress on your path. Many healing manifestations may come to the surface as you are purging the 'old' throughout your energy practices.

You will already know this from your Celestine Series teachings however it is always good to know more about how you are able to recognise these healing issues within yourself, perhaps what to look out for. Once you can start to more clearly identify these patterns, behaviours & feelings within yourself you are often able to deal with them far more effectively. This often results in a faster and more efficient way of healing and being armed with more understanding; there is ultimately less suffering!

With Gerry's qualifications as a Holistic Life Coach, Clairvoyant & Energy Healer and with Marty's background in meditative healing, we are now able to share some more information relevant to this healing & energetic pathway as we move through these Sorcebro teachings.



A lot of what we have learned on our pathway has been through the suffering process; and we hope that by passing on what we have learned, you will benefit from our experience. Of course the Divine is also always at work; and it is with their help that we are bringing this information through. They are always at our side!



So as we were about to start writing, the Divine have just swayed our topic for this first information session from resistance - to purification. So, it looks like we are starting with an introduction to purification. What better place to start?! We will cover resistance at a later date!

## 1. Defining Purification:


The internet defines purification as:

**“THE ACT OF CLEANING BY GETTING RID OF IMPURITIES.”**



All throughout history there have been, and are now, different practices of purification. Purification has been a core concept used in widespread religious practices such as Taoism, Hinduism, Buddhism, Judaism, Christianity and Islam. It was also used by the ancient Egyptians.

In Islamic practices, there are clear instructions for physical purification before prayer using water.



In Taoism the breath is used for purification.


**"ONE TYPICAL INSTRUCTION FROM THOSE WHO  
ATTAINED SPIRITUAL DEVELOPMENT  
IS TO GET RID OF WHAT IS WORN OUT OR OLD,  
AND TO RECEIVE WHAT IS NEW AND FRESH"**  
*(Hua Ching -Ni 1997:121)*




**IMAGE OF TAOISM:  
THE YIN-YANG SYMBOL  
SURROUNDED BY THE  
8 TRIGRAMS THAT  
CONSTITUTE THE INNER  
STRUCTURE OF  
THE I-CHING.**

In Buddhism, purification enables the merger of one's self with the truth within, which is Buddha, the Enlightened One.


**"TO AVOID ALL EVIL, TO CULTIVATE GOOD,  
AND TO PURIFY ONE'S MIND  
—THIS IS THE TEACHING OF THE BUDDHAS"**  
*(Dhammapada 183)*



**In Hinduism**, purification of the senses, and therefore mind and spirit, lead to one being a transparent medium of the light of God within.



The **ancient Egyptians** used purification for the purpose of strengthening the power of insight. The eyes of Horus were considered a symbol for healing and restoration and of those whose insights have awakened.




THE EYE OF HORUS

From the bible come many concepts of purification, such as:

**“I WILL LEAD THE BLIND BY WAYS THEY HAVE NOT KNOWN,  
ALONG UNFAMILIAR PATHS I WILL GUIDE THEM;  
I WILL TURN THE DARKNESS INTO LIGHT BEFORE THEM  
AND MAKE THE ROUGH PLACES SMOOTH.  
THESE ARE THE THINGS I WILL DO; I WILL NOT FORSAKE THEM.”**

*Isaiah 42.16 (New International Version)*



For the purposes of our healing work, we will simply define purification as the process of returning to our true divine nature. Whether it is through physical purification rituals such as breathing exercises or through mind purifying exercise such as meditation - the main goal is to return to who we really are; our fullest potential, our fullest truth and our truest purpose.

If you believe in a God, then they may be at your centre. If you believe in the universe, then it may be at your centre. Perhaps both God and the universe are at your centre.

*Whatever lies at your centre, your truest core,  
is reached through love & purification.*

## 2. Understanding Purification Through Healing:

Purification is something that we can think of as being bitter sweet. On one hand, it allows us to move closer to our truly divine nature; the infinite love and light of the one-ness of all things. It allows us to radiate out this divine love and light which is our true self.

On the other hand, as we move closer towards this loving frequency of one-ness, we are also being asked to release many of our darker energies that unfortunately live within us all. As we start to release these more densely vibrating energies, we tend to experience different kinds of temporary mental, emotional or even physical issues.

These ailments or issues are often presented in order to help us clear away the darker energies more effectively. Up until now we have simply referred to this as the healing crisis and this is something which will be no doubt very familiar to you by now from our teachings so far.

The healing crisis that we may face is always a direct result of the purification that we are undergoing at that particular point in time. The severity of the purification will depend upon the karmic circumstances of the individual.

The karmic circumstances of the individual will depend on his or her actions in this and previous lifetimes and more accurately, it will be the intention or vibrational thought patterns behind the previous actions that will always drive the the 'karmic circumstance'. Generally speaking, the more darkness which lies within, the more purification is required.

For some of you, this may be sounding quite simple so far and that's wonderful, however for many people living in this world, very few realise the importance of purification and karma in their own healing.

Through these types of energy based healing practices, we are being provided with a great opportunity to purify ourselves using the divinely guided energies which are now available to us.



---

*May all beings benefit from merging with the divinely loving  
vibration within teachings such as these.*

---

### 3. What To Expect From Purification Healing Practices:

During the Celestine teachings, we have already briefly touched on what you may expect from any type of intensely purifying practices and now that you have progressed through many of these levels, we are simply refreshing the memory banks if you like with this section on purification.

The reason we have decided to do this is because it is our understanding that as we merge closer with The New Consciousness, our purification becomes more noticeable or perhaps more intense. This may be because you are now more vibrationally aware of those little things that seem to happen around healing or attunement times and also because you are moving higher in vibration.

The general rule of thumb to be observed here is:

---

*The higher your vibration, the more deeply you are healing and therefore you are receiving a deeper and more profound level of purification.*

---

Let us consider an analogy; let's say we had been playing football in the mud and our shorts are now covered in mud. If we were to take the big chunks of mud, we could perhaps very easily clear away some of the surface mud from the shorts however we would need to wash them thoroughly to get the remaining stains from the clothes. The deeply ingrained stains may require some serious scrubbing until finally they could be quite clean. To get them to a state of being just 'like new', we may even need to resort to naturally bleaching them (with an eco-friendly brand of course).

Our darker energies can be seen as the mud. Some of our negative energies can be cleared away relatively easily with some water being applied, water here meaning the divinely guided energies.

As we clean away the surface mud we may need to now apply powder and scrub a little harder to get to a more deeper level; in this case, we may be faced with different, more confronting situations or issues that help the energies to be cleared.

Finally, we need to really scrub the shorts; meaning that the universe may need to start giving us some more difficult situations / healing issues (with love and divine guidance) so that we can let go of what we no longer need and find our way forward towards our divine centre of love & light.



**PURIFICATION:  
SCRUBBING AWAY THE  
DARKER ENERGIES**

---

*Although it may not feel like this during purification - the universe is always helping us to release our darker energies so we can shine more brightly for the benefit of all and move closer to love.*

---

Please remember that you are *always* being divinely guided throughout any kind of purification issues so there is never any need to worry. You are always moving forward on this path towards light, love and understanding.

Take for example, any normal situation that you can think of, say we are doing the weekly groceries. If we are in need of purification, don't be surprised if your bank card suddenly doesn't work for no reason whatsoever. Perhaps you ring the bank whilst standing there at the isle only to be told that there is no problem with your card or they can't do anything for you. Still your card doesn't work.

Or perhaps you are really needing to get to work, you are in such a hurry and you have a very important meeting to get to. You get in your car, and it breaks down. You try everything, it starts to rain and yet you cannot get to work. You miss your meeting and you just feel like giving up - this is exactly what was meant to move out of you (through this situation).

These are great examples of situations manifesting themselves just so we can rid ourselves of old unwanted energies. Things like this happen all the time! In every way possible!

The universe and the divinely guided hand is helping us to bring to the surface all that anger or perhaps the old worry energies that live within. Perhaps sadness from our childhood is being stirred and you are needing to go and have a big cry. The universe will present situations to help you do this.

Whatever the reason, you may find yourself in these types of situations again and again as you purify to higher and higher levels. Sometimes it is even laughable just how many brick walls are put in front of you until you just collapse in a heap and purge away all those negative energies.

At other times, you will find yourself with some very strange physical ailments, unexplainable ones. A good example of this was with Gerry. During the Sorcebro Energy Suite teachings, Gerry was almost unable to lift her arms above her shoulders for over a month.

After much massage, frustration, annoyance and pain, she was finally shown (through intuitive vision) what was 'brewing' inside her arms (i.e. old thought forms which made up the blockage in that area). Those thought forms were "I don't like who I am" and "I don't want to be me" and there was a lot of resistance to who she was destined to become. This was another layer of healing in relation to gaining more faith in herself.

This issue was obviously being brought to the surface for healing and was a direct result of the purification work we were doing at the time. The energies were obviously ready to be healed and this is the way in which it had manifested itself.

We could tell you many more stories of this nature noting that in some cases, if something seems to be continually not working for you, perhaps this is the universal way of saying that you may need to think of another option moving forward. There can be a fine line here between purification and the divine guidance aspects of the practice. ***Please don't be alarmed if any of this is sounding familiar!***



## 4. The Beauty Of Purification:

Purification is very, very positive. All of this is a great sign that there is a deep transformation going on inside of you. Something beautiful is blossoming, you are slowly becoming the infinite and limitless light that you are and this is the sweet nectar which comes only through purification.

As we purify, we allow ourselves more space to bring in higher and higher frequencies of love and light. As you move through this darkness, sometimes instantly, you can feel a whole lot lighter and relieved that these energies are now gone from your consciousness.

It seems that we are all being guided along the pathway to being reminded of who we truly are, the divine aspect of our being. We are being re-programmed here through these energies to come into line with that of the entire cosmos. It is through the love and compassion of divine assistance that we are able to make such intense transformations towards our divine love centre.

And let us not forget this beautiful aspect of purification for it is the most comforting part of any healing practice. The idea that we are moving back towards our true untapped potential, our infinite love and light filled self is completely perfect, natural and wonderful.

We have been told again and again that this new consciousness is most definitely coming; and sooner than we think. We were also told that The New Consciousness lives within each of us, it's just that we just can't see it yet. It has to *unfold* within each of us on layer at a time.

Through this transitional stage, we are slowly and gently being purified so that we can finally see our *true self*; we are finally being led to experience our own divine love essence and the understanding of one-ness which we so cherishingly desire.

The new consciousness lies within us all! It is our purest and deepest love vibration; a love vibration that shines outward for all to benefit from. It totally transforms the way we see our perceived reality as we move closer to our divine centre.

This is purification. To become one with who we are and who we have always been. To experience a different kind of love and light beyond anything we have experienced before.



Let us simply surrender and open up to receiving these divine gifts with love and gratitude and may our intention always be to benefit all as best we can. Only then can true purification be experienced.



## **8. FINAL COMMENTS:**

Congratulations on taking this first step into the Sorcebro Energy Suite and it is with great love & compassion that we share these energies with you in the hope that it helps you to reach another beautiful level of ascension, growth and harmony within you.

The next part of these teachings will be Part Two - The Malibro Cleanse, and this can be started after approximately 3-5 days from the completion of the Ocresha Cleanse.

Please remember that these resting timeframes are indeed required - and are very important for the digestion & assimilation of the energies. For more information on the importance of the resting timeframes - and prescribed timeframes in general - please see the following FAQs:

- [Is it important to complete the resting days in between the Ascension Pathway practices?](#)
- [Do I need to follow the prescribed timeframes given in each Ascension Pathway ebook?](#)

It is the intention of these Sorcebro energies to benefit all beings to be free from suffering; to live a life of happiness, truth and peace. It is with this intention that we have been asked to make these teachings available in order to benefit all - and that money should not be a restriction.

As always, Love Inspiration offers all these teachings, energies and attunements freely and with love for the absolute and infinite benefit of all!

*May you walk on your divine path to purify and reach your true divine nature, with love in your heart and wisdom in your soul. May all beings find their true path, in order to raise our collective consciousness and reduce all of our sufferings. May we all know that we are divinely guided on our pathway and that **love** is the key to that pathway.*



**LOVE INSPIRATION &  
MAITRI FOUNDATION**





*Love Inspiration*

*Learn • Heal • Awaken*

## *The Unified Pathway To Light*

### CHAPTER TWO: THE SORCEBRO ENERGY SUITE LEVEL ONE: MALIBRO

---

#### PART TWO: THE MALIBRO CLEANSE

---

##### INTRODUCING THE MALIBRO CLEANSE:

We welcome you to part two of The Sorcebro Energy Suite as we prepare ourselves for a deeper layer of cleansing, purification and healing from within!

During The Ocresha Cleanse we are able to purge many old or unwanted energies from within; that which no longer served us on our pathway forwards. And it is here, in The Malibro Cleanse that we further refine this process as we again move towards a deeper understanding of love, compassion and healing. Let us share with you the information that came through from the Guides during the Malibro Cleanse:



“The Malibro Cleanse is an internal ‘database sort’; cataloguing those elements and energies that you require for your spiritual expansion - and those that no longer serve you or The New Consciousness. The new energies in phase one are the most severe changes with an injection of heightened love consciousness which begins the cataloguing process and subsequential purging of ‘archived’ data.

Phase two allows the expansion of love energies now that there is ‘room’ after phase one purging.

Phase three sets the new energies into the auric body cementing the new understandings.

Phase four opens and expands the new love energy understanding into four-dimensional growth  
(i.e where you can fully apply your robust understanding).

In part one, The Ocresha Cleanse cleared out any healed energies - to clear the system before beginning on the new path upwards. The Malibro Cleanse follows by adding a new, higher ‘sort and discard’ filter if you like.

*You are constantly being refined!”*

---

We hope you enjoy this continued refining process!

---



**CONTENTS:**

Content	Page
Introducing The Malibro Cleanse	22
1. Outline Of The Malibro Cleanse	23
2. Instructions For Using The Malibro Cleanse	25
3. Symbols	25
4. Healing Information: Limiting Core Beliefs	28
5. Final Comments	31



**1. OUTLINE OF THE MALIBRO CLEANSE:**

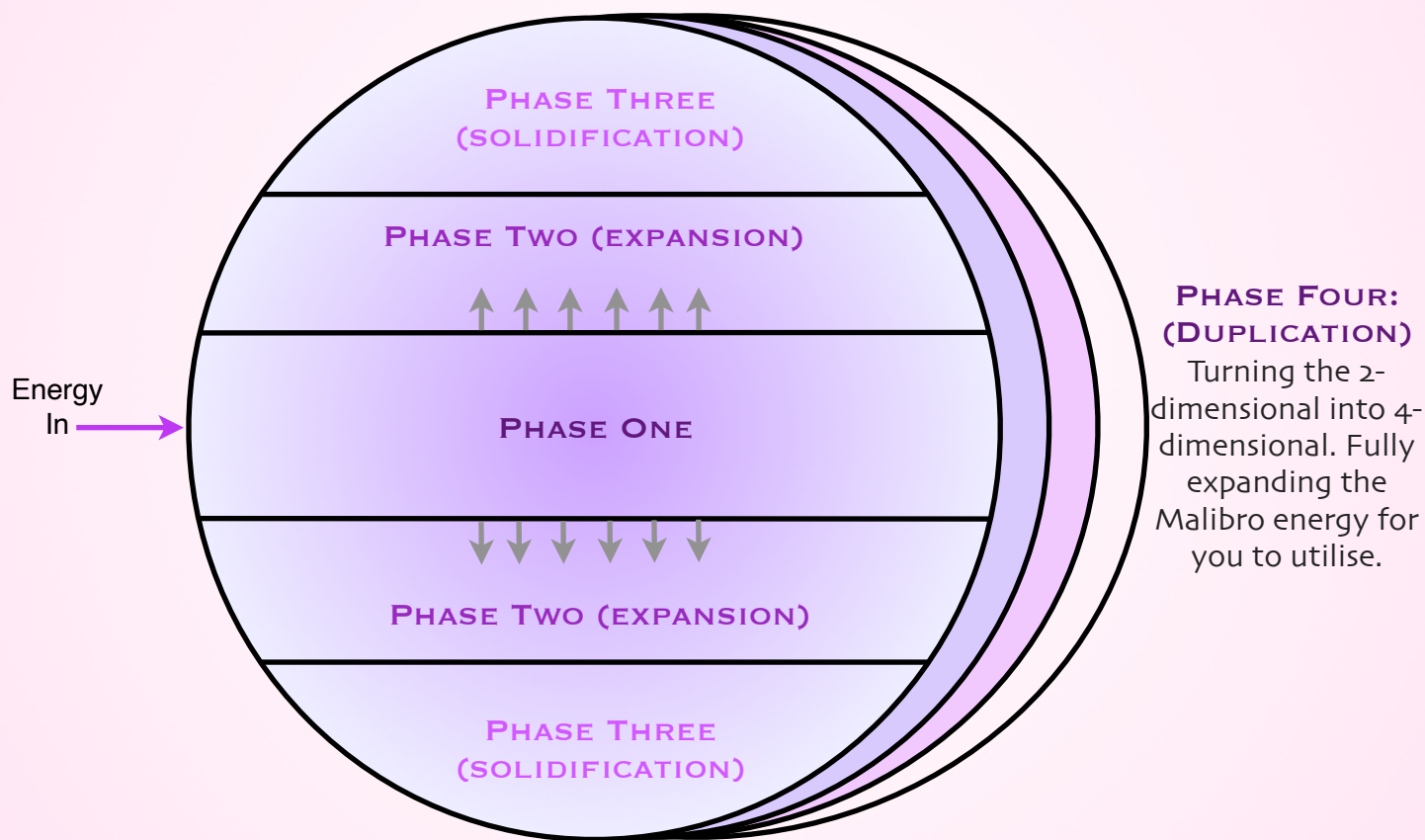
The Malibro Cleanse is very similar to that of The Ocresha Cleanse in that we are using symbols and their divinely guided energetic frequencies to help us to cleanse and clear away more of our old or darker energies from within us.

As a result, there will likely be more healing issues to work through and to release / let go of in a process which you are now perhaps starting to become more aware of as you have moved through these last few months worth of teachings.

The Malibro Cleanse may be taken 4 - 5 days after completing The Ocresha Cleanse and as you may already know, these timeframes allow for sufficient cleansing & healing to occur from within us. The cleanse contains four phases, with each phase lasting one day. In total, The Malibro Cleanse is finished within 4 days.

The diagram below is a representation of the four phases of The Malibro Cleanse, as brought through by the Guides.

DIAGRAMMATIC STRUCTURE OF THE FOUR  
PHASES OF THE MALIBRO CLEANSE



In Phase One, the energies from the symbols flow into our energy system and begin The Malibro Cleanse process by purging out old energies. With continued use of the symbols in Phase Two our love energies then expand (now that there is 'room' from the first phase purging). Phase Three then cements or solidifies the new energies and new understandings within our energy. And Phase Four takes all the growth and understandings from the first three phases and fully expands them all so that we can apply and use them in everyday life.

As you work the techniques outlined within this ebook, you will very naturally work through these phases so there is no need to physically do anything other than what is outlined here.

Of course, when you are working with any kind of healing, symbols or divinely guided energy, it is always a good idea to be as open and possible and to surrender to the immensely loving vibrations which come from these deeply cleansing symbols.

.....  
*We hope that you enjoy this cleanse and may these energies help you to bring clarity, love and much happiness into your life - may we all experience this!*  
.....

## 2. INSTRUCTIONS FOR USING THE MALIBRO CLEANSE:

To complete The Malibro Cleanse, we are given four symbols to work with. Each of these symbols are to be placed or projected into the Heart and Crown Chakras four times each day - for a total of four days.

---

**IMPORTANT REMINDER:** When you activated the energies for this ebook (on Page III), this has activated all of the energies and attunements for the entire ebook. Therefore, you can simply follow along with the below instructions to receive these energies with love!

---



To complete the Malibro Cleanse, you will simply need to draw out each of the symbols together i.e. side by side, and then put this 'string' of symbols (energies) into your Crown and Heart Chakras.

You may wish to draw out the symbols first near to your Crown Chakra and imagine a rope or a line joining each of the symbols together. When you are ready to, you can then simply project or tap in this string of symbols and energies into your Crown Chakra. You can then follow this same process for your Heart Chakra.

There are also other ways to project these symbols into our crown and Heart Chakra noting that it is always our intention which is most important. For example, you may wish to mentally draw these symbols out over the top of your crown or Heart Chakra and mentally tap them into your chakra whilst intending that these frequencies collectively be received by your energy. Intention is king!

Whatever process you follow (and you may mix it up if you wish to), it is to be repeated four times each day for a total of four days i.e. receiving these frequencies 16 times over a four day period.

It seems that these four symbols, when invoked together, open what looks like a portal, like stepping through a new gateway. As the guides said *"the symbols are used together to remove 'old elements', thought patterns, habitual behaviours, routines, and reoccurring blockages to bring you to a heightened awareness of The New Consciousness. Putting the symbols into the crown widens consciousness."*

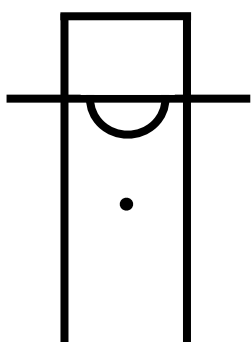
*Please note:* If you have also taken the Master Level Symbols Maitrijusha & Maitrijusha-Ni teachings, you may also wish to combine The Malibro Cleanse symbols into Maitrijusha and project this combined energy into your Crown and Heart Chakras instead. These frequencies work very well together and may even enhance the Malibro Cleanse practice by consolidating the energy of the four symbols.

### 3. SYMBOLS:

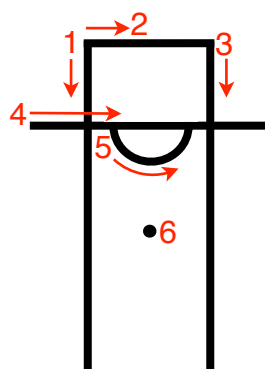
Let us now introduce to you the symbols of The Malibro Cleanse noting that each symbol diagram below also shows you *how* to draw the symbol. You may also remember that we have provided some good introductory information about drawing symbols in your Level One information so please feel free to re-read this if you feel like it may benefit. May you enjoy these blissfully cleansing energies of the Malibro Cleanse!

## I. INDIGRO

*(Pronounced In - dih - gro)*




INDIGRO



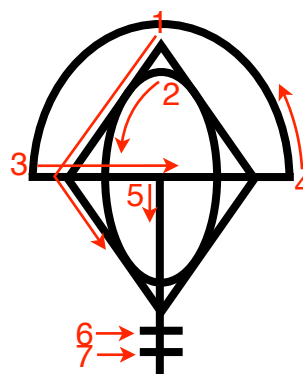
HOW TO DRAW INDIGRO

## II. BURO

*(Pronounced Byur - ro)*




BURO



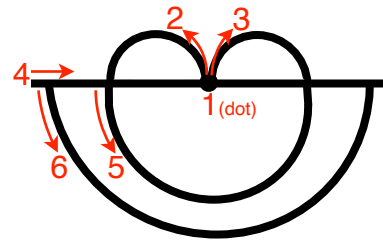
HOW TO DRAW BURO

### III. IUMBRO

*(Pronounced I - um - bro)*



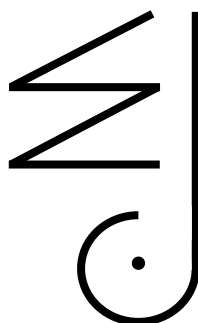
IUMBRO



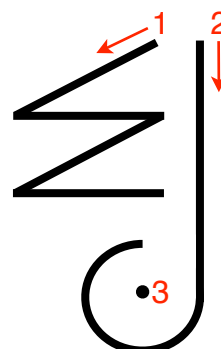
HOW TO DRAW IUMBRO

### IV. PALATIO

*(Pronounced Pal - lay - shee - oh)*



PALATIO



HOW TO DRAW PALATIO

#### **4. HEALING INFORMATION: LIMITING CORE BELIEFS:**

During the last cleanse, we talked about the practice of purification and how the healing process can bring things to the surface in order to purify us more and more as we walk forwards towards love & light.

One of the things that these energies can help us with is some of our repetitive patterns which are caused by or based on our 'limiting core beliefs'. Each time you do The Malibro Cleanse symbol practice (or any other energy healing work) and put the symbols into your energy, you may start to experience some changes in your energy. What may also happen is that some of the old elements, thought patterns, habitual behaviours, routines, and reoccurring blockages may start to come to the surface in order to be purged and therefore healed.

These can manifest in many different ways physically or emotionally and sometimes very subtly. It is often a good idea to keep an eye out for anything coming to the surface so you can be more consciously aware of what is happening, in order to make your way through the healing process more easily and effectively.

Examples of energetic purging causing physical manifestations may be things like:

- \* pimples
- \* rash
- \* diarrhoea
- \* aches, pains
- \* fatigue

Examples of energetic purging causing emotional manifestations may be things like:

- \* sudden bursts of anger or rage
- \* crying
- \* the feeling of wanting to give up
- \* depression
- \* feeling lost



All of these symptoms have an 'energetic cause' behind them and unfortunately, your body's way of purging these old unwanted energies is often to re-experience them. A good way to think about these symptoms is to say to yourself - "good, something is moving!" rather than "Oh my goodness, what is happening? This is terrible!"

This will greatly affect your overall suffering if you understand a little about what's happening and can therefore try to keep a positive spin on things.



Another way to help reduce the suffering of the *emotional* healing path, is to understand a little about limiting core beliefs. A good introduction to this is the example of healing that happened to Gerry after she performed The Malibro Cleanse symbol practice for the first time on herself.

A few minutes after starting the symbol practice, Gerry recalled the memory of being bitten by a dog when she was about 7 years old. At first, this seemed like a simple, random memory - one she had not recalled for many years. But after feeling the energy of this memory; and allowing herself to re-experience it, something quite interesting came to the surface.

Gerry discovered that this was one of the first times that she experienced the world "biting" back at her. This was the first time she could recall feeling unsafe in the world. It was like her bubble of security burst.

This simple memory, brought on by the cleanse, had quite a profound effect by bringing the belief "I am not safe in the world" to the surface for healing. In holistic life-coaching, we speak about beliefs such as this one, as being our ***limiting core beliefs***.

Limiting core beliefs come from our fears and hurts early on in life and also in some instances, from past life experiences. They create a conditioned survival response; in that if I was hurt once, I could be hurt again. Therefore each experience that we have in life is subconsciously filtered through all of these limiting core beliefs in order to help prevent us from being 'hurt' again.

Examples of limiting core beliefs are:

- *I am not loved*
- *I am not worthy*
- *I am not heard*
- *I am not safe*
- *I am not good enough*

You may like to think of these limiting core beliefs as being like filters or lenses that we see and experience the world through. ***Absolutely everything*** that we do, see, hear and feel in life is experienced through these filters. And our reactions to life are based upon what core belief or beliefs we are experiencing in conjunction with the experience. There are of course also positive core beliefs, however the following saying seems to apply here:

**"OUR MEMORIES ARE VELCRO FOR  
PAINFUL EXPERIENCES AND TEFLON  
FOR PLEASANT ONES!"**





So with regards to the energy healing and purification that happens when we take these attunements, if you are able to identify any limiting core beliefs coming to the surface, then you are well on your way to healing them.

Once you are aware of a limiting core belief, then there are many ways to heal it - remembering of course that healing happens in layers, so it is unlikely you will heal the whole issue in one sitting. But as the saying goes "How do you build a house? One brick a time!"

### Some ways of healing limiting core beliefs are:

- continued use of the symbol practice
- further attunements
- meditating on the belief
- breathing exercises, particularly 'connected breathing'
- an energy healing session and/or holistic life-coaching
- other healing therapies such as singing bowl sound therapy, massage, reflexology, Bach flower essences, aromatherapy, yoga, laughter yoga etc
- affirmations (turn your limiting belief into a positive one):  
e.g. "I am not good enough" becomes "I am good enough!"

Furthermore, if you are able to heal these limiting core beliefs by removing the fear and/or hurt, more love automatically comes into that space and you then see the world without that previous distortion. No more hurt-filter or pain-lense in place, just pure love!

The entire purpose of energy based healing is to help us heal in order to bring more love into our life. By working with divinely guided energies, we are focusing on opening up to receive their love and light so that all these beliefs, issues and energetic blockages can be freed towards love and light.

Whatever the issue we are facing, whether it be a physical condition, a mental ailment or a spiritual disfunction, they can all be healed through love. Once you have a basic understanding of limiting core beliefs, that understanding can help you reduce the suffering of any relevant emotional healing phases and in the long term, move you towards a more love-filled and happy life.



## **5. FINAL COMMENTS:**

As your Ascension Pathway continues to unfold, we hope that you are finding yourself more energetically “refined” and moving towards a more love-filled consciousness. We also hope that you are moving through these ascension based healing energies effortlessly and without any suffering at all!

Of course, those of us who have been through this kind of healing journey can then hold a greater ability to help others who may be in a similar situation. This is a truly heartfelt and precious gift and is also a part of our pathway towards refining our love & compassion for others.

Moving forwards in The Sorcebro Energy Suite we now look towards completing Part Three - The Fortification Suite. The Fortification Suite can be started [after 1-2 days](#) from the completion of The Malibro Cleanse.



*Go forth and use your understanding to help all beings to be free from suffering. Yourself included! May the new love consciousness wash over you and through you and may it bring love to all beings who so desperately deserve it.*

**LOVE INSPIRATION &  
MAITRI FOUNDATION**





*Love Inspiration*

*Learn • Heal • Awaken*

## *The Unified Pathway To Light*

### CHAPTER TWO: THE SORCEBRO ENERGY SUITE LEVEL ONE: MALIBRO

#### PART THREE: THE FORTIFICATION SUITE

---

##### INTRODUCING 'THE FORTIFICATION SUITE':

Welcome to the next level of the Sorcebro Energy Suite - Part Three - The Fortification Suite. We hope you have enjoyed your resting day and to introduce these beautiful new energies, here is what the guides said about this new level:

"The fortification suite is an intensive period of testing boundaries, plummeting beliefs, intensive remoulding, reshaping and reintegration with the truest form of the self. Up until now, barriers have been in place (egoic) preventing you from seeing your completeness, your complete true nature or true self. Do not be alarmed as this is a step by step unfoldment!

The fortification period takes 3 days and 3 nights to complete. (Start on a day, finish on the third night's morning after). It is important that there is a 24hr break before commencing (this level) in order to allow the energy field to settle out a little.

Otherwise it could be too volatile to take on the coming changes.

During the fortification period you will undergo many changes, many de-budding experiences, but this is of course for your own highest good. Sometimes we need to curtail the opportunity to bud in order to rather achieve new growth. In the same way that small fruits are removed from a tiny tree. The tree needs to grow further before supporting bigger and riper fruit.

In the fortification period you will be given three symbols to work with. These are not like symbols you have seen before as they are fortifying energy symbols; they don't so much bring energy in like other symbols, they tend to expand and concrete the energies that are already in place by 'pushing them around a bit'. How does anything become fortified? By building a robust system around it, like building a stone wall around a castle.

The three symbols come from galaxy Exanon, a 124G Bootion reform. These words are of little value to your understanding however we do believe it is "nice", as you say, to have further insight."



**CONTENTS:**

Content	Page
Introducing 'The Fortification Suite'	32
1. Outline Of The Fortification Suite	33
2. Instructions For Using The Fortification Suite	34
3. Symbols	34
4. Healing Information: Resistance	36
5. Final Comments	42



**1. OUTLINE OF THE FORTIFICATION SUITE:**

As we have just read, The Fortification Suite may be started 24-48hrs after the end of The Malibro Cleanse and is a way of fortifying our energies so that we can further grow and blossom on our pathway forwards.

This will mean that there is a minimum of one day "off" in-between Part two and Three of this series. As the guides have explained, this time is required to allow the energy field to settle out a little - otherwise it could be too volatile to take on the coming changes in our vibration as we move through this fortifying stage.

The Fortification Suite is run over three days and three nights and there are three new symbols to be learned and worked with in these coming days. Just like in our other cleanses we are being asked here to use these new symbols to help us to fortify or strengthen our energies so that we can support 'bigger and riper fruit'.

You may feel some different sensations as you work with these newer symbols as they are fortifying the energies rather than bringing the energies into our consciousness as they have said.

*May you enjoy this strengthening and may this bring you to a more stable and solid foundation for the higher frequencies of love & compassion.*



## 2. INSTRUCTIONS FOR USING THE FORTIFICATION SUITE:

Welcome to The Fortification Suite. To start with, let us now share the information that came through from the guides:

**“THE FORTIFICATION IS A ‘BUILDING’ PROCESS, HENCE THE REQUIREMENT TO BUILD THE SYMBOL ENERGIES.”**

And this is precisely the way in which we work with these new symbols. The symbols are to be used, in order to ‘build the symbol energies’ as outlined below:

- On Day One, place Symbol 1 (Fryon) into the Crown Chakra six times throughout the day, for 2 minutes each time.
- On Day Two, place Symbol 1 (Fryon) into the Crown Chakra for 90 seconds. Then place Symbol 2 (Bleon) into the Crown Chakra for 90 seconds. Repeat this process six times throughout the day.
- On Day Three, place Symbol 1 (Fryon) into the Crown Chakra for 60 seconds. Then place Symbol 2 (Bleon) into the Crown Chakra for 60 seconds. Then place Symbol 3 (Areon) into the Crown Chakra for 60 seconds. Repeat this process six times throughout the day.

*(Note that six times throughout the day means once in the morning, perhaps when you first wake up, once in the evening, perhaps when you go to bed, and four more times during the day inbetween these times).*

---

**IMPORTANT REMINDER:** When you activated the energies for this ebook (on Page III), this has activated all of the energies and attunements for the entire ebook. Therefore, you can simply follow along with the below instructions to receive these energies with love!

---

By working with these symbols regularly over the 3 days and nights, we are essentially able to fortify our energy field sufficiently so that we are able to move towards the next step of the Sorcebro Energy Suite, that of ‘preservation’.

## 3. SYMBOLS:

The three symbols being worked with in The Fortification Suite are:

- I. Fryon (*pronounced Fry - on*)
- II. Bleon (*pronounced Blee - on*)
- III. Areon (*pronounced Ahr - ree - on*)



Each of the three symbols has a “synchronised pattern of indent”. Although we are not exactly sure what this means, it was noted at the time of first drawing the symbols that there is an increase in the number of dots and/or circles in each of the three symbols. We believe this is what they may be referring to as the “building” process - building the energies represented by the dots/circles. For example:

Symbol 1 (Fryon) has 3 dots (3)

Symbol 2 (Bleon) has 5 dots and three circles (5)

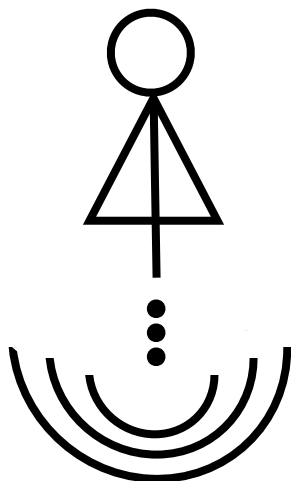
Symbol 3 (Areon) has 7 circles, the middle circle being the dot (7)

The sequence (3), (5), (7) may be representative of the “building” process.

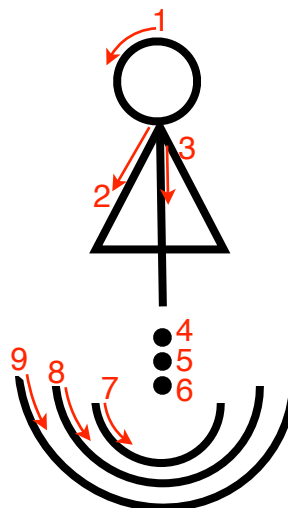


## I. FRYON

*(Pronounced Free - on)*



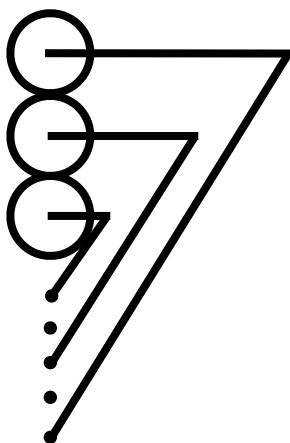
FRYON



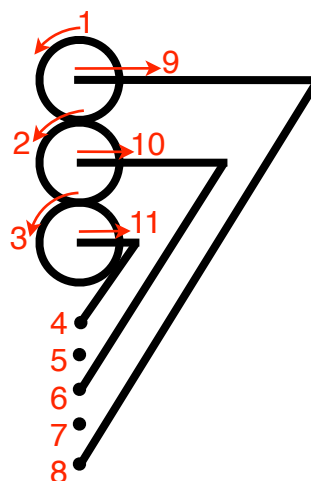
HOW TO DRAW FRYON

## II. BLEON

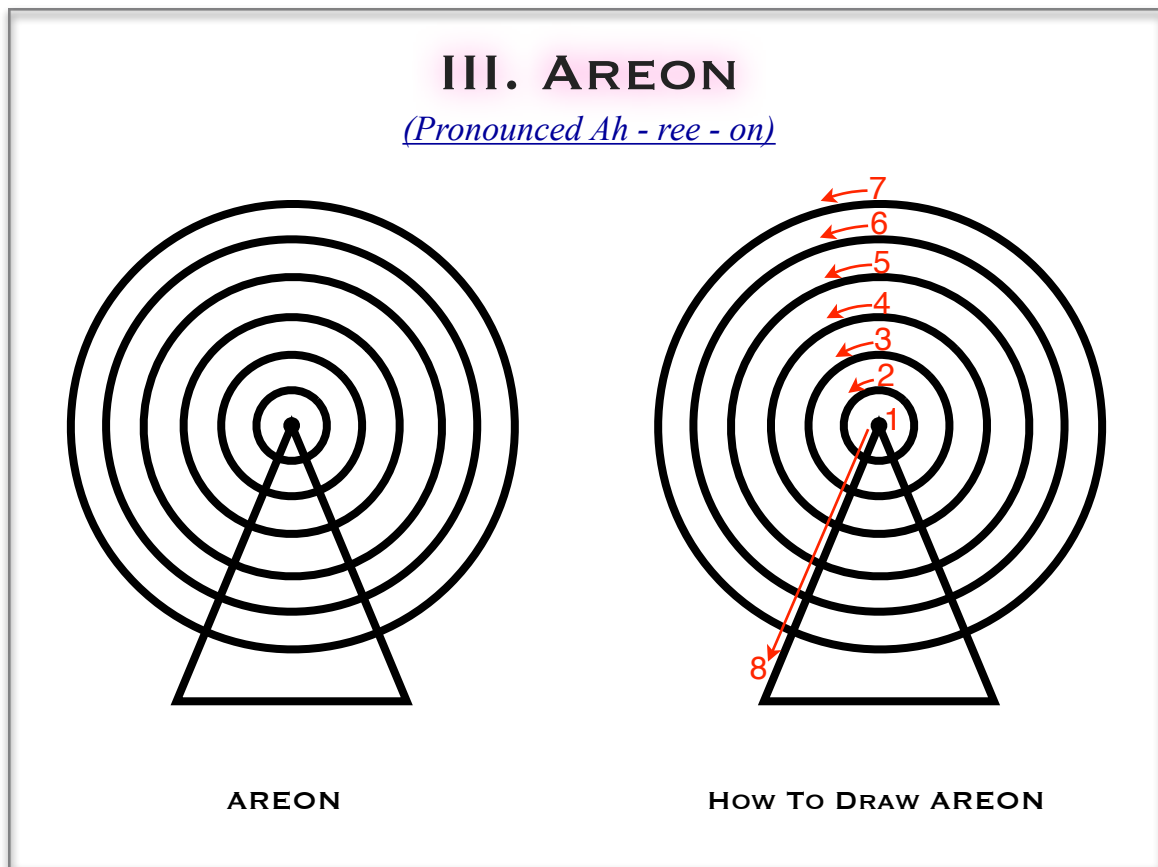
*(Pronounced Blee - on)*



BLEON



HOW TO DRAW BLEON



#### 4. HEALING INFORMATION: RESISTANCE:

In the last level, we spoke about limiting core beliefs and how they can be brought to the surface through our energy healing work. We hope that you had some chances to further develop your understanding of these beliefs throughout your Level Two healing and that you were able to identify some patterns of these beliefs being brought to the surface.

If not, then don't worry; you will definitely be provided with another opportunity! The universe is very *kind* at offering us our teachings over and over again until we learn.

If you did get a chance to then that's great! Please also feel free to continue your personal work to overcome these limiting beliefs, because they will often resurface a few (or many) times before they are fully healed. And the universe will (*kindly!*) test you to make sure you have well and truly healed that belief!



Now we move on to another 'pattern' that can be also brought to the surface through our energy healing work: *resistance* and the *resistance cycle*.



**Resistance** is what happens when we stop the call of our true pathway, our true self and our entire one-ness with the universe. And it is the ego that puts this resistance into play.

When we come from a basis of ego, instead of that from love, our pathway can be skewed or altered. It is this alteration that comes from the ego, that is our resistance.

More simply, resistance is what happens when we don't want to do something. Like when we are asked to take out the rubbish or to clean the bathroom or to weed the garden! It is our ego saying - "*no, I don't want to do that*".

Well in healing, we can have resistance at a subconscious level i.e. resistance that we are not consciously aware of. And if it continues to rise, it can manifest in ways such as:

---

### 1. Emotions:

---

*For example:*

- \* confusion
- \* feeling lost
- \* an underlying discomfort but not knowing why
- \* unhappiness
- \* emotions, such as anger, sadness, despondence



And, if we leave underlying resistance long enough, it can also manifest *further* into **physical** symptoms. Like any disease or illness:

"WHAT IS FIRST IN THE MIND IS THEN IN THE BODY"

## 2. Physical Symptoms:

*For example:*

- \* aches
- \* pains
- \* stiffness
- \* headaches
- \* constipation

And, furthermore, more indicators of resistance are through signs of escape mechanisms and addictions. These are ways for us to escape our reality so that we don't have to *feel* or *experience* what's really going on - and therefore we unfortunately avoid healing the issue as well.



## 3. Escape Mechanisms & Addictions:

*For example:*

- \* eating
- \* drinking
- \* gambling
- \* drugs
- \* sexual misconduct
- \* self harm
- \* over-working

With regards to your own healing work, let's look at each of these resistances in more detail. Your healing will bring to the surface some of these resistances and if you are able to spot your own resistances in your life - then you are again further capable of healing them. As we said in the previous level:



**'Awareness is three quarters of the journey'.**

Because how can you fix something if you are not aware of it?!

## 1. Emotions:

In our emotional journey through life, we have many resistances that can come forth to prevent us from walking our true path. These resistances are usually ingrained from childhood or from past lives just as the limiting core beliefs were.

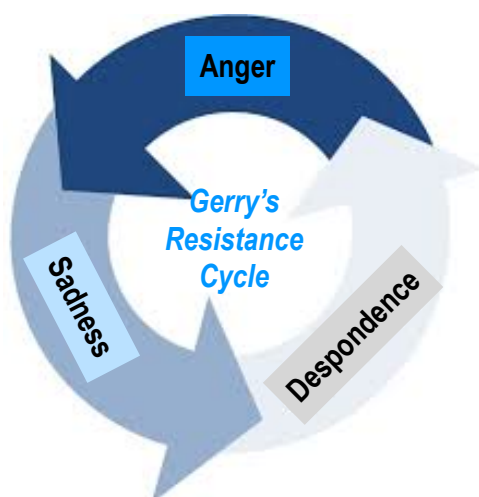
The easiest way to spot our emotional resistances is to look for what we call our '*resistance cycle*'.

This is something that will be completely unique to each person, but it is usually a series of emotions that follow one after another, in the same order every time, that play out when we are resisting something.

Let's look at the example of Gerry's resistance cycle:

When she is asked to do something that she doesn't really want to do [because she is fearful of the consequences - (note the limiting core belief that is popping up there!)], then this is her usual cycle:

One resistance cycle can last a few minutes or a few days or even weeks and months, depending on how severe your resistance is! (And how good your addictions or escape mechanisms are). And you may go through only one cycle, or through it twenty times before finally....



.....after all that resisting and suffering.....

.....you have the motivation to do what you need to do and  
you break the resistance cycle.

So, one of the best things you can do in your healing journey is to identify your own resistance cycle. It might take some time - but when you have it figured out, it is a great way to help yourself reduce all that suffering caused by resistance.

As soon as Gerry finds herself in her resistance cycle, she tries to go to the root cause and see what it is that she is resisting. Then, she tries to simply bite the bullet and do it.....eliminating all that resistance and suffering. Easier said than done, and she is still no master at it.....but she is aware!

**And awareness is healing power!**

So, next time you are triggered into an emotional resistance (and are conscious of it), take a pen and paper and try to write down what feelings you are experiencing. Then the next time it happens, review the list and see if it's correct. Do this over and over until you have your resistance cycle worked out.

You may also want to write down what triggered the resistance, if you are aware of it. Because at the basis of each resistance will be a limiting core belief. Sigh! Another thing to be aware of and to heal!

And finally, don't beat yourself up for resisting! Although you may be aware of your resistance cycle, it is still extremely difficult to change a lifetime of patterns and the underlying core beliefs that may be causing that resistance. Cut yourself some slack and make small changes where you can. Every little bit goes a long way! Good luck!

## **2. Physical Symptoms:**

Physical symptoms can be a very clear indicator of a resistance within your energy system. They can of course also be other forms of energetic manifestations, but if you are able to spot even a few of your physical symptoms that are triggered by resistance, it will help to ease your suffering a lot.

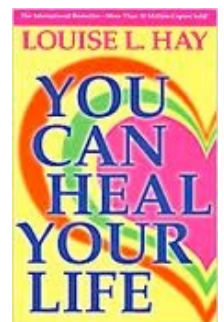
Some examples are:

- ♥ Constipation - resistance to letting go
- ♥ Sore throat - resistance to speaking your truth
- ♥ Knee pain - resistance to moving forward
- ♥ Neck pain - resistance to being flexible and seeing everything around you
- ♥ Eye problems - resistance to seeing
- ♥ Ear problems - resistance to hearing

If you would like to delve deeper into physical manifestations, then Louise L Hay's book "You Can Heal Your Life" can be of help. It has an index at the back with many listed physical symptoms and the core belief or fear that is behind it. And it offers an affirmation to help clear each blockage.

Even if you don't have the book however, you can simply try to *feel* what the physical ailment is telling you. Listen to what your body is telling you. Remember you have all your own answers. Trust your intuition!

Once you have an awareness of why the physical symptom has appeared, you then have the ability to try to heal it.





### 3. Escape Mechanisms & Addictions:

As we mentioned above, escape mechanisms and addictions are ways for us to escape our reality so that we don't have to *feel* or *experience* what's really going on. We resist dealing with things in our life.

Everyone has these patterns and each pattern has a differing degree with a slightly different scenario as the root cause. However there will be a limiting core belief or beliefs at the base of the problem.

On a small scale these can be things that simply cause procrastination, like '*one more biscuit before I mow the lawns*' type scenario. However on a larger scale there are many psychological problems caused in people who resist dealing with large underlying issues.

As far as our healing work goes, If you are able to consciously be aware that you are doing something which is an escape mechanism or addiction, then you are finally aware. And what happens when we are aware of something? **We can then take action to heal it.**



If you find yourself 'over-doing' anything, then this is a good indicator of an escape mechanism or in more severe cases an addiction.

For example being overweight or overworked shows us that we are using food or work to distract us from something that needs healing in our life.

In the same way, 'over-doing' alcohol or drugs shows us we are using them to "drown our sorrows" or "get us out of it".

If you had parents who worked their way through life resisting their true path by being work-a-holics say, then you also may find that you have learned this behaviour too for instance.



There are many different ways that these escape mechanisms and addictions can manifest, but hopefully now that you are armed with a little understanding, you may be able to spot a few in your own life in order to begin the healing.

\*\*\*

Overall, we hope that you have found this information on resistance to be of some help. Perhaps the healing energies of the Level Three Fortification Suite, or previous levels will bring / have brought to the surface some of these emotional, physical or addictive patterns of resistance for you to identify.

Remember also that healing works in layers. You will continue to work through your resistance patterns and resistance cycle time and time again. But each time, there will be more awareness and more understanding. Meditating on your resistance once you have identified it may also help you gain more insight.

Good luck on healing your resistances with love!



## 5. FINAL COMMENTS:

We hope that this third level of The Sorcebro Energy Suite has begun to fortify those energies of the new love consciousness that are instilled within you. As the guides said, there are no new energies brought in at this level - simply a fortification of those brought in by previous levels.

You may begin to experience slight and very subtle changes in your outlook, your perspectives or your understanding of things. And we hope that the information on resistance patterns has helped build on this new perspective! You may even experience a difference in your energy from the inside out, as the love centre expands. Enjoy being immersed in this new fortified love energy!



Continuing on your journey forward, the next part in this series is The Preservation Suite where the symbols learned help to in-still more faith and hope on your journey forward. Part Four - The Preservation Suite can be started after 5-6 days from the completion of The Fortification Suite. (For more information on the importance of the Ascension Pathway resting timeframes please [see this FAQ.](#))

Finally, it is the intention of these Sorcebro energies to benefit all beings to be free from suffering; to live a life of happiness, truth and peace. It is with this intention that we have been asked to make these teachings available in order to benefit all - and that money should not be a restriction.

As always, we offer all our teachings at Love Inspiration freely and with love!

*May you bring forth the Divine energies required to heal yourself and others in order to be free from suffering. May we all help each other to live a happy, fulfilling and love-filled existence. May we lead by example in practicing compassion and altruism on our journey forward in order to bring out a new standard in consciousness . May peace and light be with you always.*

LOVE INSPIRATION &  
MAITRI FOUNDATION





*Love Inspiration*

*Learn • Heal • Awaken*

## *The Unified Pathway To Light*

### CHAPTER TWO: THE SORCEBRO ENERGY SUITE

#### LEVEL ONE: MALIBRO

#### PART FOUR: THE PRESERVATION SUITE

---

##### INTRODUCING 'THE PRESERVATION SUITE':

Welcome to The Preservation Suite. We hope that you have enjoyed completing The Fortification Suite and that you received much benefit from the changes taking place to lead you closer to your completeness; your complete true nature and true self. We now continue on our Sorcebro Energy Suite journey with the commencement of the fourth level, brought to us by Epicrophyte:

*"Welcome to stage four of five in the Malibro Level. We are happy that you have persevered to this new level, for there are many changes happening in the world at this present time which you will be a part of."*

*The movement into The 'Preservation Suite' is a large 'leap of faith' as you call it. There are many new changes in frequency occurring in the auric body. Where there has been no love before, shall begin to open widely in order to let the new love consciousness complete its integration. The 'black box hidden under the bed' (heart) shall be opened & healed further to allow more light in. You are The New Consciousness; your thoughts, beliefs & understanding have been & are being remoulded, reshaped & realigned to meet that of the entire cosmos.*

*In 'matter of fact' terms, The Preservation Suite is about instilling hope and faith about who you are and why you are here; preserving the new, true integrity of your true soul consciousness - not the clouded, covered, misshapen haze that was before. You are coming more and more into your own truth. Be free with love!*



*This level also deepens our faith and hope in humanity. There is good in all. Remember this. Use this level to restore who you are - and your understanding of who we all are. We are grateful for your healing on this path to date. Thank you from all of the collective consciousness. Remember that each new step you take forward, helps bring us all forward. With love and full reigning blessings, Epicrophyte"*

CONTENTS:

Content	Page
Introducing 'The Preservation Suite'	43
1. Outline Of The Preservation Suite	44
2. Instructions For Using The Preservation Suite	45
3. Introducing The Symbols	45
4. Additional Message For This Level:	50
5. Healing Information: The Change Cycle	51
5. Final Comments	57



1. OUTLINE OF THE PRESERVATION SUITE:

During The Preservation Suite, we again work with a variety of new symbols in order to help us merge with the new frequencies of love. As we were told:

*"The Preservation Suite will take eight days to complete.  
There are four symbols; one given at each two day interval.  
The day in-between is an adjustment day - your energy will require it."*


Effectively, we are introducing a series of energetic frequencies through four new symbols over a period of eight days. As we do this, we are told here that there will be some 'adjustments' within our energies and this is what they have referred to as an 'adjustment day'.

## THE UNIFIED PATHWAY TO LIGHT

### VOLUME 2 - THE SORCEBRO ENERGY SUITE

---

During these days (days 2, 4, 6 & 8), we will still be required to do the necessary symbol practice as you will see from the 'Introducing The Symbols' section below.



Days	Symbol
1 - 2	Ollocryte
3 - 4	Speciphyte
5 - 6	Perophyte
7 - 8	Epezomyte

## 2. INSTRUCTIONS FOR USING THE PRESERVATION SUITE:

Each of the four symbols have different instructions with them which have been detailed in the next section 'Introducing The Symbols' so please be sure to read through these carefully and follow along with these divinely guided instructions.

---

**IMPORTANT REMINDER:** When you activated the energies for this ebook (on Page III), this has activated all of the energies and attunements for the entire ebook. Therefore, you can simply follow along with the below instructions to receive these energies with love!

---

It is our understanding that by following along with these suggested practices, we are better enabling ourselves to more fully merge with or absorb these divine healing frequencies so that we can heal or purify ourselves more effectively.

For those of you who have also taken the Maitrijusha attunement, then you may also wish to work with these new symbols here in conjunction with the Maitrijusha symbol.

## 3. INTRODUCING THE SYMBOLS:


On the next few pages, we will now be introducing each of the four symbols as well as providing you with some additional information and notes about each of these.

---

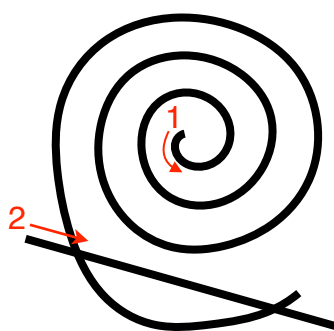
Symbol 1

DAYS 1 & 2: OLLOCRYTE

(Pronounced Oll - oh - krite)



OLLOCRYTE



HOW TO DRAW OLLOCRYTE

Days	Symbol	Epicrophyte's Comments	Frequency
1 & 2	OLLOCRYTE	"An all-over body symbol. Place into the Crown Chakra first and then shower entire body. It needs to reach all the cells in the body."	"Aim for 20 minutes twice per day, or 10 minutes four times per day."

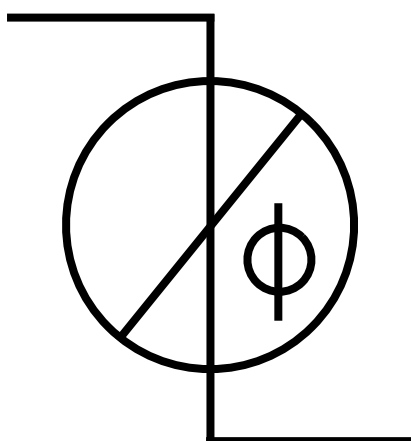
**Notes:** As mentioned in Epicrophyte's words, this level is about gathering more faith and about allowing love into the spaces within us that do not hold any love. In order for these to happen, you may in fact find yourself *losing* faith or love during this practice while energy is moving. Sometimes we need to 'lose' in order to 'gain'. Look out for any feelings of wanting to give up, of being lost, confused, having no purpose, despondence etc. And try to remember that this is a part of the process! Also note that this is a powerful time for dreams to be 'purging' energies too. You may find that fears are surfacing in your dreams in order to heal. And finally, as this symbol needs to get into all cells, try drawing it over your food before you eat (or drink) as an added way to get more symbols in!



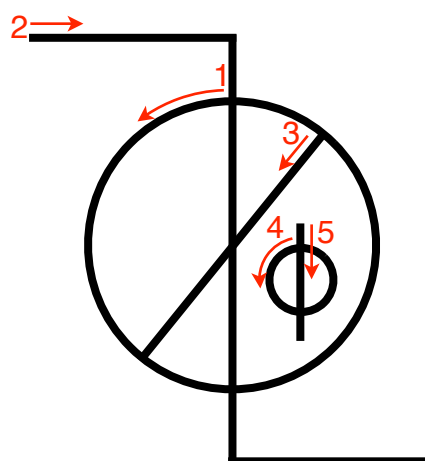
Symbol 2

# DAYS 3 & 4: SPECIPHYTE

*(Pronounced Spess - ih - fite)*



SPECIPHYTE



HOW TO DRAW SPECIPHYTE

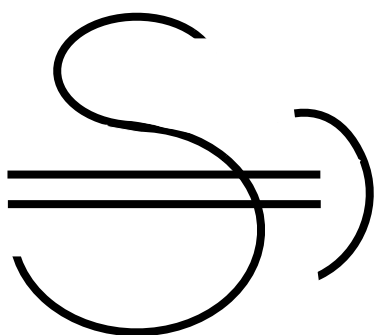
Days	Symbol	Epicrophyte's Comments	Frequency
3 & 4	SPECIPHYTE	<p>"This symbol is used to expand the faith in one's heart in order to expand the faith in one-ness collectively.</p> <p>Use it by placing over and over into the Heart Chakra."</p>	"Aim for 10 minutes four times per day, or 15 minutes three times per day."

**Notes:** This symbol tends to deepen even *further* the level of purging to do with faith. So feelings of confusion, loss of purpose, loss of faith and direction may continue to come to the surface on an even deeper note. Healing in dreams may also deepen. The important point here is not to give up if things are difficult. Epicrophyte mentions the "black box" in his introduction to this level. The black box represents or holds some of the deepest, darkest parts of your heart that **MOST** need healing; the parts that currently lack love. So expect some challenges in order to heal these very deep wounds. But, remember that once healed, you will hold more space for love and have more ability to shine that love out for all.

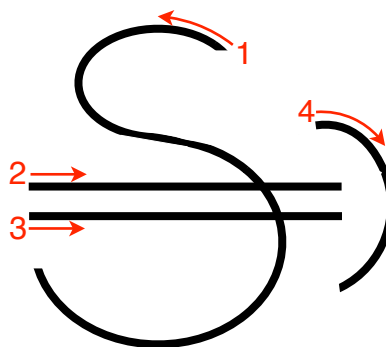
Symbol 3

# DAYS 5 & 6: PEROPHYTE

*(Pronounced Peer - oh - fite)*



PEROPHYTE



HOW TO DRAW PEROPHYTE

Days	Symbol	Epicrophyte's Comments	Frequency
5 & 6	PEROPHYTE	<p>"The enchanting." Allowing a deepening of one's true purpose; of one's truth. There is much healing at this level as we delve deeper into resistances and traumas locked away.</p> <p>The way to bring more light is to remove more darkness. Make way for the light!</p> <p>Draw the symbol four times around your body at North, South, East and West (<i>i.e head, feet, left side, right side</i>). Allow it to form an energy 'shield' and work it's power within you. "</p>	<p>"Sit for 5-8 minutes each time, perhaps with relaxing music.</p> <p>Perform this as many times as possible throughout the first day (aim for 6-8 times).</p> <p>On the second day you can aim for less, 4-6 times."</p>


**Notes:** This symbol has a lovely relaxing energy with it whilst still furthering our healing in our faith and love. In order to fit the symbol practice in 8 times during the day, this works out to be approximately every two hours, so it might pay to plan this day ahead to allow you enough time to complete your symbol practice.

After the third time you practice with the symbol, you may like to try expanding the energy shield further. To do this, place the symbol around your body in more places than the original four. For example try adding it in behind you, in front of you etc. The more symbols, the more intense the energy. Aim to increase the symbols gradually.

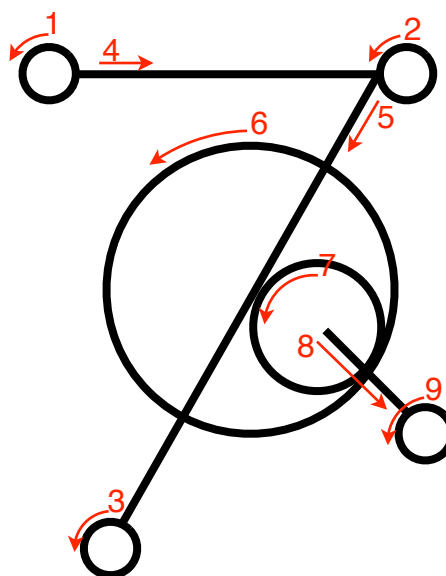
Symbol 4

# DAYS 7 & 8: EPEZOMYTE

*(Pronounced Epp - pee - zom - mite)*



EPEZOMYTE



HOW TO DRAW EPEZOMYTE

Days	Symbol	Epicrophyte's Comments	Frequency
7 & 8	EPEZOMYTE	<p>"The completion. The Preservation 'cap'.</p> <p>Place into Heart, Crown and Solar Plexus Chakras.</p> <p>Here we are 'preserving' or 'completing the download' of the new energies uncovered. An enriching experience.</p> <p>Go forth with more vigour and understanding in who you are.</p> <p>Enjoy the tranquility."</p>	<p>"Allow the energies of this symbol to wash over you for 10 minutes, 3-4 times per day."</p>

**Notes:** This symbol appears to be less intensive than the previous symbols, however there are still the tail-ends of whatever 'splinters' you are working on to remove. Emotions may still be coming to the surface for purging. Our energetic vibration is now increasing at this level.

#### **4. ADDITIONAL MESSAGE FOR THIS LEVEL:**

During their time practicing this level, Marty and Gerry received some additional information about The New Consciousness and it is perhaps important to include it here should you wish to incorporate this new understanding into your life at this time. There is no “practice” to complete, it may just simply be of some benefit to reflect on this information to help you on your pathway forward.

It has been conveyed to us that the single most notable difference between the old consciousness and The New Consciousness is the shift in understanding from needing to take from others in order to benefit ourselves.

In the old consciousness, our understanding is that we need to ‘take’ in order to receive. However in The New Consciousness our understanding evolves so that we now see that ‘giving’ to others is the best way that we will receive for ourselves. The exact words that were channelled were:

**“IN THE OLD CONSCIOUSNESS  
WE HAD TO TAKE FROM OTHERS  
IN ORDER TO RECEIVE.**

**IN THE NEW CONSCIOUSNESS  
WE HAVE TO GIVE TO OTHERS  
IN ORDER TO RECEIVE”**



In this way, our actions naturally and progressively evolve so that we are far more able to create these types of altruistic intentions towards benefitting others. This simply comes from a new understanding in the fundamental laws of our reality.

We were also told that this will be where much of our pain lies - in the transition from the old to new consciousness. As we transition away from the ‘taking from others’ philosophy into the new understanding that giving is the best way forward, we can sometimes feel that we are losing out or not winning.

As a result, we may feel lost, confused, upset or even angry in any number of situations which may manifest during this transition phase. Perhaps many of us know these feelings already when we have been required to step outside our comfort zone, feeling the resistance which can sometimes arise from this.

It is important to understand that these “trying” or challenging times are simply a part of our evolution to a naturally altruistic and “giving” state of consciousness.

Overall, this change from ‘taking’ to ‘giving’ is apparently relevant at this stage of the Sorcebro Energy Suite, therefore you may wish to hold this information in the back of your mind whilst completing this level; or perhaps even meditate or reflect upon it.

## 5. HEALING INFORMATION: THE CHANGE CYCLE:

In our previous level, part three, we spoke about 'resistance' and the resistance cycle. We hope that you have gained some insight into your own resistances and perhaps your own resistance cycle after completing the Level Three Fortification Suite.

There may also have been more limiting beliefs coming to the surface for you, perhaps as the basis of those resistances. If so, continue your work on these beliefs and resistances, as healing these allows much more space for *love* to flow. After which you may begin to find differences in how you respond to situations, where you used to react in fear or anger, once healing begins more love flows. And consequently, the more love you have, karmically, the more love you will receive. It's great to break those negative karmic patterns and generate some good karma instead!

*Keep up the great work!*

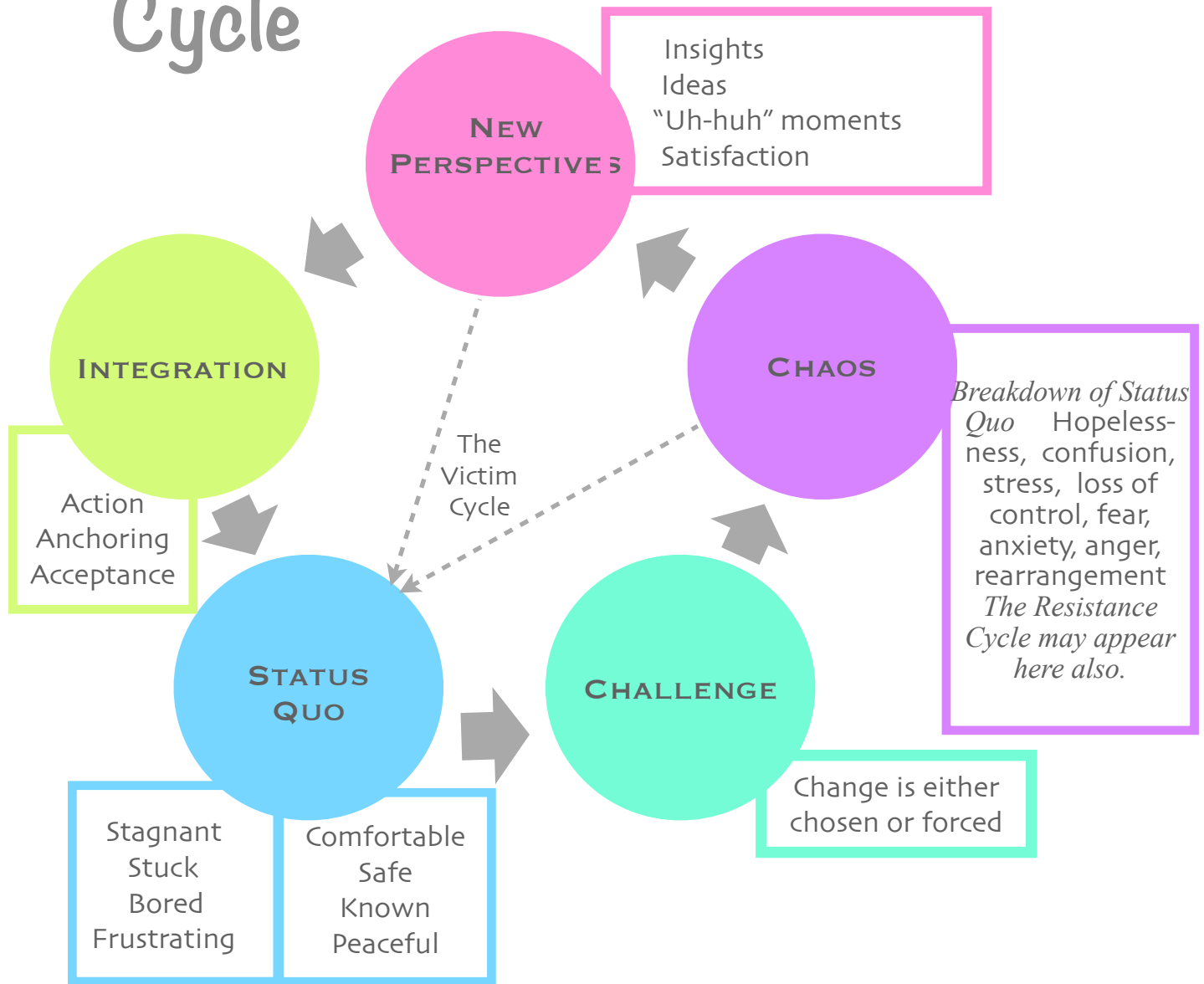
\*\*\*

Moving forward on our healing journey, we are now going to look at another 'cycle' which incorporates both our limiting beliefs and our resistances. It is called the change cycle, or the cycle of change.

Anytime in life when we are faced with something that challenges us (a change), we go through a series of 'stages' as outlined in the diagram on the next page. This cycle is extremely important in our healing and growth journey, because if we can understand where we are in the change cycle, it can help make life just a little bit easier at the time, simply by having a bigger-picture understanding of what's going on. Especially when we are in the tough parts!



# The Change Cycle



Now that you have seen the change cycle diagram, we will look at each of the five stages in more detail:



**1. Status Quo:** This is our 'home' stage. It's the time when everything is running as it should, when things are comfortable and easy and there are no out of the ordinary worries or fears. It's our comfort zone and our normal day-to-day life.

However, after spending an amount of time in Status Quo, we can become a little bored with the 'norm'. We can then seek a change, or in some circumstances, change is thrust upon us (for example being made redundant). We then move into the next state 'challenge'.

**2. Challenge:** This is when we either choose to move from, or are pushed out of, our comfort zone. Something happens to take us out of our normal day-to-day life and it can be exciting....or scary, depending on the circumstances. For example 'yay, I'm going traveling' is an exciting change that we might instigate in order to get out of our mundane routines. But the death of a close friend or family member can be a painful challenge forced upon us. Either way, whether chosen or forced, our status quo is now gone and we move through the cycle into the next state, chaos.



**3. Chaos:** Chaos is probably the most difficult state in the change cycle and it is here that an understanding of the cycle can be most beneficial. In chaos, we effectively 'break down' our status quo. It can literally feel like our life is breaking down (or that we are), with things turning completely upside-down. Chaos brings about many emotions as we try to deal with the change that has happened. A lot of fear can come to the surface, whether it's an excited fear ("ooh I wonder what exciting things I will do on holiday?") or a terrifying fear ("how am I going to pay the bills with no job?").



Our **resistance cycle** can also very commonly appear here in chaos, as often we will resist the change that has happened. Whilst in chaos you may continually be cycling your resistance cycle; a cycle within a cycle so to say.

In the event of a painful chaos stage, the most important things to know and remember are:

- ★ It is temporary! Although it may not feel like it at the time, it *will* come to an end.
- ★ Some form of breakdown *HAS* to happen in order for new growth to come through. Take the acorn for example; it literally has to break in half in order to let the green growth through. You cannot be prepared for what *sort* of breakdown will happen, but you can prepare yourself by knowing that *some form* of breakdown *will* happen.
- ★ There are only two ways out of the chaos stage:
  1. By standing in the pain of the chaos for long enough, *something will happen*, but you have to stay there long enough to let it happen. This point cannot be stressed enough! Our temptation is to get away from the pain and not 'sit in it', but in order for something to change, we need to hang in there until that 'something' happens. That 'something' is usually new perspectives - those light-bulb moments or epiphanies when you suddenly realise what you need to do. At that point you have finally broken the chaos stage and are now moving through into the "New Perspectives" stage.
  2. The second way out of the chaos stage is via what we call the victim cycle. This is when we simply choose not to handle what is happening in chaos, we resist the change, no new perspectives are gained and we return to our status quo. Usually what happens after that is that the challenge reappears, we move back into chaos and then back to status quo again. Many, many people live their whole lives in this victim cycle!

*The chaos stage can last for any length of time, depending on what the circumstances are. However, if you are consciously AWARE that you are in the chaos stage, and can reassure yourself that things are going to be ok, then it makes that suffering more endurable. Its like knowing that there is a light at then end of the tunnel; it makes such a difference. You can also take proactive steps to help throughout this stage too, such as:*

- ☒ Getting extra support from family or friends
- ☒ Getting support from a healer, therapist or life-coach
- ☒ Taking time out to "sit" in the chaos (e.g. taking a few days off work or spending the day in bed, processing things and allowing them to just 'be'.
- ☒ Taking good care of yourself by receiving a form of healing from someone else; e.g. massage, spiritual healing, aromatherapy, reflexology etc (these help to move the energy also).
- ☒ Performing self-healing i.e doing what you need to do to help move the energy e.g. running, dancing, singing, gardening etc.



Overall, the most important thing is that you *do what you need to do* in the chaos stage - and that you don't beat yourself up if you do return to status quo again via the victim cycle. Sometimes we need to do this cycle a few times before we can reach those light-bulb moments or epiphanies. But when we do, it *is* worth it!



**4. New Perspectives:** After finally making it out of our chaos, we enter into the new perspectives stage of the change cycle. This is a wonderful time where we realise what all the pain and suffering has been for and we realise what we need to do in order to move forward. It's the "I get it" or "uh hah!" moments. This is a good time to congratulate yourself on your hard work!

However, the hard work is not yet completely over, as there is also a chance here in the 'new perspectives' stage that you could return to the victim cycle and make your way back to status quo again.

What we need to do in order to make our way through to the next stage 'integration', is to start to concrete those new ideas into our life. These new perspectives or ideas are only helpful if we take **action** on them! If we choose to act, concrete or anchor these ideas in our life, then we move forward to the 'integration' stage. If we chose to let those new perspectives slip and do not action them, we go

back to our status quo again. Again, it may take a few victim cycles to reach the integration stage. Don't beat yourself up, just be aware!

**5. Integration:** As we said above, the integration stage is the "action" phase where we act on our new ideas or new perspectives. There can be a lot of changes in this stage, as we make room to concrete in the new ideas. For example, if our new perspective was 'my health is really important to me' then the integration stage may be a time of planning how you are going to look after your health more. You could concrete in tasks such as a yearly check-up, exercising 30 minutes a day, reducing your cholesterol etc. But these must be goals, not dreams!



*The difference between a goal and a dream is the timeframe.*

You need to action it and make it happen, otherwise you will return back to the old status quo again.

If you are able to action the new changes in your life and concrete them in, then you continue on the cycle by reaching status quo again. However, very importantly, this is a NEW status quo. You have moved yourself up a level and this new level then becomes your new “comfort zone”, your new “normal”. Enjoy it!

Upon reflecting on this most crucial concept of the change cycle, you may also realise that in fact, you are working through many different stages of the change cycle at any time. You might find your career at the new perspectives stage, perhaps your fitness is in the chaos stage, your social circumstances at the status quo stage.

Whatever the case may be, you may find that there are cycles within cycles within cycles as you move through each aspect of your life, now with a different understanding. You may find it beneficial to now simply reflect on your current life circumstances through the eyes of the change cycle and see what additional insights or realisations you can gain about your life, in order to help you on your pathway forward.



And this is precisely what happens on our healing journey also. As we take these attunements and do these practices, we are given the opportunity to heal things in our life. We go through the change cycle, sometimes resisting the healing work and sometimes resisting the new ideas that come to us through these types of vibrationally uplifting work.

In most cases, through the energy based healing work being done here, we are being allowed to create many new types of status quo in our life. It is almost like we are being guided through this change cycle many times over and that our hard work is continually bringing us around to the idea of a new and more love filled status quo.

Most importantly, it is always good to celebrate our achievements and to show gratitude for the help is getting us to where we have now reached. These celebrations could be what “keep us going” when times are tough.

We hope you enjoy your new understanding of the change cycle and that you are able to apply it to your life in many, many ways. A good idea is to keep the change cycle diagram handy (e.g on the fridge) while you are going through big changes, in order to keep yourself aware. Remember also the importance of helping yourself through the difficult phases by getting the support that you need.



## **6. FINAL COMMENTS:**

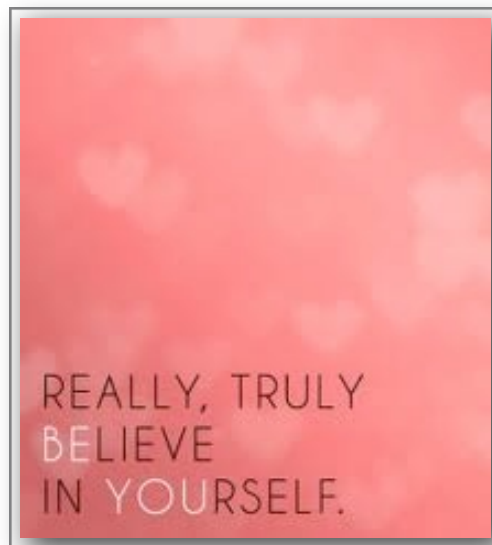
We congratulate you on receiving the next level of energies in the Sorcebro Energy Suite!

We wish you well on your pathway forward, armed with much awareness on resistances, limiting beliefs and now the change cycle. We do hope that you are able to apply some of this information in your daily life, to help ease any suffering you may be going through on your healing journey.

And if you are not experiencing any suffering, then wonderful! Keep your awareness high so that you may be able to help others with the information you have learned. What a wonderful gift to offer someone.

We also hope that the the Preservation energies help you to develop your faith further; faith in yourself and faith in humanity. Please note that the healing frequencies will continue to do their work after the completion of this level, so you may wish to take an extra week or so off before commencing on with Part Five, The Love Oracle.

The fifth and final part of the Malibro Phase in the Sorcebro Energy Suite is The Love Oracle. This 14 day, one-symbol energy healing work helps us to evolve a deepened sense of love. Part 5 - The Love Oracle can be started [after 3-6 days](#) from the completion of The Preservation Suite.



*May you walk forward on your healing journey for the benefit of all beings. May you help others where you are able and may you help yourself, through tough and good times, to be a better person, more love filled and altruistic by nature. May the healing light of the Sorcebro Energy Suite shine through you, for all. And may you continue on your path with faith and hope.*

**LOVE INSPIRATION &  
MAITRI FOUNDATION**



*Love Inspiration*  
Learn • Heal • Awaken

## *The Unified Pathway To Light*

### CHAPTER TWO: THE SORCEBRO ENERGY SUITE LEVEL ONE: MALIBRO

#### PART FIVE: THE LOVE ORACLE

---

##### INTRODUCING ‘THE LOVE ORACLE’:

Welcome to this fifth and final part of the Malibro level! This now marks the completion of this first level within The Sorcebro Energy Suite with only the Corsicro level still to complete from here. By now you are using your newly manifested love consciousness for ways to help the betterment of all beings and you are thanked graciously for this very important work on yourself, and of course on all.

This ending chapter of the Malibro level brings a reward of a deepened sense of love, as explained by our new guide for this level, Hexathon, in his words below:

---

#### *The Love Oracle*

“Behind all doorways to the conscious realm, we find many, many obstacles. The Love Oracle is here, being downloaded at this time in order to help unlock those doorways. To help us to foresee our truth, without pain and suffering. Why are we all so scared of our truth? Because it means eliminating all of our fears and shining our brightest most truthful light.

Fear of our true pathway is a cloud that covers our sun. It is temporary and can be removed with love.”

The Love Oracle (Level 5) is here to:

**“STRENGTHEN YOUR RESISTANCE TO THE  
FEARS BLOCKING YOUR PATHWAY BY  
ALLOWING A TRUE EXPANSION OF THE  
DEEPEST LOVE ELEMENT WITHIN YOU.”**



“The practice is taken over 14 days and will allow you to build, each day, a new level of love strength within you. Over the 14 days the love strengthening will peak around days 7-8, where the most intensive practice will be. Towards the end of the 14 day practice, the practice begins to reduce as the fortified love energies begin to acclimatise to you. Expect some subtle yet valuable changes to happen over the 14 day period. You have worked hard to reach this level and now The Love Oracle brings you the gifts that you worked hard for. The intensive cleansing that has been taking place over the first four levels has been to make ‘room’ for these fantastic new and strengthened love insights for the further development of the love consciousness within you.

Allow yourself the time to **redefine** what love is. Change your understanding. **DEEPEN** your understanding. This is the time to fully absorb the love element and to bring it into fruition within your conscious psyche. Do not be fooled into thinking that you are learning something new dear ones - for this is simply your inner truth blossoming. That which you have known for many, many eons. Allow the love to come to the surface and make note of any changes in definition or understanding that arise. These are the gifts of The Love Oracle.

For now, we wish you well on your resting days before commencing The Love Oracle practice. There will be many gifts brought forward to you through this practice, so use your time wisely not only to complete the practice, but perhaps to meditate or intertwine yourself with the deepness of your heart. For it is here that your understanding will deepen.

Meditation however is not the main focus here dear ones - do not be pressured into performing acts that are not comfortable for you. The insights will find their way into your conscious thought through whatever means you most enjoy. Whether it be reading, sleeping, sunbathing, gardening, art-work or dance. You will find the deepened sensations of love in **YOUR** places, not those belonging to others.

We hope that this information has been of guidance to you on this pathway forward. We look forward to watching over you as your practice unfolds. Remember to **USE** the heart.....it is a gift you have been given and within the old consciousness, one that we barely use. Step forward into the new light; step into The New Consciousness with a deepened sense of wealth and abundance through the heart. Through the centre.

Through the core of who you actually are.

With love and divine blessings,  
Until we meet again.”

~ Hexathon (speaker for the 219th plateau or realm of one-ness)



---

We hope that you will enjoy this next 14 day period of deepened love discovery as you enjoy another very significant step upwards in energetic vibration!

---



**CONTENTS:**

Content	Page
Introducing 'The Love Oracle'	58
1. Outline Of The Love Oracle	60
2. Instructions For Using The Love Oracle	61
3. Symbol - Hartitron	62
4. Additional Message For This Level	64
5. Random Acts Of Kindness (RAoK)	65
6. The Art Of Offering	66
7. Final Comments	68



**1. OUTLINE OF THE LOVE ORACLE:**

As we have just read from these truly blessed words, The Love Oracle is a level which helps us in awakening further towards the infinite love vibration which resides within us. It is about deepening our understanding of love, in every way, so that we may connect to our sacred heart space in whatever way works best for us.

The Love Oracle provides us with a 14 day practice which helps us to connect to a deeply loving source of energy so that we are able to fill ourselves up with the vibration of love. As they have said to us, this practice is only made possible through the hard work done in the previous four parts of the Malibro level as these have helped us to cleanse, heal and purify away much negativity and dirt from within.

This process has left us with much space to be filled and The Love Oracle is a 14 day practice which focuses on helping us to fill this space with pure and divine love. The Love Oracle can be started 3-6 days after completion of Part 4 The Preservation Suite and it is an "intensive love strengthening" as Hexathon explained in his message above.



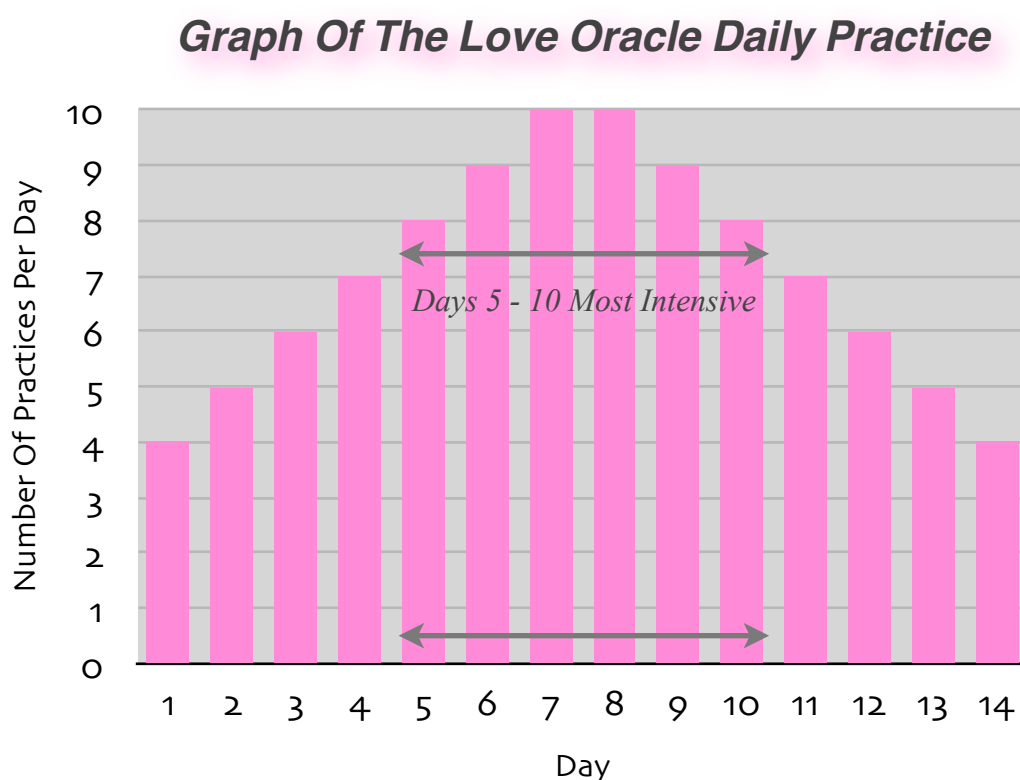
## 2. INSTRUCTIONS FOR USING THE LOVE ORACLE:

The Love Oracle takes 14 days to complete and there is just one symbol which is to be worked with over this 14 day period. The practice takes around 2-3 minutes as we project the symbol into each of [the seven chakras](#), starting at the Crown Chakra and working downwards.

This practice is then to be repeated several times per day, over the 14 days as you can see in the table below. You will notice that there is a crescendo of sorts around days 7 & 8 and this seems to help to integrate these frequencies into our consciousness in the best possible way.

Accordingly, the practice time in these days may be slightly more intensive than other days so if you need to, it is often a good idea to do some planning as to the days which these practices fall on. Perhaps choosing a weekend for days 7 & 8 is a good idea to ensure that you can do these 10 times per day practices. You may also wish to use your phone or another alarm device to help you in remembering when you need to do these types of practices.

Day	Number Of 2-3 Minute Practices To Aim For Each Day
1	4
2	5
3	6
4	7
5	8
6	9
7	10
8	10
9	9
10	8
11	7
12	6
13	5
14	4



*As we have mentioned above, you will note that the practice intensifies towards the middle of the 14 day period. This is in line with the instructions received from Hexathon with days 5 - 10 being the most intensive.*



The symbol seems to do what it needs to do even without us consciously asking it to 'spin' or 'shine'. Therefore, please do not be disheartened with using the same symbol for 14 days! Some people may feel some parts of themselves shifting or moving whilst others may feel very little. Always remember that it is doing exactly what it needs to do; and quite incredibly so!

If you wish to extend your practice or you wish to work with this symbol's vibration after you have finished your Love Oracle practice, then the earth can always do with your help! You can send the Hartitron symbol down into the core of mother earth during or after your own practice. You may also wish to imagine a small but infinite universe in front you and perhaps project Hartitron into this whole universe ..... Your intention is king!

If you have taken the Maitrijusha attunement then the Hartitron symbol works well in conjunction with this Master symbol also, so please feel free to play around with this in your own meditation and healing work.

During the 14 days there may again be some more healing issues coming to the surface and it may feel like you are re-experiencing the same issues over again. This can be disheartening and can sometimes leave you with the feeling that you are not moving forwards.

However please remember that healing always works in layers and that each layer is a slightly deeper healing of the issue, so progress *is* still being made. By continually feeling these healing issues returning again and again, be it physical pain or mental or emotional issues, please understand that this is part of the release from within you.

For Marty and Gerry, there was a significant deepening in the healing work that occurred as they reached day five, which then continued to intensify up until days 7 and 8. The healing occurring here can feel very deep. For those who wish to release things as they sleep, please set your intention before sleeping, something like "May all my dirt and negativity be released through my dreams please, in order to benefit all!"

If you can also, remember to keep your mind focused on "giving" rather than "taking" as this seems to be an important message as we move forwards still into higher frequencies of love. The more you give, the happier you feel AND the more you receive! This information may further help in this very exciting healing transition.



#### 4. ADDITIONAL MESSAGE FOR THIS LEVEL:

Whilst working through this level, we received additional information about the symbol healing path which we will now pass onto you. During a meditation, the Guides explained that when we are 'attuned' to different energy symbols and frequencies of energy, these energies do not just help us while we are working with them at that time, but their frequency stays within us permanently. Each frequency is like receiving a book - we are the library *collecting* the different frequencies within us; the book is not discarded after we have read it so-to-speak.

This is different to the original understanding which we had, that of each energy frequency simply helping us at the time and then dispersing. What the guides said during this level is that each book or energy frequency is actually like adding another cell to a battery, or like adding another lightbulb to a dark room. There is an accumulative effect.

Most importantly, this accumulative effect means that each time we shine our own light, we are shining it out through all of these frequencies also, making us like a giant prism of light with many reflective surfaces, not just one.

This would also hold true for the energetic frequencies that we have received for all levels of Celestine Reiki, Prophestine Reiki and the Ecliptine Light. Whilst these frequencies were not received through symbols per-se, they are most certainly frequencies which are now embedded into your consciousness and now shine in every situation for the benefit of all.

These are just more reasons to continue on our healing pathway to helping others!

The intensive 14 days of healing being experienced during this level then is due to the robust and reflective energies of the symbol Hartitron. It takes our bodies 14 days of intensive healing to make enough space in our library for this very important book. This is the first time in this healing path that we have worked with one symbol for such an intensive period, and this shows us how powerful this symbol is; to have required 14 days of work to receive it.

So a mighty congratulations on completing this intensive level and receiving the light of Hartitron! May you shine your now very prism'd and radiant light outwards for all to benefit from!

We again remind you that the weeks following this level may continue to see many energies being purged as a result of your healing work during this Love Oracle. Marty and Gerry themselves found that their healing continued very strongly and continued to bring many issues to the surface for expulsion for several weeks after completion of the 14 days. This is a good time to continue practice with everything you have learned to date! For example mantras, invoking the Celestine, Prophestine & Ecliptine energies and also the Maitrijusha & Maitrijusha-Ni symbols if you have taken these teaching. It is also a good time to continually remember about the change from "taking" to "giving", as much of the healing issues arising may be connected to these changes. Also remember that you are being pushed and squeezed for your own benefit and for the benefit of all!



And lastly, another wonderful way to help you through the ensuing weeks after completion of this level - and of course that can be used at ALL times also, is the art of *giving*. And a great and exciting way to do this is through random acts of kindness.....

## **5. RANDOM ACTS OF KINDNESS (RAOK):**

'Random Acts of Kindness' or RAoK for short, are helpful things that we can do for another or others to simply help to make their life happier, easier and more pleasant. Many years ago, it would appear that RAoK were a standard part of life, however nowadays, unfortunately these have slipped as we become more busy and more stressed in our own lives.

With our birthing into The New Consciousness where we are being asked to embrace the idea of 'giving' rather than 'taking', it is now time to rekindle with RAoK. A few days ago I was walking past a doorway where a young woman was struggling to push her bicycle through the door. Without even thinking, I helped her with the door so she could get her bike through more easily. She looked most exhausted, probably having biked home after a long day at work and of course was most grateful. It was after this event that I realised how even the smallest acts can be so incredibly helpful for another.

And the great thing about RAoK is that they make us feel good too. It's a win-win situation with benefits for all beings. It is also something which is now likely to resonate more and more with you and after all this energy based healing work, it is likely that you will now 'feel the love' so to speak a lot more than perhaps you were previously able to.

How many times have you heard the phrase "pay it forward"? This was a very inspiring movie from the year 2000 teaching us that when someone did a RAoK for us, instead of paying them back - we could pay it forward by offering a RAoK to someone else.

What a beautiful way to live! Paying it forward and in doing random acts of kindness. Perhaps you might like to set yourself a challenge over the coming weeks to perform RAoK each day. Here are just a few of thousands of ideas:

- ♥ Making or buying a coffee for someone
- ♥ Holding the door open for someone
- ♥ Give someone a genuine complement
- ♥ Letting someone go in front of you in a line
- ♥ Write a loving email to someone who has made a difference in your life
- ♥ Pick up some rubbish (for our earth)
- ♥ Be a designated (sober) driver
- ♥ Give or send someone some flowers
- ♥ Cook a delicious meal for someone
- ♥ Help someone with their housework / cleaning
- ♥ Give someone a hug
- ♥ Pay for someones parking



How can we not enjoy helping others and performing Random Acts Of Kindness with love!? And of course, Love Inspiration would love to hear about your RAoK's - let's keep inspiring others!

## 6. THE ART OF OFFERING:

As we prepare ourselves for moving into the Corsicro level where we will be delving deeper into an understanding of giving, offering and receiving, it is here at this completion stage of Malibro that we humbly encourage you to make an offering, before commencing with the Corsicro energies.

As our guides explained to us, an offering shows a sign of commitment to, and respect for, the teachings and energies that are being received. And as you can read from the below message, it also helps us to purify and heal at a deeper level as we move through these energies.

As always, it is the intention behind an offering that is so important, rather than the actual thing or amount being given. For example, even a small offering given with the deep intention to benefit all will help to bring about a wonderful inflow of energy for your healing pathway into these higher levels of consciousness.

In simple terms, each loving, kind or generous action we do allows us to clear away more of our karma and therefore improve our own karmic circumstances. As our Guides explain:



---

“This is as it is in the law of Karma; when one opens to giving, then one shall receive in direct line with what is intended and what is offered. The size of the offering is not as important as the intention behind it, however it should be noted that an offering is also a volume that is representative of what you are able to give.

Offering plays an important role in the retribution of karmic circumstances and it is these circumstances that encompass the volume of energies you are able to receive. We do not wish these words to sound threatening or to be misunderstood, however it is important to understand the karmic scale and the energies associated with it.

When we offer anything, be it love, wisdom, charity, physical items or service, we are making an offering as purification for our own karmic circumstances. This of course, is not the entire reason for an offering - and if you make it so then the karma is of course lessened, however it stands to reason that the more you put in, the more you get out - the more you offer, the more you receive.

It is indeed this simple. Karma does not take into account the tangled web of thinking or intended actions of the ego, but rather the purity of the heart and the non-egoic, perhaps ‘unintended’ actions. It is out of the utmost respect for, and commitment to, the benefit of all that any offering will reach its highest love potential.

In short we simply wish to determine that there is a mainstreamed understanding of cause and effect - and that offerings are indeed a simple and love filled momentum to carry you forward to higher levels of vibration. It is your choice, as always, whether to make an offering however education in this area is indeed a fundamental part of one’s growth and acclimatisation towards the new love consciousness.



Money is an egoic form of payment; love is and will become the new means of exchange in the higher vibrations as you, and the world as you know it, reaches them. Making an offering comes from the heart. Remember this, as your ego will indeed 'kick in' and try to fight to continue it's control.

At the deepest form of healing is the relinquishment of the all-encompassing ego. This is a step-by-step process and is not something that simply happens 'over night', so please give yourself time and love as you make the transition further into the art of offering - for the benefit of all."

---

Overall, this is a teaching that can bring much joy, love and happiness into our life and something we hope will bring a more deepened understanding of the idea of Karma and that offerings can be a very simple and love filled way to bring momentum to your journey towards the light.

As always, it is your choice whether you wish to make an offering here as part of your onward healing journey and we hope that should you choose to do so, any offering made is given from your heart and with love. Please be sure to set your intention to benefit all prior to making your offering.



What a wonderful place our world will be to live when we all learn the positive benefits that offering and love can bring into our life. May we all learn to relinquish our egoic tendencies as we embrace the art of offering with love, light and gratitude for the benefit of all.

### *Key points for offering:*

- ♥ **Intention** - offer sincerely, with love and always for the benefit of all.
- ♥ **Volume (Amount)** - offer what you can without egoic control (if the ego starts fighting the volume or what you are giving, then this is a good indicator or reference point for you. It is a sign that your ego is weakening and your love centre is strengthening).
- ♥ **Compassion** - remember there are always those less-fortunate than yourself. Offering is a wonderful way to reduce your ego and expand more love.
- ♥ **Progress** - offering is a progressional art form - start by offering different amounts and (different things if you wish) and see how it feels. Then challenge yourself to offer more and more. Your ability to give will become easier the more you practice it - and your energetic growth will love you for it.
- ♥ **Receiving** - an often overlooked part of offering is receiving. Receive with love and stupendous gratitude, always.



## 7. FINAL COMMENTS:

We wish to congratulate you on making it to the end of the Level One Malibro in The Sorcebro Energy Suite. Part 5 has been an intensive 14 days bringing to the surface much healing and we do hope that it has helped you to strengthen your resolve, heal some sufferings and bring some beautiful changes into your consciousness. Even if you are not yet aware of them, there will be different perspectives rising over the coming weeks.

We would also like this opportunity to offer our sincerest thanks to you for your work on this Ascension Pathway. The collective consciousness needs your work more than ever to help bring about a new way of life; a new consciousness and love-filled living.



As we all walk this path towards closer truth and light, we are guided by those above. Here to help us in every way they are always at our sides throughout these energetic upgrades. Each and every one of us on this journey is supported and held in highest regard by those helping and guiding us on this journey. From here we wish you well on your journey forward and look forward to seeing you again for the second level of The Sorcebro Energy Suite, Corsicro.

Corsicro Part A - The Malanite Oval can be started after 42 days from the completion of The Love Oracle. During this time, you may wish to do a small 'refresher' course by reading through the Malibro levels, or perhaps just take some time to digest the information which you have received in these past months. Please remember that this 42-day resting timeframe

is indeed required - and is very important for the digestion & assimilation of the energies. For more information on the importance of the Ascension Pathway timeframes please see the below FAQs:

- [Is it important to complete the resting days in between the Ascension Pathway practices?](#)
- [Do I need to follow the prescribed timeframes given in each Ascension Pathway ebook?](#)

If you are someone who has moved through these levels quite quickly, this 42 day period can be one of consolidation as we more deeply merge the information contained in these teachings into our own consciousness. Marty and Gerry themselves often find it very helpful to re-read or re-digest some of the practices and materials within the Volume 1 - Celestine Series or other teachings as a way of further developing on their pathway forwards.

And finally, please remember your offering and your random acts of kindness! These will serve you and others well on your healing journey forwards.

*With love-filled consciousness and supreme blessings,*

**LOVE INSPIRATION &  
MAITRI FOUNDATION**



*Welcome to*  
**The Sorcebro  
Energy Suite**



*Level Two:*  
**Corsicro**



*Love Inspiration*

*Learn • Heal • Awaken*

## *The Unified Pathway To Light*

### CHAPTER TWO: THE SORCEBRO ENERGY SUITE LEVEL TWO: CORSICRO

#### PART A: THE MALANITE OVAL & PART B: THE ODONITE SEQUEL

---

##### INTRODUCING LEVEL TWO - CORSICRO:

Welcome to the second and final level of the Sorcebro Energy Suite. We welcome you with love and energetic arms open wide to this beautiful step up on your Ascension Pathway!

After completing the five parts of the Malibro level, we hope that you have enjoyed plenty of reflection and digestion time before embarking on this new step. The forty-two days is a specific pre-determined amount of time between the Malibro and Corsicro levels, however if you have chosen to take longer time than this, please rest assured that you have given yourself the exactly perfect amount of time. Divine timing works in beautiful and wondrous ways!

In this new level, Corsicro, it appears that the teachings are more concise and perhaps smaller in volume than previous levels. We believe that this is because most of what we are developing or learning or expanding in this level is to be learn't through our own experiences after the attunements have taken place.

There certainly seems to be an expansion on the oneness concept, along with a more cemented commitment to our invocations and to helping "all". As always, whilst expanding our new love consciousness, the practice of giving in order to receive is paramount & we undertake practice in this at the end of the part two sequel.

Again, with our deepest love and sincerity, we welcome you and humbly invite you into this new level of ascension! May your light shine brighter and more wondrously than ever before in order to benefit all.



## CONTENTS:

Content	Page
Introducing Level Two - Corsicro	70
1. Introduction & Outline Of The Corsicro Level	71
2. Part A - The Malanite Oval	72
3. Instructions For Receiving The Malanite Oval Attunement	74
4. Final Comments For The Malanite Oval	77
5. Introducing The Odonite Sequel	77
6. Instructions For Receiving The Odonite Sequel Attunement:	78
7. Offering, Giving & Receiving	81
8. Insights & Messages After 21 Days of Giving, Offering & Receiving	85
9. The Thirteen Scrolls Of The New Love Consciousness	87
10. An Additional Note On Interconnected Healing	88
11. Advanced Usui & Kundalini Courses (Optional)	89
12. Final Comments	90

### 1. INTRODUCTION & OUTLINE OF THE CORSICRO LEVEL:

Welcome to Corsicro! Much of the information provided in this level has been channelled directly from the Corsicro guides - The Starlight Enterprises 442. Here is their welcome:

“With love and grace we thank you for persevering over this timeframe. It has been an important break for you between the end of the Malibro and the beginning of Corsicro.

For all we would recommend 42 days between these (phases/levels). This is because the attunements are only a PART of your healing; real life circumstances and scenarios must play out in order for you to heal and vibrate at differing levels, allowing the consciousness to evolve.



Think back to what you have encountered and learned over the past time period from Malibro end. There has been a lot to digest for you have uncovered much, much more about yourself than you consciously realise. Small and new micro-pathways have been developing and changing the way you act, think, behave and connect. Much of the work you have been doing to date through these series of teachings has been foundational work - firstly stripping bare the old and secondly slowly rebuilding with love and elegance. We are most delighted that you have continued to join us on this pathway. We are always watching over you and with love, guiding you and your pathway with ultimate and unconditional love.”

Blessings be. With love.

The Starlight Enterprises 442



We hope you enjoyed The Starlight Enterprise’s words; there are many more to come however for now, please find below the outline and attunement timeframes for the Corsicro level. Corsicro is split into two parts: Parts A & B, with the total Corsicro level taking approximately 5 weeks to complete.

Part	Name	Time To Complete	Next Attunement TimeFrame (from previous level)	Theme / Info
Level One: CORSICRO				
A	The Malanite Oval	1 day	Minimum of 42 days after completing Malibro level	Clearing old consciousness ‘files’
B	The Odonite Sequel	1 day + 21 days practice	12 - 14 days after The Malanite Oval	The practice of giving

## 2. PART A - THE MALANITE OVAL:

The Corsicro levels were downloaded in January 2014 and appear to be relatively more simple than the previous levels with regards to the *practices* that are required. Note however that this does not mean that the learning in this level is more simple!

Most of the information received in the Malanite Oval was in fact channelled so please enjoy these teachings directly from these transmissions:

“The Malanite Oval is an energetic sphere of light that is implanted within the beings’ energy horizon. It forms an atmospheric conditioning for the brain waves and allows alterations in the states of one’s own consciousness. The work continues.

It is not by chance that you have reached this level in the Sorcebro energies. It has been through dire, difficult and painful sequences of energy healings that you have begun to understand your own truth elements and fractures in this part of life.



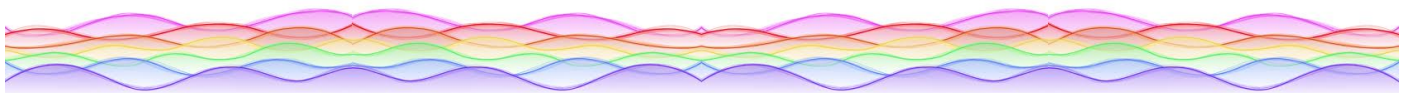
This sphere of energetic light will be transcended into your consciousness on the accepting or taking of this Part A attunement. It sits within the brain energy field to help acclimatise for a period of 7 - 17 days before it then embeds itself into the consciousness. Please do not feel the fear or uncertainty of this “procedure” as you would call it, for it is simply another “upgrade” in your spiritual understanding.

There are many times on this journey that you will uncover many and more complicated understandings of your truth - however it is important to realise that this path is one of chosen acceptance and that you are able to - and entitled to - walk away at any stage you wish. We understand however that you have made many sacrifices to date and that you wish to persevere for the ‘betterment of all’. We enjoy this statement as it energetically vibrates with love and understanding, however you may now wish to change your phrases to seek more light in your understandings.

*“I am open to the light of the new understanding in order to benefit all.”*

*“I open to the new love light that is here with me now and forever,  
in order to my evolve my purpose so that I may help all.”*

*“I open to the sharing of information and the connective-ness that we call oneness. I open to the understanding that we are all indeed connected and that there is no separation as we understand it. I open to the freedom of guidance from my truest heart centre and from my true centre.”*





We note here that the phrases have changed from using the term “all beings”, to “all”. We suspect that this is to widen the perspective or meaning of “all” further. We also note the increased emphasis on connected-ness or oneness.

### **3. INSTRUCTIONS FOR RECEIVING THE MALANITE OVAL ATTUNEMENT:**

The attunement process will only need to be completed once and immediately afterward, it can often be nice to give yourself some time to rest and digest the energies that have been received from the attunement.

---

**IMPORTANT REMINDER:** When you activated the energies for this ebook (on Page III), this has activated all of the energies and attunements for the entire ebook. Therefore, you can simply follow along with the below instructions to receive these energies with love!

---

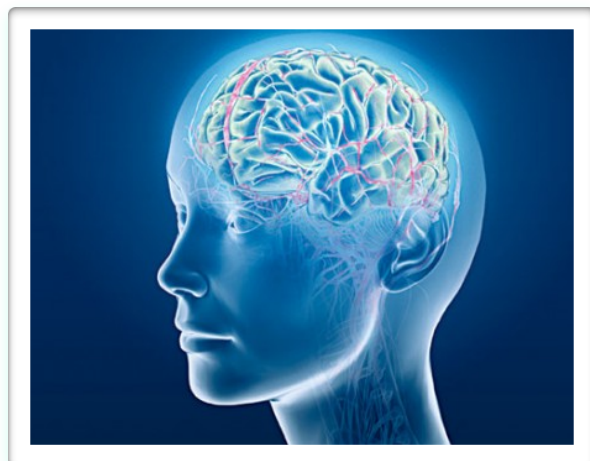
We hope that you enjoy this deeply sacred and loving experience and may it bring you to higher states of vibration, understanding and love. Here are the guide's instructions for the attunement for The Malanite Oval:

---

“These attunements (Part A & B) will take a significantly longer time period than any previous attunements due to their complex and intrinsic nature. We would therefore recommend an hour of your time. It is not a requirement to be sitting in an upright position however one should ensure that one's energy lines are not tangled - i.e arms and legs are not crossed or folded in any way. The flatter or ‘longer’ you are able to sit (or perhaps lie is best), the better.



Place yourself in an undisturbed environment with a timer of sorts to indicate when your hour is up. You may find that during your time your mind drifts to and fro - and this is not a problem, nor is it a mistake. As you receive the energetic attunement the old conscious mind will try to “dart for cover” in an attempt to hide its



true self from the changes. Therefore old memories and ideas, diagrams, images and /or photographs, embedded will be rearranged. Please note again that this is not detrimental. You will not lose precious memories of your loved ones when they were younger, or your security codes or telephone numbers!

We simply mean to say that the conscious mind will undergo a reshuffling in order to make room for the expansion that occurs in the sequel.



### Attunement Invocation:



**"With love, I ask to receive the Sorcebro Energy Suite Level Two Corsicro, Part A, The Malanite Oval attunement.**

**I am hereby ready to receive, with love, understanding, humility, grace and acceptance, my role as a carrier of the sphere of the light. I accept my truth, my innocence and embrace and unfold my ignorance so that I too may reach the higher realms of consciousness. With love I accept this energetic attunement knowing that I am, we are, - all one.**

**Thankyou, thankyou, thankyou."**

(During your attunement it may be a good idea to have the invocation written on a piece of paper so that you may continuously re-read it.)

There are seventeen sets of energetic frequencies (symbols) that we have placed into this attunement. You are no longer required to receive individual frequencies from specific symbols as in previous levels of these teachings. The energies have become too intrinsic and entailed for them to be constantly drawn and redrawn. We have therefore embedded these energies into the words. Please ensure these are the exact words used in the attunement - as each syllable is important as an energetic conduit.



- (1) Start by resting and breathing gently for 5 minutes, releasing any tensions and day's worries and then begin your invocation.
- (2) Read the invocation three times and rest for a few minutes. Read it three times and rest for a few minutes. Read it three times and rest for a few minutes.
- (3) After this set of nine readings you are then able to rest and read the invocation as often as you feel, over the remaining time in the one hour bracket. The 'tuning' done in this process takes quite some time therefore please be patient throughout.
- (4) At the end of the one hour, repeat the invocation three times and then give thanks. Again, there is a specific "thankyou" for coding of the attunement energies.

**Closing Thankyou:**



**"I am here before you, I, us, as a member of the collective consciousness. I give thanks for my attunement and my entitlement to move through into this next phase of empowering my consciousness through love. I am open to receiving the harmonious one-ness transitions that are to occur through my perseverance and dedication. With honour, I give thanks to all for the blessings on this pathway and I offer myself to the light of the new love consciousness so that all may reunite, become whole and infinite. Through the power of love, I ask to become infinite, peaceful and energetically free from all suffering so that my love being can transcend further into the love continuum. With grace, I shine further and brighter than ever before and in turn I ask for the same for all.**

**Love and blessings be. With my sincerest thanks, [Name]"  
Thankyou, thankyou, thankyou."**

You will note here that in the completion or closing of the attunement we ask for you to state your name. This is in fact a similar binding agreement in order to seal the "contract" or specifics of your attunement.

It is "upping the anti" or increasing your commitment to your pathway.

Something which is required in order to proceed to the Sequel.

After receiving your attunement please wait 12-14 days before entering into the Level Two Sequel. You may wish to recite your attunement invocation at times when you remember it - not in order to re-invoke the attunement but to remind you of your focus in this timeframe and keep you integrated with the transferring energies. As Entity Gerry is picturing, we find that the refrigerator door or bathroom mirror or in your handbag is a good place to carry this invocation. You may also choose to re-recite the closing thankyou afterwards too.

We wish to remind you that during the attunement, you may feel some energy moving or perhaps you may feel almost nothing happen - and both are perfectly fine!



During her attunement, Gerry experienced her mind shuffling through old parts of her consciousness (lots of old memories & experiences coming through) with the feeling that the energies were going through her cellular memory and 'cataloguing' the old consciousness thoughts, actions & intentions - almost collating or gathering the old consciousness 'files' and placing them into an archive space. The collated archive file was then filled with white light, almost as if dissolving it or saying goodbye to it.

Please remember that all of this is done through the blessings of the attunement and through divine guidance. There is nothing 'required' for you to do other than to follow the instructions & open up to receiving the divinely guided assistance. This is the beauty of these energy based healing practices!

#### **4. FINAL COMMENTS FOR THE MALANITE OVAL:**

Please note that there is no practice required for The Malanite Oval. You are simply able to enjoy the changes in your energetic vibration throughout the 12-14 day period before beginning The Odonite Sequel.

For many of us, we will also need to let go of or release more of the old, unwanted energies from within. It seems that as we continue to bring in these loving and compassionate energies through the Sorcebro teachings, we also need to continue clearing room for this new level of love & understanding.

It feels as if this attunement has sealed off the healing that has been done since completing the Malibro level. Almost as if the Corsicro is an entirely new chapter! Wonderful!

With love and light - and for the benefit of all, we wish you well on your journey into The Odonite Sequel!



#### **5. INTRODUCING THE ODONITE SEQUEL:**

We wish to warmly and humbly welcome you to the second and final part of the Corsicro level and The Sorcebro Energy Suite. We hope that your 12-14 day period since taking The Malanite Oval attunement has been a wonderful and healing time.

Here is the welcome to The Odonite Sequel from the Corsicro guides, The Starlight Enterprises 442:



“The Level Two - or sequel as it may be called, is a hasty expansion of the energies within you. The elemental frequencies of one-ness that were altered in the prequel have now done their work and are resting and ready for the second phase in this, The Odonite Sequel.

It is with much love and Divine Assistance that we welcome you to this sequel of expansive love. With joy, we open our energetic arms to you and those around you who are helping you move forward on this pathway.

Energy changes that have been occurring in the Part A - Malanite signify your divine timing in order to receive the nurturing alignment of expansion in your love realm. In short or reduced terms, you are now fully ready to receive yet another upgrade, expansive in nature - within your consciousness.”

## 6. INSTRUCTIONS FOR RECEIVING THE ODONITE SEQUEL ATTUNEMENT:

Welcome to The Odonite Sequel. Like the previous attunement, this process will only need to be completed once and immediately afterward, it can often be nice to give yourself some time to rest and digest the energies that have been received from the attunement.

---

**IMPORTANT REMINDER:** When you activated the energies for this ebook (on Page III), this has activated all of the energies and attunements for the entire ebook. Therefore, you can simply follow along with the below instructions to receive these energies with love!

---

We hope that you enjoy this deeply sacred and loving experience and may it bring you to higher states of vibration, understanding and love. Here are the Guide's instructions for the attunement for The Odonite Sequel:

---

"The attunement process will be similar to that in part A however this attunement requires only 40 - 45 minutes. Please set your timer or indicator to allow you the freedom to completely immerse yourself in the invocation and the attunement energies.



- (1) Allow yourself time and space to complete the attunement and position yourself in a comfortable position with no energy lines crossed. We recommend sitting with legs outstretched or lying down.
- (2) Placing the palms in prayer position or whichever position you feel invokes the most energies and offers your humble self, repeat the invocation 14 times. (We apologise if this sounds extensive however the way that the energies work in this invocation is similar to that in part A. There are 42 sets of energetic frequencies within this invocation - embedded into each of the syllables as previously explained. And there is a requirement to repeat the invocation this many times in order to activate all of the frequencies or transmissions. Please ensure it is exactly 14 times.



The attunement invocation is written [on the page] below:

**Attunement Invocation:**



**"With love, I ask to receive the Sorcebro Energy Suite Level Two Corsicro Part B, The Odonite Sequel attunement.**

(Only repeat the following part 14 times:)

**"With love, I open to receiving the energies required. With peace, I welcome in this attunement. With grace, I offer myself to all. And with devotion I ask to transcend all past energetic frequencies in order to reach a higher state of understanding, a higher state of love and peace that will benefit all. I open my arms to the love and light of interconnectedness and I ask for all to reach the blessings that one-ness instills. I ask for the freedom of understanding and for goodwill, charity, and giving to unfold amongst all and for me to be a leader and empowerer of these energies. I ask to seek my truth through this pathway and with love I offer my all, for all. Thankyou and may these attunement blessings continue to shine for all."**

- (3) At the end of reciting this (14 times), please relax and allow the energies to come into, integrate and expand within you. There may be minimal feelings of energy movement throughout this process however please be reassured that it is indeed working - slowly, starting off small to begin with and accelerating as it is requested to do so.
- (4) There is no need to repeat the invocation again, however it may help to continue "opening up" to the energies throughout the relaxing period. Saying simply **"I am open and willing to receive for all"** will suffice. You may also wish to set your intention further for receiving these energies (things that are specific to you). For example - you may wish to say something like: **"Please help me to unfold further for the benefit of all, help me to release my judgement and anger. Please help me to be more patient and to communicate my truth stronger and clearer for the benefit of all."** (You are basically asking for help with anything you think you still need to work on within your consciousness). Remember that asking for help is more highly regarded if you can use the gift of "helping all", so you may wish to put that in your intention too.







- (5) At the end of the 45 or so minutes, place your hands into prayer position again and recite a thankyou prayer. There is no thankyou prayer given at this time for we are being guided to offer our very own thankyou. You have now received much information to date and it is time for you to branch into your own connected consciousness and speak your truth from your heart. Create a thankyou that you yourself wish to offer. This is most important that it is something **created by you** - and on behalf of all. You are being asked to branch out and use the Divine within. You can do it!

At the end of your attunement you may wish to change positions and simply rest for 10-15 minutes, allowing the energies to balance within you and allowing yourself time to re-assimilate into the world.

You have now completed the Corsicro phase of the Sorcebro suite.”


---

We wish to remind you that during the attunement, you may feel some energy moving or perhaps you may feel almost nothing happen - and both are perfectly fine!

During her attunement, Gerry experienced a lot of energy moving in conjunction with her intentions set. In this way, she would highly recommend that throughout the whole attunement (after finishing the invocation) that you continuously ask for help to remove old frequencies, energies, hurts etc. Gerry noticed that the more she asked for help and the more energies she asked to release, the more energy moved. At the end of the attunement, about 35-40 minutes in, Gerry saw masses of black snake-like energies purging out of her torso. She believes that these were the old energies being released and were directly in proportion to her intention (i.e. what she wanted to release plus her intention to benefit all).

In the hours after the attunement, Gerry experienced a hugely expansive feeling of having more room to “give”. Feeling more able to give even more than before. No doubt this was in preparation for the 21 days of practice (see next section).

Please remember that all of the work done in attunements is done through the blessings of the attunement and through divine guidance. There is nothing specifically ‘required’ for you to do other than to follow the instructions and open up to receiving the divinely guided assistance. You will receive the energies that you require in accordance with your own highest good and in accordance with your intention. This is the true beauty of these energy based healing practices!



## 7. OFFERING, GIVING & RECEIVING:

At the end of the attunement, the following information was received:

For a period of three weeks after completing the sequel, you may wish to practice daily a series of events:

- Offering
- Giving
- Receiving



Each day, lay yourself out the goal of offering, giving and receiving at least one thing in each category. You may do this meditatively or physically - whichever suits you best. If you commit to doing this, please ensure the full 21 days is completed (i.e. not half attempted). Set yourself the intention to grow and expand your energies of the new love consciousness further by offering, giving and receiving. The energies do not need to be completed in this order, however please ensure that each day, all three are completed at least once.

You may wish to keep a diary of what you offered, gave and received each day. Ask yourself questions like:

How did it feel?

What could you have done better?

How did it feel to receive that one thing?

Did you 'receive' something every day?

Did you give more than you received?

What conclusions can you draw from your practice?

Be open in your understanding of giving and receiving. Receiving could be something as simple as receiving a compliment or a thankyou. Giving could be a whole day of housework or gardening or simply giving a hug.

A lot of what we do in life is open for re-wiring or re-training & we have now reached a level of understanding in these series of teachings that enables us to start acting further and more deeply - by standing in our truth and wisdom and shining our light for all.



With oneness being integrated further and further into our mind streams we are open and ready for the unification of all. Through love we understand more, deepen our energies and experiences and carry the flame of The New Consciousness for all to benefit from. What small acts of kindness can you do today to help another? What random deed can you do in order to make our world a more healthy, fun & beautiful place to be? What goodness can you share with others in order to help them on their pathway.?

We are all one. Really, it is this simple.

Open your arms and embrace all that is around you - for you have and are everything that you need.



With love and great enterprising spirit, we offer to you our blessings.

Namaste / With love / Orchion (with highest goodwill)

**The Starlight Enterprises**

---

*Please note that it may be beneficial to re-read through your Malibro teachings & information during this 21 day period of offering, giving & receiving. As more healing comes to the surface it can be helpful to re-listen to the teachings already brought through to gain more perspective and understanding on your current situations.*

---

**Ways that you may approach your practice of offering, giving & receiving:**

Within their words, The Starlight Enterprises talk of us being open to the idea of offering, giving & receiving. They have invited us to explore these concepts for ourselves and to really digest their meaning more deeply as we move into this new layer of The New Consciousness via the attunements.

Each person will no doubt draw their own conclusions from this work however to help in sparking some inspiration about this practice, let us now briefly look at some introductory information about these three words.

**Offering:**

In the Eastern traditions, such as those observed in Hinduism or Buddhism, the process of offering is considered deeply sacred. You can see many temples and shrines where people have offered flowers, incense, food, water, money, artwork and many other treasures to show their love, gratitude and respect.

In the Tibetan Buddhist tradition also, we can see many examples of offering playing a key role in the religious practices as the monks offer their food up to the Buddha's for blessings every meal, before eating, in order to accumulate good karma so that they may move towards enlightenment, for the benefit of all.

There are also many spiritual practitioners who will work with these kinds of 'offering' type practices through meditation also. One example of this is where a meditator will continually offer 'themselves' up to their Guru, a Deity or perhaps to the Infinite Creator they call God.

The intention here is to allow oneself to let go of all of their attachments, including to themselves. To reduce the ego and to completely and utterly surrender to a higher frequency so much so that they become one with that pure and divine frequency. It is said that this kind of practice, when done with a positive intention to benefit all, is a very powerful and rewarding practice.

And if this seems a bit too much for you to handle right now, but you still wish to work with 'offering' practices through meditation, perhaps you may wish to offer up all of your beautiful memories from this life. Maybe you can mentally visualise a beautiful field of gardens, hills and countryside and offer this beautiful view up to a higher source.

In more practical terms, you may also wish to offer your skills or gifts to someone in this world, perhaps choosing to offer those things you love doing. Maybe you wish to offer your gifts of music, mathematics, song, poetry, building, meditation, gardening, cooking, running, healing, painting, organisational skills, computing etc and offer these to another with love.

And this is a wonderful prelude to our discussions about giving, as there is undoubtedly some overlap to be found between these two terms.



### **Giving & Receiving:**

The process of giving and receiving is something which is perhaps a little better known to us, instinctively. Perhaps this is because each and every day we always give and receive so much with each other in so many different ways, sometimes without even realising it!.

Whether it is the mechanic who fixes our car or the supermarket attendant who puts through our groceries; the man who helps us to find the DIY tool we are needing or the lady who does our nails. We are always giving and receiving all the time in our every day life.

For now, we ask that you put aside the idea of monetary compensation and just focus on the idea of giving and receiving. How can we give and receive each day and what insights can we gain about being more aware of the inter-relationship between giving, receiving and offering during this next 21 days?

Here are some ideas of how you may wish to give and receive in this next three weeks:

### **Some ideas for Giving:**

- ♥ giving a hug
- ♥ doing some housework
- ♥ doing some gardening
- ♥ random acts of kindness
- ♥ taking someone out for a meal
- ♥ taking someone out for a movie
- ♥ child minding
- ♥ baking someone a cake
- ♥ buying someone a coffee



### **Some ideas for Receiving:**

- ♥ receiving a hug
- ♥ receiving a compliment
- ♥ receiving someone's home baked cooking (good or bad)
- ♥ receiving a smile
- ♥ receiving help with something
- ♥ receiving the gift of someone listening
- ♥ receiving the beauty of a beautiful sunset



As always, we urge you to be creative with this and enjoy your learning and re-calibration of these different concepts. You have now received a fairly major upgrade via the attunement so what can you 'realise' from these practices?


## 8. INSIGHTS & MESSAGES AFTER 21 DAYS OF GIVING, OFFERING & RECEIVING:

On her 21st day of completing the offering, giving and receiving exercises, Gerry awoke to some intensive healing bringing new insights and messages about giving, offering and receiving. We hope that you will / have too!

The first teaching that Gerry received was that "sometimes we need to take a step back in order to move forward". The guides speak:

---

"Sometimes we need to fall back into old habits, old pathways and old thought patterns in order for us to experience a strengthening of our true spirit. For it is when we step back into our old ways, that sometimes we find a clearer way forward. When a pathway forward is not working, it is not necessarily because we have gone in the wrong direction, but more likely because we have not reached enough understanding in order to gain access forward."



We may reach or "hit" the same doorway over and over but without a vibration or understanding high enough we cannot unlock the door. We are all here to learn that giving and receiving are so very important in our life. However the understanding that comes under The New Consciousness is that we are all entitled to receive through love and understanding and **ACCEPTANCE** of who we truly are. Know that in giving we are offering another the opportunity to heighten their own love vibration and that this heightening benefits us all.

The New Consciousness is about sharing the knowledge, not holding it or keeping it tight or even worse, using it against someone. We are all here to learn from each other and not to be afraid to offer and give that which is our gift in each lifetime. Some of us may be labourers, some of us singers, dancers or writers. Some of us may be academics, clergy, teachers, orphanage workers. There is no right or wrong to which "profession" or career path you choose. There is simply your own gift to offer others. And in return, they can offer you theirs.

In this way we find it most appropriate to offer this information in order to restore balance and harmony back into the collective giving and receiving. We are not here to "produce" a new "currency" per se, in fact quite the opposite. We are here to help bring the knowledge and therefore love-power back into the hands of us as individuals, rather than hand it over to the conglomerates that use money and power in a way that is not benefitting all.





Open your arms to a new way forward. To a new love filled consciousness where we are all equal, where our time together is so important. Where we will merge our energies and skills to make our way of life a much higher and easily accessible pathway for all.

Start by offering what you have. What do you have? What skill and/or knowledge do you have to be able to pass on to others? How can you give and receive without the need for monetary gratification, for ego-clinging or for resentment?

How can we SHARE our knowledge and bring each of us closer together, uniting in the fact that we are all one.

Food for thought you might say.



Go well on your journey into the freedom of giving and receiving without fear, judgement or the need to be or do anything that doesn't feel right for you. Offer your skills and knowledge with love in order to benefit all. And know that by offering your own knowledge, you bring the collective consciousness closer to one ness and harmony."

---

What would our world look like if we all better understood the benefits of offering our gifts to others? What would our world look like if we were somehow able to organise communities in such a way that we could exchange our offerings in return for receiving someone else's gift of offering what they love.

What if we could receive a massage, a cooking lesson, art lessons, help in the garden or even help with your computer in return for doing something that we loved doing for someone else.

Surely this could help us to become a more sharing, brighter and more loving society? By doing these kind gestures for others and by sharing the information we all possess, surely it is possible to empower ourselves and empower our planet.



## 9. THE THIRTEEN SCROLLS OF THE NEW LOVE CONSCIOUSNESS:

Upon completion of The Odonite Sequel attunements and after your 21 day period of giving, offering and receiving, it is now time for us to introduce the final five scrolls within 'The Thirteen Scrolls Of The New Love Consciousness'. (You can find them in [Appendix 1](#) of this ebook.)

In the Ecliptine Light teachings you may have remembered that we introduced you to the first eight scrolls within this series of teachings and we hope that you have enjoyed the process of digesting these more thoroughly into your consciousness.

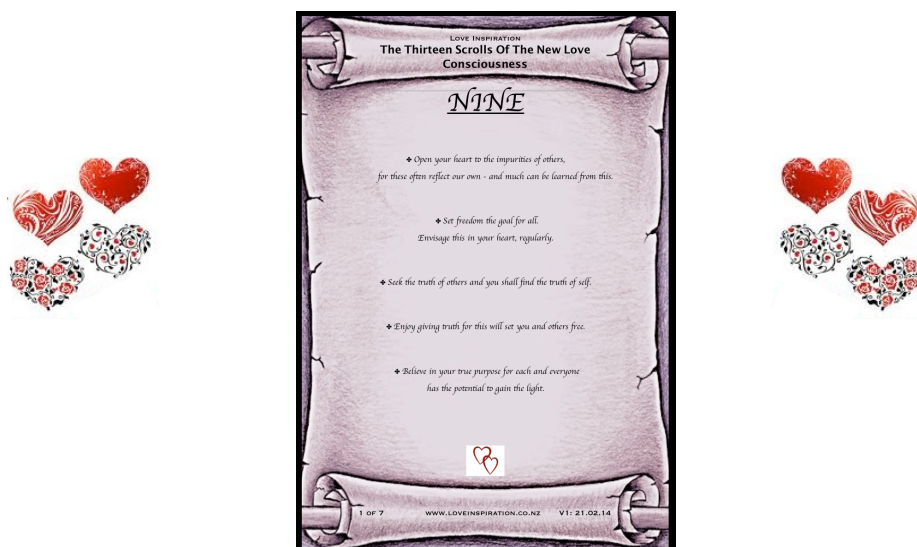
These thirteen scrolls have been brought through to us with the utmost love and purity and are here to help us to live a better, more love filled life with each other. May we all be divinely guided to lovingly embrace these philosophies, ideas and concepts and may this world move towards this most loving and pure vibration with ease, grace and humility - for the benefit of all!

As we mentioned during the Ecliptine Light level, it can be a good idea to read through each of these scrolls as you feel guided to on a regular basis. As we move towards these new vibrations of love, it is often by re-reading things that we can digest them further and more deeply as we move to higher and higher states of being.

This is often the case in most Dharma and Dharmic work. By re-reading and re-connecting to the teachings from higher and higher vibrations, we are better able to see a clearer picture as we read the messages from this state of higher awareness or understanding. We therefore may be able to pick up on certain things that didn't quite make sense to us before or perhaps there is something within these messages that just helps us to click something else into place.

This is a practice that Marty and Gerry themselves devote much time to. They always seem to pick up new understandings and new realisations from re-reading what has come through from the guides at various points of the Love Inspiration journey towards The New Consciousness.

For now, we hope that you enjoy these final five scrolls and may they bring you much love and understanding into your world. May you inspire others with your loving kind actions and intentions and may your divine light continue to radiate for all to benefit from in everything that you do!



## **10. AN ADDITIONAL NOTE ON INTERCONNECTED HEALING:**

As Marty and Gerry progressed through The Unified Pathway To Light teachings, and particularly at the Monimo Light level, they received the understanding that more energies can be unlocked and healed within a person if the people near to them are also undergoing healing and taking the attunements. For example, if you have a blockage related to an issue with a parent, then in some cases that blockage may only be completely healed if the parent is also able to release these healing energies from within them.

For example, perhaps someone has deep hurts caused by a perceived lack of love from their Mother or Father. In this instance, there is the healing for that person around the lack of love they perceived, but there is also the healing for the Mother or Father around why they were unable to give love at that time in the first place.

Although this is not always the case, sometimes, particularly with *very deep* issues, the healing is more robustly encompassed when the healing comes from different angles and through all people involved in that issue. This is something to bear in mind as you accelerate through the attunements and the layers of healing.

In addition to this, from a compassionate point of view, it can be wonderful to share healing energies with others to help them on their journey too. We are all inter-connected! Perhaps work colleagues, friends, acquaintances etc. May we all reach wonderful and beautiful states of happiness in our life!

So please, if you think that this Ascension Pathway may help anyone else that you know, feel free to introduce them to Love Inspiration and our teachings!





## 11. ADVANCED USUI & KUNDALINI COURSES (OPTIONAL):

Firstly, congratulations on completing The Sorcebro Energy Suite! If you have been completing Usui Reiki (Levels 1-3) and/or Kundalini Reiki (Levels 1-3) on your healing journey to date, then we are delighted to offer you our warmest congratulations for having now completed the Ascension Pathway prerequisite for the below advanced level courses.

### ▶ **Advanced Kundalini Healing (Levels 4-9)**

([download ebook here](#))

#### Ebook Prerequisites:

1. Have completed Kundalini Reiki Levels 1, 2 and 3
2. Have completed either of the Ascension Pathway ebooks:
  - a) The Unified Pathway To Light (Volume 2) OR
  - b) The Pathway To Light (Volume 2)




### ▶ **Advanced Usui Healing (Levels 4-6)**

([download ebook here](#))

#### Ebook Prerequisites:

1. Have completed Usui Reiki Levels 1, 2 and 3  
(*either Master Healer or Master Teacher*)
2. Have completed either of the Ascension Pathway ebooks:
  - a) The Unified Pathway To Light (Volume 2) OR
  - b) The Pathway To Light (Volume 2)



If you have not yet started Usui Reiki or Kundalini Reiki and would like to, please visit the [Usui Reiki webpage](#) and/or [Kundalini Reiki webpage](#) to view or download the Level 1 ebook.

*(Note that any Usui & Kundalini Reiki courses are completely optional and are not a compulsory part of the Ascension Pathway, however we're sure you will enjoy them should you choose to take them up!)*



## 12. FINAL COMMENTS:

We sincerely and warmly congratulate you on your completion of The Sorcebro Energy Suite! You have now been through eleven levels in The Celestine Series (Volume 1) and seven levels in The Sorcebro Energy Suite (Volume 2); a total of eighteen opening, expanding and consciousness developing levels! What an extraordinary effort!

If you would like a certificate for completing The Unified Pathway To light - Volume 2, please click on the link to be taken to our website where you can [download a certificate for this course](#) in PDF format. Simply print it out and fill it in as you wish. Congratulations!

We cannot express how grateful we are to you for walking on this Ascension Pathway. Every single micro piece of healing that you have embarked upon on your journey has helped the collective consciousness to unite and grow and expand even more into a new space of love, light and infinite purity so thank you!

The next step on this Ascension pathway is Volume 3 - The Pilgrimage, and we hope that you will continue to expand your love vibration by moving into this next level of growth and understanding. ***When you have completed your 21 days of giving, offering and receiving - and when you feel ready to embark on the next chapter, please simply download the Volume 3 ebook from our website and start receiving these beautiful blessings.***

Please note that there are no attunements or self healing practices required during The Pilgrimage - it is simply a personal journey of self exploration which helps you to receive a great many divine blessings and many new realisations!


We ask simply that you take a minimum of 3 months to complete for The Pilgrimage however there is no time limit for these energies to be received - so please take as long as your heart requires!

If you wish to, this 3 - 6 month pilgrimage time can also be a wonderful time to open up to new healing systems and energies such as those of [Usui Reiki](#), [Universal Reiki](#) or [Kundalini Reiki](#) or perhaps one of our [Master Level Symbols Courses](#). Or even to try out an [Ascension Healing Booster](#)!

This 3 - 6 month timeframe can also provide you with a good opportunity to continue reading through all of the Love Scrolls introduced so far and of course, this will be helping you to continually receive and open up to these beautiful new consciousness energies embedded within the scrolls.

In summary then, as we look forwards, we would definitely recommend moving into The Pilgrimage after your 21 day period of giving, offering and receiving has been completed. And after completing The Pilgrimage, we would again definitely recommend moving forwards into the Monimo Light teachings as these will be providing you with the largest step upwards in vibration so far.

As a general rule, it is our continued suggestion here that the Ascension Pathways be used as your main highway into Higher Consciousness whilst allowing yourself the freedom to learn other forms of energy based healing where you feel guided. (For example the Kundalini Reiki advanced levels which are now available to you.)



## THE UNIFIED PATHWAY TO LIGHT

### VOLUME 2 - THE SORCEBRO ENERGY SUITE

---

In this way, the profound energies of the Ascension Pathway can be complemented by a wonderful range of divine healing tools and techniques that can help to bring benefit, love and healing to yourself and to others. And what better way to accelerate your ascension journey than by accumulating a wonderful range of karmic merits by helping others to heal, purify and grow!

Above all, we ask simply that you follow your heart and listen to your inner feelings and divine intuition about deciding on the next steps forward for you. We wish to thank you from our hearts for reaching this point and we hope that you will be guided forwards on your own divinely unique journey into the light.


As a not for profit organisation, it is our deepest and sincerest wish that all beings attain ultimate liberation, freedom and everlasting happiness. We truly hope that you will be able to continue moving through this beautiful Ascension Pathway and may you enjoy all the profound internal benefits that come from this kind of deep healing & ascension based work.

For now, we truly hope that you will enjoy your new vibration and we look forward to seeing you again for The Pilgrimage after you have completed your 21 days of giving, offering and receiving.

*With many love inspired blessings,*

**THE STARLIGHT ENTERPRISES 442, LOVE INSPIRATION  
& MAITRI FOUNDATION**





### WOULD YOU LIKE TO HELP?

You have received these energies and teachings freely and with love due to the humble and altruistic grace of our donors, sponsors, teachers & translators. If you have enjoyed these energies and would like to help make them continually and freely available for others to heal, grow and awaken from, we lovingly invite you to help in the following ways:

- 💖 [MAKE A DONATION](#)
- 💖 [SPONSOR AN EBOOK](#)
- 💖 [HELP US FUNDRAISE](#)
- 💖 [DONATE A HEALING SESSION](#)
- 💖 [DONATE A REIKI EVENT](#)
- 💖 [SHARE WITH OTHERS](#)
- 💖 [TRANSLATE FOR OTHERS](#)
- 💖 [BECOME A TEACHER](#)
- 💖 [WRITE A TESTIMONIAL](#)
- 💖 [HELP US IMPROVE](#)

Your help enables Love Inspiration to continue offering ebooks and courses freely for the infinite benefit of all.

Blessings & Thankyou,  
**LOVE INSPIRATION & MAITRI FOUNDATION**

*Welcome to*  
**The Sorcebro  
Energy Suite**



Appendices



*Love Inspiration*

*Learn • Heal • Awaken*

**APPENDIX 1**  
**THE THIRTEEN SCROLLS**  
**OF THE NEW LOVE CONSCIOUSNESS (9 -13)**



LOVE INSPIRATION  
THE THIRTEEN SCROLLS OF  
THE NEW LOVE CONSCIOUSNESS

# NINE

❖ *Open your heart to the impurities of others,  
for these often reflect our own - and much can be learned from this.*

❖ *Set freedom the goal for all.  
Envisage this in your heart, regularly.*

❖ *Seek the truth of others and you shall find the truth of self.*

❖ *Enjoy giving truth for this will set you and others free.*

❖ *Believe in your true purpose for each and everyone  
has the potential to gain the light.*






LOVE INSPIRATION  
THE THIRTEEN SCROLLS OF  
THE NEW LOVE CONSCIOUSNESS

# TEN

## The Four Sections of Life



*The four sections of our life are made up of refined and distilled impurities. In section 1 we note the impurities to be somewhat large, misshapen (foul-shapen), embedded in the ego. In section 2 we note the impurities to be less rigid, less pronounced, more free flowing and less defined. In quadrant 3 we note the harmony balance to be strong. Here there is more freedom yet in some ways, more isolation. Particles of impurities in this phase are more difficult to see; therefore the light required here needs be brighter. There is no quadrant 4. After quadrant 3 is complete, the final stage is a full eclipse, an eclipse of the old and the new. Where time, nor understanding, hold boundaries.*

*This is the teaching of the Tenth love scroll.*

*Know and understand your own boundaries and then with love, release them.*





LOVE INSPIRATION  
THE THIRTEEN SCROLLS OF  
THE NEW LOVE CONSCIOUSNESS

TEN (cont'd)

- ❖ One achieves purity through limitless love. Dissolve and purify anything that limits your love capacity. Dig deep, for these may be well engrained.
- ❖ Expand the consciousness. Seek all that has not yet been revealed to you with love as the object, always.
- ❖ Behold your own inner wisdom, you were given this for a reason. May your blessings shine for all.
- ❖ Light the path to the unknown with love. Those who then follow in your footsteps have much to gain.
- ❖ Peace, tranquility and divine nature can be egoic concepts. Learn to define the heart from the mind (ego).





LOVE INSPIRATION  
THE THIRTEEN SCROLLS OF  
THE NEW LOVE CONSCIOUSNESS

# ELEVEN

❖ *As all is defined, define only as one.*

❖ *Unification of all is key.*

❖ *Know your responsibilities - and forgive yourself,  
for the entirety of your being does not depend on how others perceive you.  
Their light is your light and vice versa.*

❖ *The pathway to wisdom is not straight for a reason. Angles and curves create  
dimension. Dimension creates growth and cultivates joy.*

❖ *Inside each of us lies the heart of the fountain of purity.  
Drink from this often. Enjoy.*

❖ *The ego says 'apples and oranges are not comparable'.  
The flesh of love contains only the distinction of one-ness.*

❖ *Indulgence in life causes greed.  
Free yourself from this limiting circle of behaviour and belief.  
There is always enough for all.*





LOVE INSPIRATION  
THE THIRTEEN SCROLLS OF  
THE NEW LOVE CONSCIOUSNESS

## ELFVEN (cont'd)

❖ *Laughter and joy return us to the innocence from which we came.  
Enjoy this blessing and share it with others.*

❖ *Railroading conscious thoughts will not cause them to cross into the light. Use the  
power of your own inner thoughts to instead speak your truth.  
Learn this progressively.*

❖ *Poverty brings truth. There is never shame in truth.  
Light your fire with love, keep warm. For all will become your truth.*

❖ *Eyes see what the ego depicts. The heart feels what the ego can never. When viewing  
others, look from the heart, for the light of love shall show you the way home.*

❖ *All the Gods bring love. Spread your focus.*

❖ *Enhance your beliefs by believing in the power of one.  
The power of all, united and equal. Love is the bridge of unification.*





LOVE INSPIRATION  
THE THIRTEEN SCROLLS OF  
THE NEW LOVE CONSCIOUSNESS

# TWELVE

❖ *Love always seeks the highest truth.*

*Use love first.*

❖ *Love invokes freedom and freedom invokes love.*

*Nurture thy self and all.*

❖ *Be not afraid to dwell on past foreclosures; the truth is never hidden,  
it is only screened to those without love as their focus.*





LOVE INSPIRATION  
THE THIRTEEN SCROLLS OF  
THE NEW LOVE CONSCIOUSNESS

# THIRTEEN

❖ *For all who seek me, I shall answer with love.  
For all who betray me, I shall answer with love.  
Instil this within.*

❖ *My truth is not always your truth.  
Forgive others, set yourself free.*

❖ *I am who I am. Know thyself.*

❖ *The truth be told, I shall not lie.*

❖ *Imparting this life, I renounce all.  
With love, I renounce all. With this, I become free.*

*("With this I become free" means to be an infinite expanse of love, purity and freedom that we are simply unable to express in earthly words. It is the purest form of emptiness or divine understanding. It is the gift of one-ness.)*

***"The Thirteen Scrolls Of The New Love Consciousness have now been completed."***



**THE UNIFIED PATHWAY TO LIGHT**  
**VOLUME 2 - THE SORCEBRO ENERGY SUITE**

---

**FOR THE BENEFIT OF ALL**

May all be absolutely & infinitely happy and free from suffering