

The Unified Pathway To Light



Volume 1

The Celestine Series

Love Inspiration & Maitri Foundation

THE UNIFIED PATHWAY TO LIGHT
VOLUME 1 - THE CELESTINE SERIES



Love Inspiration

Learn • Heal • Awaken

WITH LOVE,
WE DEDICATE AND OFFER 'THE UNIFIED PATHWAY TO LIGHT'
TO GURU MAHASAMBODHI DHARMASANGHA,
FOR THE ABSOLUTE & INFINITE BENEFIT OF ALL.

May all be absolutely & infinitely happy and free from suffering



Copyright © Love Inspiration

The Love Inspiration Ascension Pathway

Phase I : Steps 1 - 7

STEPS	CONSCIOUSNESS LEVEL	EBOOKS	LINK
Phase I			
Step 1 - The Ascension Pathway	Moving towards The New Love Consciousness	Ebooks 1 - 8 (TUPTL = 9 ebooks, PTL = 8 ebooks)	<div> The Unified Pathway To Light <ul style="list-style-type: none"> • <i>The Unified Pathway To Light: Volumes 1-4 + Master</i> [Ebooks 1U, 2U, 3U, 4U, 4.1U] • <i>The Unified Pathway To Transcending The Light: Volumes 1-4</i> [Ebooks 5U, 6U, 7U, 8U] </div> <hr/> <div> Pathway To Light <ul style="list-style-type: none"> • <i>Pathway To Light</i> [Ebooks 1P - 8P] </div>
Step 2 - The Ascended Pathway	The New Love Consciousness & The New Truth Consciousness	Ebooks 9 - 18 (10 ebooks)	<ul style="list-style-type: none"> • <i>Blue Light: Volumes 1-4</i> [Ebooks 9 - 12] • <i>Ascended Pathway</i> [Ebooks 13 - 18]
Step 3 - The Crystal Pathway	The New Crystal Consciousness	Ebooks 19 - 28 (10 ebooks)	<ul style="list-style-type: none"> • <i>A Crystal Ascension: Volumes I-X</i>
Step 4 - The Diamond Pathway	The New Diamond Consciousness	Ebooks 29 - 36 (8 ebooks)	<ul style="list-style-type: none"> • <i>A Diamond Ascension: Volumes 1-8</i>
Step 5 - The Emerald Pathway	The New Emerald Consciousness	Ebooks 37 - 41 (5 ebooks)	<ul style="list-style-type: none"> • <i>The Emerald Awakening: Suites 1-4</i>
Step 6 - The Golden-White Light Pathway	The New Golden Consciousness & The New White Light Consciousness	Ebooks 42 - 49 (8 ebooks)	<ul style="list-style-type: none"> • <i>Golden Divinity: Volumes 1-3</i> [Ebooks 42 - 44] • <i>White Light Wisdom: Volumes 4-8</i> [Ebooks 45 - 49]
Step 7 - The Grand Ascension Pathway	The Grand New Golden Consciousness	Ebooks 50 - 56 (7 ebooks)	<ul style="list-style-type: none"> • <i>The Grand New Golden Journey: Volumes 1&2</i> [Ebooks 50 - 51] • <i>The Grand New Silver Journey: Volumes 3&4</i> [Ebooks 52 & 53] • <i>The Grand New White-Wisdom Journey: Volumes 5-7</i> [Ebooks 54-56]
Welcome to Phase II and The Maitri Levels of Consciousness!			

Prerequisites For This Ebook



Welcome!

There are no prerequisites for this course however please ensure that before you begin this Ascension Pathway you:

- 1) Have allowed yourself a minimum of 21 days from the completion of any other Love Inspiration ebook (eg. Usui Reiki, Kundalini Reiki, Divine Light etc)

Notes:

- a). The completion of an ebook means you have completed the whole ebook including all attunements, waiting times and compulsory daily / self healing practices.
- b). This 21 day period is recommended in order to give your body time to assimilate all the energies from the previous course, (so as not to overload your energy system). However if this is your first Love Inspiration course (i.e. you have not taken any attunements or courses previously) then you may begin this ebook immediately without waiting 21 days.

- 2) Have activated (unlocked) The Celestine Series energies and attunements using the activation code & instructions on the next page.

***Once you have unlocked the energies, you are ready to begin.
With love, we wish you well on your Celestine Series journey!***

Helpful Resources For This Ebook

[Sign up for free monthly Ascension Healing \(sent on the 11th of the month\)](#)
[Join the Love Inspiration Community Facebook Group](#)
[Download the Love Inspiration Handbook as an accompaniment to this ebook](#)
[Download the Ascension Pathway Insights ebook as an accompaniment to this ebook](#)
[Visit The Love Inspiration Ascension Pathway FAQ webpages](#)
[Visit our Free Music & Relaxation webpage](#)
[Accelerate Your Ascension Pathway](#)
[Sign up for an Ascension Healing Booster](#)
[Find out how you can help](#)
[Read our Disclaimer](#) and [Copyright Information](#)

THE UNIFIED PATHWAY TO LIGHT

VOLUME 1 - THE CELESTINE SERIES

ACTIVATING (UNLOCKING) THE CELESTINE SERIES ENERGIES:

Before opening up to these beautiful ascension energies, it is very important that you firstly activate or 'unlock' the energies & attunements in this ebook. Once this is completed, you will then be ready to begin!

The activation is a very simple process, done by yourself, using a specially embedded activation code to 'unlock' the energies in this ebook. The four step process is outlined below and should only take you around five minutes or so to complete.

(For more information about the activation codes or the activation process - please visit our [Activation Codes FAQ's](#)).



■ 1) Preparation:

Please sit or lie down, whichever is more comfortable for you, and ensure that you will not be disturbed for at least 5 minutes or so. Perhaps you wish to play some [healing or relaxing music](#), light some candles or burn some incense to create a nice ambience.

■ 2) Invocation:

Invoke the activation ('unlocking') by placing your hands together, fingertips touching in prayer position and saying the following:



**"With infinite grace, I ask humbly and clearly to activate the
energies & attunements of The Celestine Series.
With the unique activation code 7492804 may this be so.
May this activation benefit all beings.
Thankyou, thankyou, thankyou."**

■ 3) Receiving:

If you wish to, you can now just sit for a few minutes as the energies are unlocked for you. After this period of time, as you feel ready, you may wish to give thanks. The activation is now complete!

■ 4) Understanding:

Once you have completed your activation, we ask that you now read through - ["Activation Codes and Prescribed Timeframes"](#). This will only take around a minute or so and will help you to receive the maximum benefits from all of these healing energies, attunements and practices. After this, you are now ready to begin opening up and receiving these beautiful ascension energies! May you enjoy these with much love & light and with an intention to benefit all beings.



THE UNIFIED PATHWAY TO LIGHT

VOLUME 1 - THE CELESTINE SERIES

FOREWORD:

It is with much love and light that we welcome you here to this beautiful, divine and transformational Ascension Pathway - The Unified Pathway To Light.

The Unified Pathway To Light is our most direct Ascension Pathway and will be guiding you through a series of sophisticated energetic upgrades, ascension attunements and self healing practices as you walk towards the ever loving, peaceful and blissful vibration of The New 'Love' Consciousness.

As part of this series of ebooks, we will be offering you a complete and comprehensive ascension based system which includes all of the ascension based energies, divinely guided attunements and channeled teachings that were received by Love Inspiration over a number of years.

All of these teachings have been received from very pure consciousness and help to provide you with a clear and direct pathway into an ascended way of being. For those of you coming from other teachings and healing systems, you are welcomed here with love - these ascension based energies will surely be helping you to move forwards into even higher and more significant vibrations!

At various stages of this journey, we will be inviting you to open up to a number of our other healing courses, cleanses and Master Level energies as part of the ascension journey. And in this way, this Ascension Pathway is very much like travelling on a main highway; a highway which is very effectively and quickly guiding you to a place of unconditional love, divine light & infinite purity. This will often be accompanied by many beautiful internal feelings such as inner joy, peace, love, and wisdom as you walk closer and closer to a full ascension.



Therefore for those of you who are interested in doing very deep and significant healing in your life or for those who wish to receive a well rounded and comprehensive understanding of energy based healing, you have most certainly arrived at the right place!

As a not for profit organisation, Love Inspiration is dedicated towards helping to raise the vibration of the collective consciousness in the best possible way we can. We have asked Higher Consciousness many times to please help all beings reach full and complete liberation. May they be filled with joy and happiness and may they never suffer with any kind of ailment or imbalance. It seems that the Ascension Pathways have been an answer to this prayer.

Therefore, we lovingly suggest that you use this Ascension Pathway as your main highway into Higher Consciousness. By walking on this Ascension Pathway, level by level, attunement by attunement and ebook by ebook, you will be guided step by step towards very deep healing, significant purification and ultimately, a full ascension into [The New Consciousness](#).

You will also notice here throughout these teachings that there are some pauses and resting timeframes built in. These waiting times will be helping your consciousness to assimilate and digest the new energies being introduced and are a very important part of the ascension process.

We kindly ask that you adhere to these prescribed waiting timeframes and in many cases, this can be a great opportunity to open up and receive other teachings and healing systems. Above all, we ask simply that you be guided by your own heart and your own divine intuition! We are all very different and accordingly, we will all have a different journey into the light.

For now, we sincerely hope that you will enjoy this truly profound Ascension Pathway and may these beautiful energies help to bring much love, happiness and healing into your life!

THE UNIFIED PATHWAY TO LIGHT
VOLUME 1 - THE CELESTINE SERIES

CONTENTS:

Content	Page
Dedication	I
The Love Inspiration Ascension Pathway - Steps 1-8	II
Prerequisites & Helpful Resources	III
Activating (Unlocking) The Celestine Series Energies	IV
Foreword	V
Contents	VI
Understanding Ascension And The Love Inspiration Ascension Pathways	VII
An Overview Of This Ascension Pathway	IX
An Overview Of The Unified Pathway To Light	XIII
Phase One: Celestine Reiki - Level 1 - Celestine Reiki	1
Phase One: Celestine Reiki - Level 2 - Celestine Star Reiki	27
Phase One: Celestine Reiki - Level 3 - Celestine Gold Reiki	39
Phase One: Celestine Reiki - Level 4 - Celestine Emerald Green Reiki	55
Phase One: Celestine Reiki - Levels 5 & 6 - Celestine Violet Eclipse & Master Level Celestine White Light Emperor Reiki	72
Phase Two: Prophestine Reiki - Level 1 - Blue Lake Reiki	102
Phase Two: Prophestine Reiki - Level 2 - Black Knight Reiki	120
Phase Two: Prophestine Reiki - Level 3 - Master Level White Gold Reiki	132
Phase Three: Ecliptine Light - Levels 1 & 2 - Low Ecliptine & High Ecliptine	147
Appendix One: The Thirteen Scrolls Of The New Love Consciousness (1-8)	169

THE UNIFIED PATHWAY TO LIGHT

VOLUME 1 - THE CELESTINE SERIES

UNDERSTANDING ASCENSION AND THE LOVE INSPIRATION ASCENSION PATHWAYS:

As you start out on your ascension journey, we would like to take a few moments here to explain a little more about the idea of 'ascending' and what the term 'ascension' means to us, in order to help you on your journey.

For most people, when thinking about the word 'ascension', they will often think about the raising of a person's energetic vibration i.e. as they '*ascend*' to more love & light. And of course, this is a nice way to think about the concept of ascension. As we understand it, there are many kinds of techniques, methods and practices that can help you to *ascend* into higher and more harmonious vibrations of love & light with some being more effective than others.

In more recent times, the word 'ascension' has taken on a new meaning for Love Inspiration with the understanding that our Earth is currently being divinely guided upwards in energetic vibration towards what many channels, mediums and Gurus have described as a 'Golden Age' here on Earth.

As one example of this, with the establishment of Love Inspiration, we have been told on numerous occasions from a wide range of 'Higher Consciousness' entities, that the Earth (and her inhabitants) are currently moving through a very significant shift in energetic vibration; one which is steeped in love, unity and understanding.

In very simple terms, this shift in consciousness is being divinely guided and orchestrated in order to help us move from an 'egoic' based consciousness into a 'unified' consciousness, also referred to as a 'love based' consciousness.

And this is precisely what Love Inspiration's Ascension Pathway's are all about; helping you to accelerate the ascension process so that you can experience more love, light & purity beyond that which you have previously had access to.

Throughout this series of ebooks, the divinely guided energies, ascension attunements and wonderful healing practices will be unfolding a very effective means of purifying, evolving, growing & ascending as you are guided towards receiving a very significant influx of love & light from a range of Higher Consciousness entities over a series of many months.

Of course, we understand here that this concept of ascension is still very new to most, however it is something that Love Inspiration has been working with since it's conception in 2011. During this time, we have received two main 'Ascension Pathways' (and a variety of other secondary healing systems) which help with accelerating the process of ascension, for the ultimate benefit of all beings.

As we understand it, a big part of the shift from our current egoic consciousness into a more love based consciousness seems to manifest as an organic shift from intentions like 'how can I benefit myself' into intentions which are based in altruism & love e.g. 'how can I benefit *all with love*'.



THE UNIFIED PATHWAY TO LIGHT

VOLUME 1 - THE CELESTINE SERIES

The energies, attunements and healing practices within this series of ebooks will help you to very naturally and lovingly move towards these kinds of altruistic and benevolent intentions as you are guided towards feeling the immense benefits that come from these new energies and from a more loving & compassionate way of thinking.

Having now understood the overall purpose of these Ascension Pathways, it is also important to point out here that you will only need to ***move through one Ascension Pathway only***. We wish to point out here that both Ascension Pathways help to guide you towards the same destination however they do this in two slightly different ways.

○ **The Unified Pathway To Light** teachings guide you through a very uplifting set of self healing practices and attunements which are designed to uplift your consciousness as you ascend over a period of many months. As such, this pathway is more appropriate for those who are wishing to do meditation, self healing and personal growth and who are interested in cultivating altruistic intentions ***‘for the benefit of all’***.

○ **Pathway To Light** on the other hand offers a more healing session style of approach where the main focus is on healing the self. The energies do guide you towards an opening up to ‘benefitting all’ also however this is done more gradually (noting that this pathway is slightly longer in duration). There are no ‘self healing’ practices in the early stages of this pathway but rather, you will be offered a divinely uplifting set of healing attunements that will help to bring about the necessary changes in your consciousness over a period of many months.


Therefore, before you start on your Ascension Pathway, we strongly suggest that you take some time here to reflect and contemplate which Ascension Pathway suits you best. There is much information on our website to help you with choosing your pathway, both on the [Ascension Pathway webpages](#) and in our healing [FAQ’s](#).

Once you have decided the right pathway for you, we invite you to now move forwards on your chosen pathway so that you can evolve, grow and ascend closer towards [The New Consciousness](#) and to more love & light!

Finally, we also wish to point out here that on any pathway to ascension, there will always be a variety of healing issues being brought to the surface as you are guided towards releasing these in preparation for allowing more love into your consciousness.

As such, it is quite normal to feel a wide variety of different sensations as you move through these energies which include physical, mental or emotional imbalances, often called the [Healing Crisis](#). Please know that this is a very normal ‘side effect’ of any kind of holistic healing, purification and growth and should therefore be viewed as a very positive sign of ascension, healing & growth.

For now, we truly hope that you will enjoy these beautiful ascension energies and may they help to bring more love, light & purity into your life for the absolute and ultimate benefit of all.



THE UNIFIED PATHWAY TO LIGHT

VOLUME 1 - THE CELESTINE SERIES

AN OVERVIEW OF THIS ASCENSION PATHWAY:

By reading through each of the previous sections, you will now understand that there are two main Ascension Pathways that Love inspiration offers. You will have seen that these Ascension Pathways are our quickest and most direct route into Higher Consciousness and you will know that you only need to choose and then walk on one of these Ascension Pathways on your journey forwards. These have all been very important learnings as you set out on your ascension journey.



So here in this section, we now wish to provide you an overview of the full Ascension Pathway so that you can understand and see the exciting journey that lies ahead. Right now, you are reading through the first ebook of 'The Unified Pathway' and this Ascension Pathway is made up of two main components:

- **a) The Unified Pathway To Light** - this includes 4 main volumes or series of energies plus one additional Master & Master Teacher Level. All of these volumes are here to help you receive many kinds of ascension based energies as you lay the necessary energetic preparations for that which is to come. There is much deep healing and purification being experienced during this time and at each level, you will be guided towards releasing many old energies that no longer serve you for your journey forwards!
- **b) The Unified Pathway To Transcending The Light** - this is the sequel to The Unified Pathway To Light and again includes 4 main volumes or series of ascension based energies. Here, you will be guided very beautifully through a series of sophisticated energetic upgrades, vibrational uplifts in your consciousness and more deep healing and purification as you move towards the energetic vibration of [The New Consciousness](#).

These two components then, The Unified Pathway To Light and then The Unified Pathway To Transcending The Light make up 'The Unified Pathway' and again, this is our quickest and most direct pathway towards the beautiful and love filled vibration of The New Consciousness.

The reason why this is our quickest and most direct pathway (as opposed to the Pathway To Light energies) is because of the types of intentions being cultivated and generated here. For example, by opening up to these beautiful energies and healing practices, you will be guided towards working with an intention to 'benefit all beings'.

This is a concept which we will be talking about in much more detail as we progress through these teachings so for now, let us just say that there are many, many energetic benefits that come from cultivating these kinds of one-ness based intentions in our meditation and healing practices.



THE UNIFIED PATHWAY TO LIGHT

VOLUME 1 - THE CELESTINE SERIES

Once you have finished The Unified Pathway To Transcending The Light, this kind of thinking will very naturally be radiating from your energy and through your healing practices and of course, these intentions will also be very beautifully spilling over into your everyday life!

At this point, at the conclusion of The Unified Pathway To Transcending The Light, you will now be lovingly invited into The Ascended Pathway, beginning with Blue Light - Volume 1 - The Gateway.. Notice here then that the Ascension Pathways have helped you to prepare your energetic selves for the truly profound and exponentially expansional Ascended Pathway.

For it is here, during the Ascended Pathway, that you will be officially welcomed into the vibration of The New Consciousness. During the Ascended Pathways, there are a vast array of energetic rewards being shared with you and it is most certainly worth all of the time and energy spent to reach these beautiful teachings.

Also, it is important for us to point out here that as part of this journey, the vibrational steps upward become larger and larger with each and every level you move through so this is another wonderful incentive for continuing onwards and upwards as you explore and become more aware of your own truly infinite & divine nature.

And in addition to all of this, as you move through your Ascension Pathway journey, we will also be inviting you to open up to other energy based healing systems, divine cleanses and other magical healing energies along the way.



So please, sit back and enjoy the ride as you are guided very beautifully and lovingly into the vibration of The New Consciousness!

THE UNIFIED PATHWAY TO LIGHT

VOLUME 1 - THE CELESTINE SERIES

In the summary table below, you can see the full Step 1 Ascension Pathway that lies ahead along with the approximate timeframes of completion. We hope this helps to inspire you towards moving into an ascended state as you are guided beautifully into these higher consciousness states of being!

Step 1: Ascension Pathway			
NAME	VOLUME	EBOOK NAME	COMPLETION TIMEFRAME
The Unified Pathway To Light	1	The Celestine Series	4.5 months
	2	The Sorcebro Energy Suite	4.5 months
	3	The Pilgrimage	3 months
	4	Monimo Light	6 months
	Master	Master Level & Master Teacher Level	2 weeks
Total Completion Time for TUPTL = approx. 18.5 months			
The Unified Pathway To Transcending The Light	1	The Unified Truth	6 months
	2	The Diamon Ascension	6 months
	3	A New Light	6 months
	4	Crystal Transcension	3 weeks
Total Completion Time for TUPTTTL = approx. 19 months			
Total Completion Time for Step 1: Ascension Pathway = approx. 37.5months / 3years			
<i>You are then warmly invited to walk on Step 2: The Ascended Pathway</i>			

From the above table, we can see that these ascension based energies, divinely guided attunements and vibrational uplifts will be received over a period of many months, with each layer deepening your ascension experience as you are guided to heal & purify, layer by layer. As part of this journey, there may be times where you are feeling your impurities being released, whether this be through emotional challenges or perhaps a re-experiencing of physical ailments. Please know that this is all a very important part of the energy based healing journey & the ascension process and everything is always divinely guided for your own highest good.

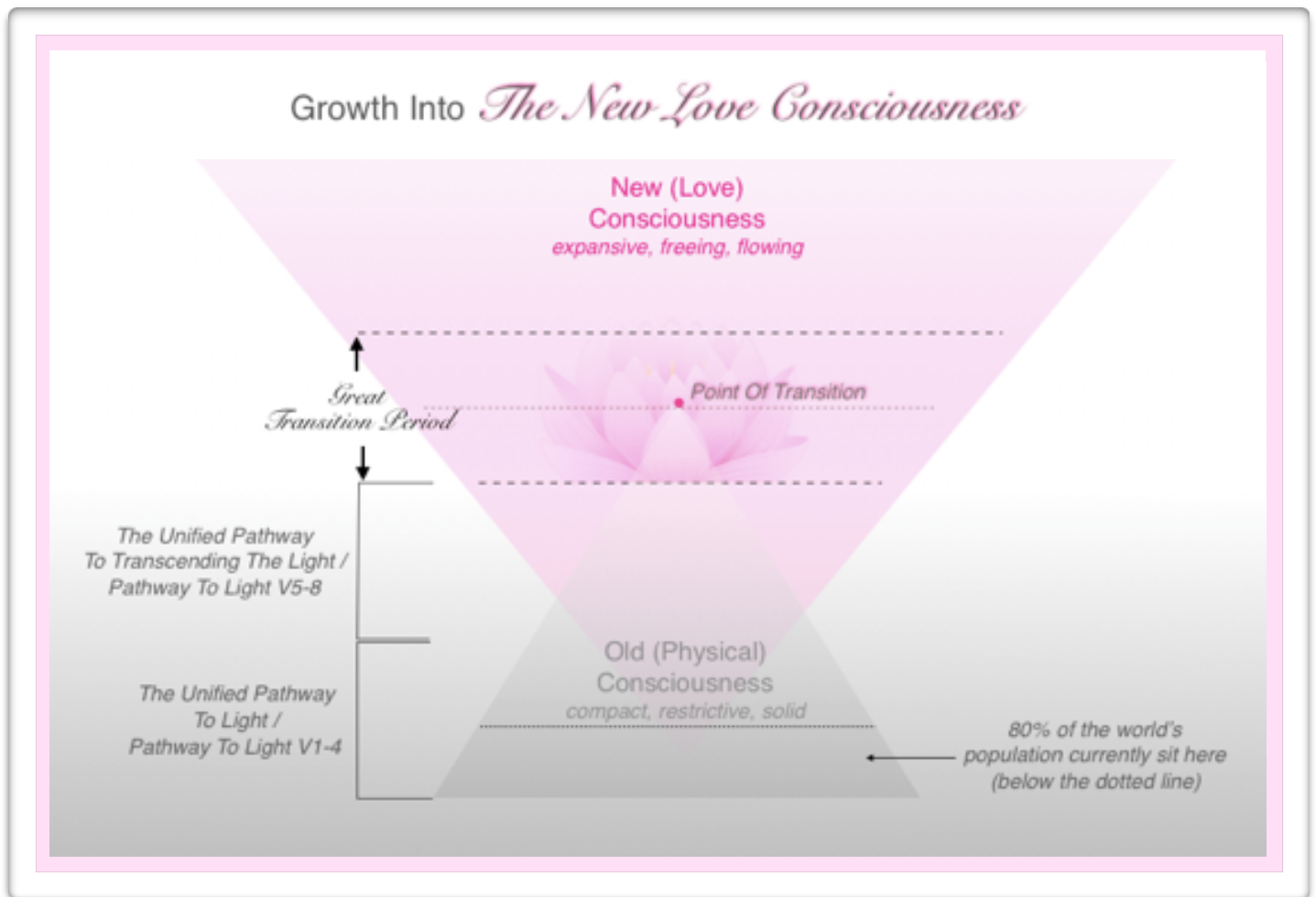
Please remember also that there is indeed much divine guidance on this Ascension Pathway with many kinds of beautiful energies and very Pure Spiritual Beings watching over you during this time. Marty and Gerry also personally wish you well on this journey and they hope you will find your beautiful love centre, your wisdom and your own truly divine purpose along the way.

THE UNIFIED PATHWAY TO LIGHT

VOLUME 1 - THE CELESTINE SERIES

Growth Into The New Love Consciousness:

The overview diagram below was shown to Gerry in November 2015 through a clairvoyant vision. To start with, it can help us to understand some of the differences between the old consciousness (solid, heavy, rigid and restrictive) and The New Consciousness (open, free flowing and deeply loving).



We can also see here that the Love Inspiration Ascension Pathways (both the Pathway To Light and The Unified Pathway) are able to provide an etheric bridge into what the Guides described to us as the Great Transition Period and ultimately, into the vibration of The New Consciousness. Within the Great Transition Period, the Guides have also pinpointed the actual point of transition and we are happy to share here that this point will be reached during The Ascended Pathway.

Sadly, as of November 2015, we can also see here that 80% of the world's population is residing or vibrating in the lower areas within the old consciousness. And with this, we hope that Love Inspiration can play it's small part to help people ascend through the Ascension Pathways. We are delighted that we can share this important information with you and as we've mentioned above, there will no doubt be challenges that lie in front of you as you open yourself up to these highly evolved and profound healing energies.

It is not always easy to face the internal darkness and release these old and unwanted energies from within, however to do so is to move towards a higher and more peaceful place of love, light and Higher Consciousness. We truly hope that you will enjoy your journey forwards and may it bring many divine blessings, love and understanding as you move into this beautiful new light!

THE UNIFIED PATHWAY TO LIGHT

VOLUME 1 - THE CELESTINE SERIES

AN OVERVIEW OF THE UNIFIED PATHWAY TO LIGHT:

Having now understood the important overview of the full Ascension Pathway, let us now focus in on this first aspect of the Unified Pathway - The Unified Pathway To Light. And with this, we again wish to welcome you here with much love & light. As we've mentioned in the previous sections, The Unified Pathway is the first series of energies in the overall pathway and will be helping you to receive a very significant series of ascension based energies that will help to promote deep healing and purification in preparation for all the energies that are still to come.

The Unified Pathway To Light is learnt over four main growth phases with each growth phase being slightly different in its approach to the meditation and self-healing practices. For each growth phase, you will be able to download an ebook which will provide you with all the necessary information and instructions about the healing energies, meditations and self-healing practices along with additional information that may also be helpful for you on your healing journey.

This is a very simple system of healing, personal growth and meditation and can be learnt by anyone regardless of previous experience, background or religious belief. Each of the practices are able to be done in around 10 - 15 minutes per day and can help you to feel more peace, relaxation and love into your life.

The four growth phases for The Unified Pathway To Light are as follows noting that the Master Levels will become available to you upon the completion of volume 4:

- ♥ **Volume 1 - The Celestine Series**
- ♥ **Volume 2 - The Sorcebro Energy Suite**
- ♥ **Volume 3 - The Pilgrimage**
- ♥ **Volume 4 - Monimo Light**
- ♥ **Master Level & Master Teacher Level**

As explained by the Guides, the intensity of healing within this system compounds and grows exponentially throughout each of these growth phases which effectively means that the steps up in vibration get larger and larger as you progress.

The first 3 growth phases then will be laying the very important and necessary groundwork and as such, they will be helping to pave the way for the very fast acceleration in vibrational uplift being experienced during the Monimo Light energies and through the Master Level. The Master Teacher Level is an optional step forwards and for those who accept this significant title, this can be a wonderful opportunity to then share these ascension energies with others as you feel guided to.



In order to help you understand the full Unified Pathway To Light journey, we have included a summary table in this section (a little further down). In the summary table, you will be able to see each of the ebooks and levels as well as the [prescribed timeframes of completion](#) all being mapped out for you. We hope that this helps to give you a very simple snapshot of the full Unified Pathway To Light.

THE UNIFIED PATHWAY TO LIGHT

VOLUME 1 - THE CELESTINE SERIES

And whilst we understand this is a lot of information to digest at the start of this journey, we always like to share a big picture perspective for each course & healing system so that you are able to see / map out the exciting journey that lies ahead.

Also, as mentioned briefly in the foreword, you will see that throughout these teachings, there are a number of [prescribed waiting times](#) or digestion times required in between the attunements or levels. Please know that these timeframes are minimum timeframes and should be seen as the minimum amount of time needed to digest the energies.

These waiting timeframes are very important as they will be allowing the new energies to be assimilated and digested deeply into your consciousness. The prescribed waiting timeframes have all been received directly from Higher Consciousness (those who were responsible for bringing through the energies) so with this in mind, we again lovingly suggest that you follow these correctly.

Let us reiterate here once more that these timeframes are minimum timeframes. So for those of you who may wish to take a break from these energies, attunements and healing practices at any time - please feel free to do so and then come back when you feel ready to move forwards. We understand that life can at times, be demanding and of course, these energies are flexible and can be received at your own pace and as you feel divinely guided.



Also, as you move through each of these levels and as you continue to progress into the higher levels, you will notice also that we will be inviting you to receive other energies and healing systems. By including these along the way, this is our way of suggesting other teachings that you may wish to learn as you open up to more light and help to provide a very thorough and well rounded understanding of energy based healing.

For now, we hope you enjoy the summary table of The Unified Pathway

To Light (on the next page) and we hope that you will enjoy opening up to receiving these beautiful and divine healing energies. May they help to bring much love, light and happiness into life!

GET THE MOST CURRENT VERSION OF THE UNIFIED PATHWAY TO LIGHT - VOLUME 1 EBOOK!

Please note that this ebook is updated as further information comes to light, therefore before you begin, and periodically throughout your attunements if you wish, please [visit our website](#) to check you have the most current version. The version number and date are listed in the bottom right hand corner of each page of the book and only the version on our website will always be the most current.



THE UNIFIED PATHWAY TO LIGHT
VOLUME 1 - THE CELESTINE SERIES

Please enjoy this summary table of The Unified Pathway To Light:

The Unified Pathway To Light				
VOLUME	NAME	LEVELS	NAME	MINIMUM TIMEFRAME TO COMPLETE
One	The Celestine Series	Phase One	Celestine Reiki	Approx. 19 weeks (5 months)
		Phase Two	Prophestine Reiki	
		Phase Three	Ecliptine Light	
Two	The Sorcebro Energy Suite	Level One	Malibro	Approx. 16 weeks (4 months)
		Level Two	Corsicro	
Three	The Pilgrimage	N/A	N/A	Approx. 12 weeks (3 months)
Four	Monimo Light	Layer One	Oddicee	Approx. 27 weeks (6 months)
		Layer Two	Monnicee	
		Layer Three	Pledicee	
		Layer Four	Suricee	
		Layer Five	Pluricee	
		Layer Six	Mallicee	
Master Levels		Master Level		6 days
		Master Teacher Level		8 days
Total Time For Completion Of The Unified Pathway To Light = Approx. 18 months				

Welcome to
**The Celestine
Series**



Phase One:
Celestine Reiki



Love Inspiration

Learn • Heal • Awaken

The Unified Pathway To Light

CHAPTER ONE: THE CELESTINE SERIES

PHASE ONE: CELESTINE REIKI

LEVEL ONE: CELESTINE REIKI

WELCOME TO THE CELESTINE SERIES:


Having now introduced you to the full Ascension Pathway and now having talked a little more about The Unified Pathway To Light, let us now take some time to introduce the first step on the Unified Pathway To Light - The Celestine Series.

With much love in our hearts, we wish to again warmly and humbly welcome you here to this first step on The Unified Pathway To Light and we hope that you will gain much inner healing, love and light from these teachings.

The Celestine Series will be presenting you with a series of ascension based attunements, channeled teachings and self-healing practices that can help you to transform yourself and expand your energy field very beautifully for the infinite benefit of all.

As your energetic vibration is being raised towards the love & light of The New Consciousness, these teachings will be asking you to let go of and release many of your old, unwanted energies from within. Layer by layer, attunement by attunement and with each time you practice, you will be allowing yourself to move closer towards a vibration of unconditional love, light and understanding.

And it is here, during The Celestine Series, where you will be shown how to start radiating this new love vibration outwards for all to benefit from. As you do this, you will no doubt realise that it is the ascension based energies themselves that are teaching you and guiding you towards this new understanding and towards the truly magical results which come from cultivating the all important altruistic intention to benefit all.



THE UNIFIED PATHWAY TO LIGHT

VOLUME 1 - THE CELESTINE SERIES

As we move more deeply into these energies and self-healing practices, through Celestine Reiki, Prophestine Reiki and finally into the Ecliptine Light practices, we can start to understand and feel for ourselves just how much purity and healing is brought about by this one very simple yet very profound concept. And this of course, is just the beginning of the Ascension Pathway!

The Celestine Series helps you to connect with a series of very invigorating energies which can help bring more inner strength, motivation and courage into our life. Celestine Reiki in particular is said to be very useful for those who may be moving through difficult times or challenging external circumstances in their life.

We truly hope this collection of new energies helps you to connect with more love in your life and helps to bring you to higher and more harmonious states of being as you walk towards this most loving new consciousness with ease, grace and humility!

What you now see as The Celestine Series started out as an accumulation of epic healing work done by Marty & Gerry in what was a series of deep healing experiences, clairvoyant downloads and much, much learning. They were guided towards documenting what they had received and learnt through this ebook that now lies before you.

Both Marty and Gerry have worked relentlessly on their paths to The New Consciousness, enduring pains, sufferings, endings, new beginnings and much more in order to learn and understand more about the healing path, so that you may now benefit. We hope that these teachings and attunements bring you closer to your truth, understanding and love as you move towards this most blessed new consciousness!

Finally, we would also like to offer our extreme gratitude to those who have helped us to receive these energies, including our Guru, all of the Guides, our families and friends, all of the wonderful people we have met and learned from on our travels, and of course each other.

We also wish to thank you for taking this most important first step into The Unified Pathway To Light journey and we sincerely hope that this is the start of something magical, fabulous and wonderful for you in your life!

*May your light shine brightly through the entire cosmos for all to benefit from!
May we all continue on our divine journey for the benefit of all and may there be many more that follow in your footsteps towards this most profound vibration of love, compassion and understanding which is The New Consciousness.*

With Maitri joy,

**LOVE INSPIRATION &
MAITRI FOUNDATION**



THE UNIFIED PATHWAY TO LIGHT
VOLUME 1 - THE CELESTINE SERIES

CONTENTS:

Content	Page
Welcome To The Celestine Series	2
Contents	4
1. Introducing The Celestine Series	5
2. Outline Of The Celestine Series	6
3. How We Teach The Celestine Series	6
4. The Celestine Series Attunement Process	9
5. Learning The Celestine Series By Distance	9
6. Understanding The Word 'Reiki'	10
7. Welcome To Celestine Reiki - Level One	11
8. The Origins Of Celestine Reiki	12
9. Receiving The Attunement For Celestine Level One	13
10. Instructions For Receiving Your Level One Attunement	14
11. The Healing Practices Of Celestine Reiki	16
12. How To Do Self-Healing With Celestine Reiki	16
13. Self-Healing By Hands-On Healing	17
14. Self-Healing Through Meditation	19
15. Doing Healing Work For Others Using Celestine Reiki	20
16. Doing Hands-On Healing Work For Others	21
17. Doing Healing Work By Distance	23
18. Final Comments	26



1. INTRODUCING THE CELESTINE SERIES:

As we mentioned briefly in the introduction section above, The Celestine Series is made up of three main parts:



- ◆ a) Celestine Reiki - a beautiful system of divinely guided healing that can be learnt in under a month. There are five levels to Celestine Reiki and each level will be expanding on the previous one in what is a truly wonderful and divine opening and awakening in your consciousness.
- ◆ b) Prophestine Reiki - described to us as the elder sister of Celestine Reiki, these new energies will again help to bring about much expansion and deep purification from within. This beautiful ascension based healing system can be learnt in around a month or so and will help to guide you towards much inner transformation as you open up to the idea and feeling of one-ness.
- ◆ c) Ecliptine Light - during this final stage of the energies, the Celestine Reiki and Prophestine Reiki energies will be consolidated and encapsulated into the Ecliptine Light energies in what is a very dynamic and beautiful two week blossoming from within.

Once you complete the Ecliptine Light levels, the full Celestine Series suite of energies will be fully embedded into your consciousness and you will then be able to progress into The Unified Pathway To Light (Volume 2) - The Sorcebro Energy Suite.

We should also point out here in this introduction that there will be a 3 month waiting timeframe in between the Prophestine Reiki attunements and the Ecliptine Light energies. This digestion time will be allowing the Celestine & Prophestine Reiki energies to be fully absorbed and digested into your consciousness so that you can safely and effectively move into the Ecliptine Light energies.

We kindly ask that you do indeed allow this time for the new energies to settle into your consciousness however please know also that you can use this time to open up to other energies and healing courses as you feel guided to.

For now, we hope that you will enjoy opening up to these Celestine Reiki energies and may they help you to feel much happiness, joy and love in your life!



2. OUTLINE OF THE CELESTINE SERIES:

The Celestine Series phases and levels are outlined in the below table:

Phase	Level	Name
Celestine Reiki	One	Celestine Reiki
	Two	Celestine Star Reiki
	Three	Celestine Gold Reiki
	Four	Celestine Emerald Green Reiki
	Five	Celestine Violet Eclipse Reiki
	Master	Celestine White Light Emperor Reiki
Prophestine Reiki	One	Prophestine Blue Lake Reiki
	Two	Prophestine Black Knight Reiki
	Master	Prophestine White Gold Reiki
Ecliptine Light	One	Low Ecliptine
	Master	High Ecliptine

3. HOW WE TEACH THE CELESTINE SERIES:

As you will now know, the three systems of Celestine Reiki, Prophestine Reiki and Ecliptine Light are three subsets of the overall Celestine Series. And with this understanding, let us now provide you with a more detailed look at each of these three phases so that you can see the general theme, timeframes and healing practices for each of these three levels. For this, we now lovingly refer you to the summary table on the next page:

THE UNIFIED PATHWAY TO LIGHT
VOLUME 1 - THE CELESTINE SERIES

Level	Name	Attunement and Healing Energy (Time)	Next Attunement TimeFrame (from previous level)	Theme / Info
Celestine Series Phase One: CELESTINE REIKI				
One	Celestine Reiki	8-12 minutes	-	Introductory practice
Two	Celestine Star Reiki	2-3 minutes	2-3 days	Introductory practice & karma
Three	Celestine Gold Reiki	6 minutes	6-7 days	Meditative healing through the mind
Four	Celestine Emerald Green Reiki	5-6 minutes	3-4 days	Affirmations
Five	Celestine Violet Eclipse Reiki	4-5 minutes	3-4 days	Energy, oneness and Inter-connectedness
Master	Celestine White Light Emperor Reiki	-	Immediately after Violet Eclipse Reiki	
Celestine Series Phase Two: PROPHESTINE REIKI				
One	Prophestine Blue Lake Reiki	18 minutes	7-14 days after Celestine Master Level	Emotional cleansing
Two	Prophestine Black Knight Reiki	8-12 minutes	4 days	Expansion & growth
Master	Prophestine White Gold Reiki	8-10 minutes	4 - 10 days	One-ness
Celestine Series Phase Three: ECLIPTINE LIGHT				
One	Low Ecliptine Reiki	15 minutes	Minimum of 12 weeks after Prophestine Master Level	Altruism. The 13 Love scrolls of the New Love Consciousness
Master	High Ecliptine Reiki	-	The next day after completing Low Ecliptine	

● **Celestine Reiki:**

Celestine Reiki is taught through a beautiful series of five attunements or levels with a sixth level being offered to those who wish to go on to be a Celestine Reiki Master. Levels 5 and 6 are taught together as the Celestine Reiki Master Level.

At each level of learning, there is an attunement required and this helps to expand the love energy within a person and provides access to a new set of divine healing frequencies. These are then called on in the self healing and meditation practices. The new energies being introduced at each level always build upon the previous level and therefore promotes an expansion and growth, step by step.

The first five levels draw on the energy from an 'external source' which then radiates the healing light throughout the body, allowing it to be healed with love. At each of these levels, the energies being drawn on are quite different in vibration and their purpose is equally different.



At the Master Level, there is a significant change in the energies; rather than bringing in the healing frequencies from an 'external source', the Master Level attunement brings the energy sources into the body and opens the Heart Chakra to a new level of oneness. This then helps us to shine this love and light outward for the benefit of all and brings us to a deeper understanding of interconnectedness through our sacred heart space.

This is the most fundamental part of the Celestine Reiki journey. To take the Master Level attunement is to become one with the Celestine energies themselves and to become a beacon of love and light for the benefit of all.

● **Prophestine Reiki:**

Following the Celestine Reiki Master Level, the next step is Prophestine Reiki, the elder sister of Celestine Reiki which brings our understanding and love vibration to a higher level. All the work done in Celestine Reiki now prepares us for the step up in vibration experienced through Prophestine Reiki.

● **The Ecliptine Light:**

After completing Prophestine Reiki we are then able to combine all the different sets of frequencies from Celestine Reiki and Prophestine Reiki through learning Ecliptine Light. After learning Celestine and Prophestine, the energetic frequencies of the Ecliptine Light are essential to us moving further forward on our pathway towards The New Consciousness.

As these energy based healing systems came through to us, they were described through analogy:

- * Celestine Reiki was described as the 'cracker' and the system where much healing work is done.
- * Prophestine Reiki is the cheese on top of the cracker, a place where you are enriched with much love and light.
- * Ecliptine Light would then be like the toothpick that holds the cracker and the cheese together. This is a great way to think of the energetic processes happening here.

4. THE CELESTINE SERIES ATTUNEMENT PROCESS:

As you progress through each of the levels in The Unified Pathway To Light, you will need to receive an attunement in what is a very simple 10-15 minute process. Each of the attunements can be received in your own time and in your own space which often allows for a deepening of the experience, as you are more easily able to relax and open up to receiving with love.


The attunement processes for The Celestine Series are very simple and depending on which level you are receiving, they will take between five and fifteen minutes to complete. The attunement is normally a very relaxing and enjoyable experience which will be helping to give you access to the energies of The Celestine Series i.e. so that you can call on these through the prescribed practices.

NOTE: Before you begin The Celestine Series, please ensure that you have activated (unlocked) these energies & attunements prior to commencing.

The activation / unlocking process is a simple 5 minute process which unlocks the energies and gives you access to them. Once you have unlocked the energies, this means that you have activated ALL The Celestine Series energies & attunements in this whole ebook specifically for you.

You are therefore then ready to continue your Celestine Series journey by working through this ebook, at your own pace and receiving the energies as you feel guided.

If you have not yet activated / unlocked The Celestine Series energies & attunements for yourself, you may do this by following the instructions on Page III of this ebook.



5. LEARNING THE CELESTINE SERIES BY DISTANCE:

In order to reach as many people as possible, Love Inspiration have lovingly decided to offer these teachings freely in an online format. This Celestine Series ebook will be providing you with precise and easy to follow instructions about each step of your Celestine Reiki journey.

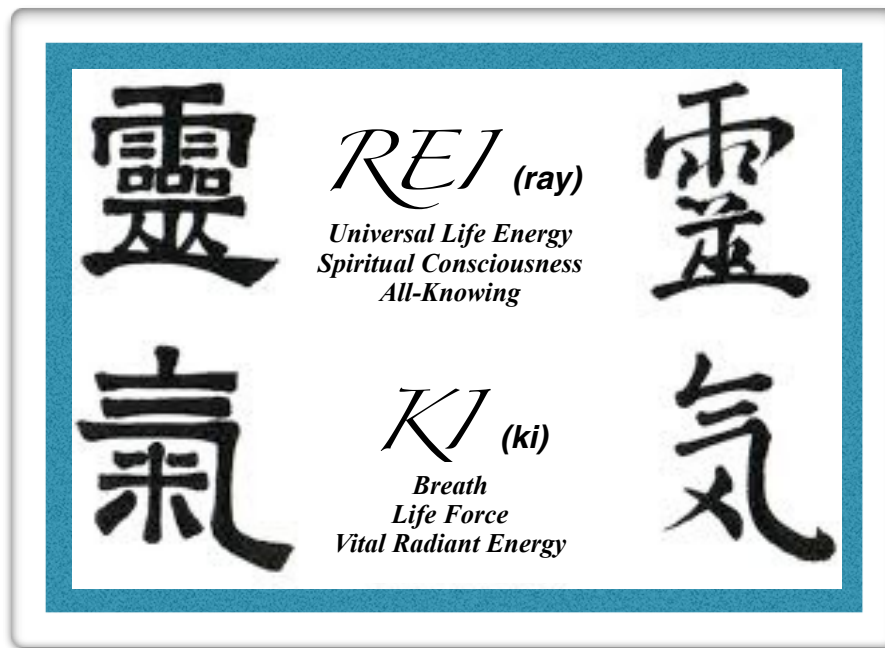
As with all of our healing courses, we are also happy to answer any questions or queries that you may have about these healing energies or practices. In addition to this, we have also prepared many [healing FAQ's](#) that can be a first point of call for you if you don't understand something in these ebooks. We understand that 'understanding' is a very important part of the learning process and we are very serious in our commitment to educating and sharing information with you as required.



For each ebook, we are also happy to offer you a certificate upon your completion. In the final comments section, you will find a certificate link which will allow you to print out your certificate and then fill in all of your personal details i.e. your full name and date of completion. Wonderful!

6. UNDERSTANDING THE WORD 'REIKI':

The word Reiki is a Japanese word which has been made famous by Dr Mikao Usui, a Japanese monk who lived in the 19th century. Dr Usui introduced the world to a system of hands-on healing and meditation which worked with universal energy or what is often translated as spiritually guided life force energy. This is precisely the meaning of the word Rei-Ki.



As you probably know, this system has now spread far and wide throughout the globe so that we can see millions and millions of practitioners benefitting from this beautiful universal gift of healing and love. We give thanks to Dr Mikao Usui and to all Reiki Masters who continue to bring this universal gift to this Earth!

Nowadays in the 20th and 21st centuries, in a similar way to Dr Mikao Usui, we are now starting to see more people bringing through different types of energy based healing systems through their strong spiritual devotion and dedication to helping others. Some of these newer energy based healing systems are then labelled as a sub-category within 'Reiki'.

Sadly however, there are still many Reiki Masters who believe that many of these newer types of energy based healing systems have no basis or are not authentic. In all cases, we would advise using one's own intuition in deciding whether any type of energy based healing practice is appropriate for them.

There are indeed many different types of energetic healing available to you; real, genuine and powerful vibrational practices designed to help with physical, mental and emotional health and wellbeing. These practices can help to bring us closer to happiness, joy, love, gratitude and compassion and can also help us to move closer towards states of inner peace and bliss.



7. WELCOME TO CELESTINE REIKI - LEVEL ONE:

We are delighted that you have decided to take this first step in Celestine Reiki with us! With all of the important introductory information now covered, we hope you are feeling ready and energised to move into the teachings of Celestine Reiki!

Celestine Reiki helps us to find our way back to our sacred centre, that of love. It helps us to understand the importance of shining this love and light outward for the benefit of all and therefore, helps us to move towards The New Consciousness of love.

The energies within this first phase of Celestine Reiki can also help us to find motivation, resilience and inner strength particularly for when we find ourselves in difficult times or challenging situations. It helps us to also cleanse away negativity from within ourselves and to nourish our bodies with love and healing light which then allows us to move closer to full health and happiness.


Most of all, it is the energies of love and the interconnectedness of all things, that seem to resonate so strongly within Celestine Reiki. It is the combination of this deep love and personal empowerment which makes this system so unique and enjoyable to practice.

The Celestine energies are also divinely guided, meaning that the healing energies will flow to where they are needed. This allows us to simply relax, let go and open up to the divine energies as they wash over us knowing that we are receiving exactly what we need at any given time.

Whether this is physical or emotional healing, spiritual growth, a stronger faith, more understanding of a situation or perhaps just a deeper love vibration. Perhaps we need some resilience, fortification, personal empowerment, inner strength or maybe a better understanding of our own inner truth; in all cases, the divinely guided Celestine energies will bring you exactly what you need.

The techniques which we learn in this first level of Celestine Reiki allow us to do hands-on self-healing, meditative self-healing, hands-on healing for others (in a healing session type environment) and also allow us to do Celestine Reiki healing by distance.

As we move through the Celestine Reiki levels, we will also be explaining how some of these techniques can be used in a more broader context of energy based healing which will allow you to mix these healing techniques with any other modes of energy based healing that you may be practicing with; either now or in the future.



8. THE ORIGINS OF CELESTINE REIKI:

The energies of phase one Celestine Reiki arrived on the earth plane in May 2013 through the spiritual work of Gerry and Marty during their time in Nepal and India. The teachings were brought through to Gerry clairvoyantly by a man, of Asian descent, calling himself Emperor Ro Han.

He appeared riding an animal that was half horse, half lion (with a lion head) and was wielding a silver sword in full swing above his head, as if heading into battle. He wore immaculate clothing; a long silver, tailed overcoat, detailed with silver sparkling gems, elegant pointy shoes and had his long black hair plaited neatly in a single plait running midway down his back.

His eyes were a beautiful green colour. Although clearly in a pose of vigour and strength, this man held such a respectful elegance and centred inner calm, he very much gave the feeling of being more of some sort of deity or a being of great spiritual accomplishment, rather than a spirit guide or the like.



He very clearly introduced Gerry to “Celestine Reiki”, something she had not heard of before. Emperor Ro Han explains:

“Celestine Reiki is a pure and divine healing energy brought to the earth for the benefit of healing those on the pathway to The New Consciousness. It is a deep inner transformative healing energy, that helps to yield (uncover) the inner strength that is the centre of us all. It helps us to walk our path in our truth, our strength – and brings the united vigour, patience and forward-setting abilities required in order to pursue our path.”

He continues:

“This deeply calm, yet invigorating energy is beneficial to use for all beings, at any time, but especially for when the “going gets tough” as you call it. It instils a courage and determination to help you get to where you need to be and can be used in person (hands on treatment) or can be sent by distance to one - or many. In the event of disasters, protests, meetings, wars etc., this energy can be forwarded to help impart the courage behind each person’s “truth” to flow.”

Celestine Reiki also helps to bring us peace, love and understanding whilst at the same time provide us with the energies of resilience, fulfilment and inner strength which is sometimes required for us to walk on our true path, especially when times are difficult.

It is only with the blessings and love of Emperor Ro Han that Celestine Reiki is possible and it is with a deep gratitude and humility that we have accepted this important task to spread this universal gift of healing to the earth plane during this time. This is a gift for all beings to share and enjoy!

9. RECEIVING THE ATTUNEMENT FOR CELESTINE LEVEL ONE:

The Celestine energies are now ready to be accessed on the earth plane in order to benefit all beings to be free from suffering and to find their inner truth. As with the healing techniques themselves, the attunement process is also a very simple and easy process. At this time, we were told that both healing sessions and attunements for Celestine Reiki are to be offered to all who seek them.

As in most energy based healing systems, the attunement is by far the most important aspect of the teachings. By receiving the attunement, you will be gaining access to the divine Celestine Reiki healing frequencies which are essential to the practical aspects of the Celestine teachings.

The attunements at each level introduce a new set of divine healing frequencies that we can then add on to our healing and meditations. In the first level, we introduce the divine frequencies of Celestine Reiki which Emperor Ro Han explained as containing the energies of fortification and resilience.

These first level energies help us to find our inner strength, determination and motivation whilst helping us to strengthen our faith and empower us towards finding our own inner truth. These energies will then form the foundations for the higher levels as you experience an expansion, growth and uplift in your energetic vibration as you move into the Master Level.

And just to reassure you here, receiving an attunement is normally a very relaxing and nice experience and you may feel some energy moving during the process. Some may not feel anything at all and this is absolutely fine also. For those wishing to learn more about the attunement process, we ask that you visit our ['The Attunement Process' FAQ's](#).

In the days following the attunement, you may feel some different sensations as some of the old, unwanted energies clear away, shift or move. If you are clearing away lots of old energies i.e. there is deep healing being done, then your body will need to work to clear these so as a result you may feel sluggish or tired. Others may feel some slight cold or flu symptoms as the energies clear. You can sometimes even get a few extra trips to the toilet if the energies are clearing in your lower chakras. (We work a lot with chakras in energy based healing so if you would like to know more about them, please again kindly refer to our [healing FAQ's](#)).

There may also be some emotional clearing happening from the attunement and / or your healing practices so just be mindful of this if you are experiencing any anger, sadness or other types of emotional unrest. Please see our FAQ's for more information about the [Healing Crisis](#).



10. INSTRUCTIONS FOR RECEIVING YOUR LEVEL ONE ATTUNEMENT:

As we've already mentioned, receiving your attunement is by far the most important part of moving into Higher Consciousness. It is also important that you receive the attunement openly and with love wherever possible. The purpose of these attunements is to help raise your energetic vibration and so that you can now call on the necessary energies in the prescribed practices still to come.

NOTE: Before you begin The Celestine Series, please ensure that you have activated (unlocked) these energies & attunements prior to commencing.

The activation / unlocking process is a simple 5 minute process which unlocks the energies and gives you access to them. Once you have unlocked the energies, this means that you have activated The Celestine Series energies & attunements specifically for you. You are therefore then ready to continue your Celestine Series journey by working through this ebook, at your own pace and receiving the energies as you feel guided.

If you have not yet activated / unlocked The Celestine Series energies & attunements for yourself, you may do this by following the instructions on Page III of this ebook.

To ensure that the attunement process works successfully we simply ask that you follow the below instructions and most importantly, just relax, open up and receive these gifts with love & gratitude.

■ 1. Preparation:

Sit or lie down, whichever is more comfortable for you, ensuring that you will not be disturbed for at least 15 minutes. Perhaps you wish to play some [healing or relaxing music](#), light some candles or burn some incense to create a nice ambience.

■ 2. Invoke the Celestine Reiki attunement:

Invoke the Celestine Reiki attunement by placing the hands together, fingertips touching in prayer position whilst saying the following:



HANDS IN PRAYER POSITION



"With love and gratitude I open up to receiving the attunement for Celestine Reiki in order to benefit all beings. Thankyou, thankyou, thankyou."

THE UNIFIED PATHWAY TO LIGHT

VOLUME 1 - THE CELESTINE SERIES

*[Note that the word love is divinely important in requesting Celestine Reiki energy (whether in receiving the attunement or giving a healing to yourself or others) – the stronger the feeling of love that you ask with, the stronger the energy that flows. Also, when we add the highest intention for **all beings to benefit** (in anything we do), the energy is also stronger.]*



Now your attunement will commence and will take around 8-12 minutes to finish so **it is best to sit or lie down for around 15 minutes**. You can time yourself or simply wait until you feel the energy drop off a little bit. The energy tends to build over the 8-12 minutes with the energy at the end of the attunement being much stronger, so if you don't feel anything at the beginning, don't worry – it is still working!

And you don't have to leave your hands in prayer position for the entire time, please feel free to rest your hands either by your side, over your Heart Chakra or as you feel most comfortable.

You may feel some energy moving, perhaps feel relaxing vibrations or some may feel almost nothing happen. Whatever the case, you will receive the Celestine Reiki first level attunement and with this, you will be able to practice the Level One techniques which we will now describe.

■ 3. Closing the attunement:

Again, as described in the previous practices, we close our attunement with love and gratitude.



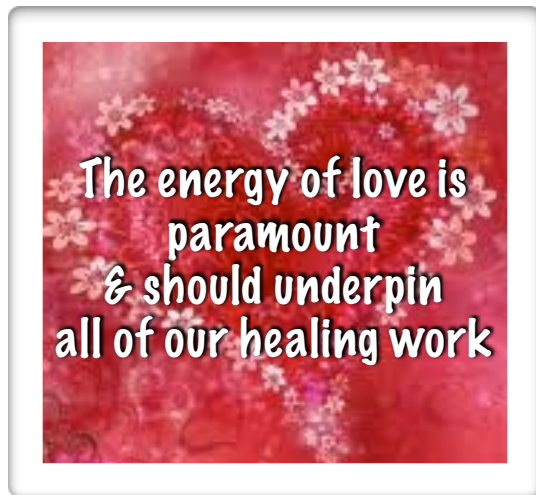
“With love and gratitude I offer my sincerest thanks for receiving the divine Celestine Reiki attunement. May I use this new energy for the benefit of all.

Thankyou, Thankyou, Thankyou.”

11. THE HEALING PRACTICES OF CELESTINE REIKI:

The techniques taught in Celestine Reiki are very simple and easy to practice. The teachings of Level One are crucial in the Celestine Reiki path in that they describe the actual techniques for healing. They are the foundations and the basis to which the higher level Celestine energies build upon.

The Celestine Reiki practices focus on two main areas; self-healing and healing others. Above all; the energy of love is paramount and should underpin all of our healing work.



The Celestine Reiki practices also introduce the concept of shining love and light outward for all beings as a more effective way of healing and in understanding our true divine nature. This concept is a key part of the Master Level practice and is built upon further still in the practices of Prophesine Reiki and Ecliptine Light.

Within our Celestine self-healing practice we learn how to heal with our hands and also how we can heal ourselves through meditation. Due to the divinely guided nature of the energies being worked with, both of these processes are very simple, relaxing and peaceful. All you need to do is relax, let go & enjoy the energies as they go to work for you!

At this first level we gain access to the energies which help us to connect with our inner strength, motivation, resilience and fortification and as these are being combined with a deep love vibration and deeply calming energies it makes our practice effortless and empowering.

When doing healing work with others, Celestine Reiki describes both a hands-on healing technique, for use in a traditional healing session environment and also a distance healing technique, for use when you wish to work with someone who is geographically far from you. Again, these practices remain constant as we move through the higher levels with the energies at each level building on the last.



12. HOW TO DO SELF-HEALING WITH CELESTINE REIKI:

We can do self-healing with Celestine Reiki in two different ways, either through hands-on healing or through meditative healing. Even though the techniques are very similar, we will describe both of these separately so that there is no confusion.

We recommend that you do the self-healing practice at least daily and it can be a good idea to do it many times a day in the first few days after receiving your attunement. This can help you to become more familiar with the new energies as you are starting out on the Celestine path and it also gives the healing energies more time to do their divine healing work which can only ever be beneficial!



13. SELF-HEALING BY HANDS-ON HEALING:

For self healing by hands-on-healing, please follow the below four step process:

■ 1. Preparation:

Sitting or lying down and making sure that you are comfortable, take some time to centre yourself in preparation for your practice. Some may wish to take some deep breaths or others may be ready to just jump straight into the healing session.



**ALL PURPOSE TREATMENT:
HANDS ON HEART CHAKRA**

■ 2. Invoking the Celestine Reiki energies:

Placing your hands with fingertips touching in prayer position, ask for the divine Celestine Reiki energy to flow:



**"With love and gratitude I ask for divine Celestine Reiki to flow
through my body in order to benefit all beings.**

Thankyou, Thankyou, Thankyou."

■ 3. Giving yourself hands-on healing:

In Celestine Reiki, you are able to either do an 'all-purpose' hands-on healing treatment or you are able to treat a specific part of the body / specific problem area. Of course, you may also choose to do both. For example, start by doing an all-purpose treatment and then immediately afterward, treat the specific part of your body that you are having issues with.

► To treat a problem area:

If you are just wishing to treat a particular problem area, simply place your hands on that specific part of the body and allow the energy to flow for 8-12 minutes or until you feel the energy drop off. As you do the invocation (above), you may wish to add to this your intention that you wish for the Celestine Reiki energies to help with "my digestive system" or "my sore throat" or "better liver functioning" as follows:

The divinely guided energies will flow to this area through your hands noting that the energies may also flow to other areas if they are required to help heal that particular problem. Setting your intention clearly helps the intelligent Celestine energies to understand that this is what you would like help with from your healing session.



**PROBLEM AREA TREATMENT:
HANDS ON "MY SORE THROAT"**

► **For an all-purpose treatment:**

Simply place your hands over your Heart Chakra and allow the energy to flow for 8-12 minutes or until you feel the energy start to drop off.

Again, the divinely guided energies will flow to any part of your body which is in most need of healing. Some people will prefer this type of healing as quite often, the divinely guided energies know far better what we need to heal than we do!

We would suggest that you give both of these techniques a try and see how you feel. There is no one technique which is better or worse and each person will of course have different preferences about what style of treatment is best for them. The golden rule is to always follow your intuition and your heart for guidance.

The Celestine Reiki energies will build over the 8-12 minutes with the energy at the end of the treatment being much stronger, so if you don't feel anything at the beginning, don't worry – it is still working!

■ **4. Closing the self-healing session:**

It is always a good idea to finish any healing session with gratitude for the divine healing energies that have been called on for our healing. This can be as simple or as elaborate as you wish and you are also able to add in anything else you wish to at the end. Here are some examples:



"With love and gratitude I thank you for all the divine healing energies that have been sent during this self-healing session. Thankyou, Thankyou, Thankyou."



"With love and gratitude I thank you for all the divine healing energies that have been sent during this self-healing session. May you continue to shine your love and light for me as I walk on my spiritual path so that I can benefit others as best I can."



"With love and gratitude I thank you for all the divine healing energies that have been sent during this self-healing session. May you continue to shine your love and light for all beings"

14. SELF-HEALING THROUGH MEDITATION:

We can also do our self-healing work with Celestine Reiki through meditation. The technique here is even easier than the one described above as there is no need to lay hands on ourselves. We simply intend for the energies to wash over us and heal what is required. This is where divinely guided energy based healing systems are so enjoyable!

So, starting with the same preparation steps as previously described, we now do our invocation of Celestine Reiki as follows:



"With love and gratitude I ask for divine Celestine Reiki to flow through my body in order to benefit all beings.

Thankyou, Thankyou, Thankyou."

You can see that it is just our intention that changes here and the intelligence of Celestine Reiki will go to work for us. We just need to sit or lie down and receive the Celestine energies throughout the body. Allow the energy to flow for 8-12 minutes or until you feel the energy drop off.

Remember that the energy tends to build over the 8-12 minutes with the energy at the end of the treatment being much stronger, so if you don't feel anything at the beginning, don't worry – it is still working!

As we mentioned earlier, if you are stating your intention "to benefit all" it will strengthen the energies being sent through to you. It is as if the universe hears you call to benefit all and sends you the energy you need in direct proportion to the purity of the intention. In other words, if you really want others to benefit, you will get the energy in accordance to how much you *really* want to help.



If you are struggling with a busy or over-active mind, i.e. a constant barrage of thoughts, it may help you to keep repeating the invocation slowly to yourself over and over for the 12 minutes. You might also like to try something like "may Celestine Reiki shine for us all" as you do your meditative practice.

15. DOING HEALING WORK FOR OTHERS USING CELESTINE REIKI:

Using Celestine Reiki to do healing work with others is also a very simple process and we cover this in two areas. Firstly, we will describe how to do a hands-on healing session in person. Perhaps you wish to give some healing to family and friends - this is a wonderful way to share love, light and healing with others.



**"With love and gratitude I ask for divine Celestine Reiki to flow from my hands so that I can heal all issues relating to...
(for example my sore throat)**

**May this help me to benefit all beings by
being a clearer healing channel"**

In addition to this, we will also describe here the techniques for distance healing with Celestine Reiki. The technique described here came directly from Emperor Ro Han and it is interesting to note that he spoke of sending healing not only to other people individually, but also to situations, groups of people and the like. We will cover this a bit more detail in the later levels.

Normally, when we are sharing these teachings with others we suggest that you are only ever limited by your own mind.

We therefore encourage that you be as creative as possible with your healing work and to always have fun or enjoy your practice. We will be providing some more information about these practices which will help make things a little clearer as we continue on throughout the Celestine Reiki journey.



16. DOING HANDS-ON HEALING WORK FOR OTHERS:

Just like the self-healing practices, doing the hands-on healing sessions for others is equally as simple.

■ 1. Preparation:

It is normally a good idea to have an introductory type conversation with the person you are about to give healing work to. Mostly, so that you can share a little about what the process is, what they might feel or not feel; just generally creating a comfortable and warm environment for healing.



You can either give a healing session to a person sitting down or lying down with Celestine Reiki, so whatever is more comfortable or easy to arrange for them. You might wish to have some soft lighting, maybe some [healing or relaxing music](#), incense, candles etc. Generally you just want to have a nice relaxed and peaceful ambience for the healing session.

If you are using Celestine Reiki in conjunction with other forms of healing, you may choose whether you do the following process at the beginning of your session, during, or at the end of the session. You may also wish to simply follow your intuition as you are guided throughout the session.

■ 2. Invoking the Celestine Reiki energies:

Once the recipient is comfortable and you are ready to start the session, you will need to know call on the Celestine Reiki energies. To do this, place your hands together with fingertips touching in prayer position and ask for the divine Celestine Reiki energies to flow from your hands. You may say something like:



"With love and gratitude I ask for divine Celestine Reiki to flow from my hands so that I can help [insert name] to be happy and free from suffering.

Thankyou, Thankyou, Thankyou."

■ 3. Giving the hands-on healing session:

Place your hands on the Crown Chakra of the recipient and simply allow the energy to flow for 8-12 minutes or until you feel the energy drop off. The Crown Chakra is located on top of the head (right on the crown part) and you may place your hands either touching the head or just above it.

One of the most important aspects when doing this is to understand that you are just a healing channel for the energies to flow through. By calling on the Celestine Reiki energies, they will flow into your body, through your hands and into the person you are treating. As they do this, they will flow to where they are needed most within the recipient so that they receive the healing they require at that particular point in time.

This is really very important to grasp, especially for people giving their first session to others. By just intending for you to give a Celestine Reiki healing session, the energy will start flowing to where it is needed to within the recipient. Once your intention is set for helping this person, then it will be so – it is that simple.

In some cases, we may have some fear that perhaps we won't do it right or that nothing will happen when we put our hands on or something like this, but this is where *faith* in the divine guidance aspect of Reiki can really help us. Just relax in the understanding that the energies are intelligent and that *they know* where to go within a person for the best possible healing result.

Normally, faith is something which is built over many healing sessions and meditations. As you start to feel the energies and know that they come to you when asked, this helps to relieve some of these performance anxiety issues. Practice is king, both in self-healing and in healing others.



**HANDS-ON HEALING:
HANDS ON THE CROWN CHAKRA**

■ 4. Closing the session:

Like we did in our self-healing session, after receiving the energies it is a good idea to express or gratitude for that which we have received. You may say something like:



"With love and gratitude I thank you for the divine healing energies that you have sent during this healing session. May you continue to shine for all beings so that we may be happy and free from suffering"

Of course, it is always nice to get some feedback from the recipient after the healing session. Sometimes, they may ask you questions or ask you what you felt during the session. This is quite a normal part of doing a healing session and in many cases this is an important part of the healing process as things may have been brought to the surface during the healing.

It is also advisable to suggest that the recipient drink plenty of water in the next 24-48 hours or so as this helps to flush out any of the old toxins that may have been released or shifted from the healing work.

17. DOING HEALING WORK BY DISTANCE:

Distance healing is a bit of a controversial topic for most people starting out on their healing path. Is it really possible to send energy to someone or something even if you are 10,000 km away?

It is admittedly a very difficult concept to understand and there is definitely an element of faith involved as you start out with this type of healing. Rest assured this type of healing definitely works and this is proven by the fact that the attunements are given by distance! With practice, you will feel the connection being made between you and the recipient and feel the energies being channelled through.

Also, there may be times when this type of healing is very necessary. The obvious examples are when a loved one is in hospital and you are not able to get there, perhaps you have family or friends overseas or maybe you live in another part of the city to someone in need. Whatever the situation, this type of healing definitely gives you some added flexibility within your practice.

Interestingly, Emperor Ro Han gave us some added perspective about the Celestine Reiki distance healing technique in that we should think to send it to situations, groups, countries, natural disasters etc. Actually we can send the Celestine frequencies to anyone or thing which we feel may benefit from our healing light.

Just before we share with you how to give a distance healing session for Celestine Reiki, we should mention that in cases where you are working with a particular person, say a friend or family member, it is generally considered good practice to get permission prior to doing any healing work. This works with the idea of free will.

For some, it will be possible to use their intuition to feel if it is ok to do any healing work for a particular individual and this is fine. Again, the golden rule is to trust your intuition and your heart.

So the process for distance healing for Celestine Reiki is as follows:



**SENDING DISTANCE HEALING...
IS IT POSSIBLE?**



**Sending Distance Healing
To The Earth**

THE UNIFIED PATHWAY TO LIGHT

VOLUME 1 - THE CELESTINE SERIES

■ 1. Preparation:

As we've already mentioned, a distance healing preparation may involve either the recipient contacting you to request a distance healing session or you contacting them for permission. In any case, it is normally a good idea to lock in a time which suits both of you. In this case, they would lie down or sit comfortably for 15-20 minutes whilst you send the energy.

It is sometimes easier if you are in different countries, to do the distance healing whilst the recipient is sleeping. This is a good time to do distance healing as their brain waves are in sleeping state and they will be receptive to the healing.

In all cases, you will need to be sitting quietly, undisturbed for 15 – 20 minutes to do the session and you will prepare yourself in the same way as you would for a normal hands-on healing session or self-healing session.



■ 2. Invoking the Celestine Reiki energies:

If we are sending the distance healing to another person, then the invocation will be the same as described in the hands-on healing session with hands folded together in prayer position. For other types of distance healing sessions, your invocation may sound more like the following:



"With love and gratitude I ask for divine Celestine Reiki to flow from my hands so that I can help with the anti-globalisation protests. May all who are connected to this find happiness and be free from all suffering. Thankyou, Thankyou, Thankyou."



"With love and gratitude I ask for divine Celestine Reiki to flow from my hands so that I can help all living beings affected by the ongoing Afghanistan war. Please help all those involved find happiness and be free from all suffering.

Thankyou, Thankyou, Thankyou."



"With love and gratitude I ask for divine Celestine Reiki to flow from my hands so that I can help the Earth to find her balance. May all of us appreciate the beauty and love which comes from our Mother Earth. Thankyou, Thankyou, Thankyou."

THE UNIFIED PATHWAY TO LIGHT

VOLUME 1 - THE CELESTINE SERIES

Again, you are only ever limited by what you can create so please feel free to get the creative juices flowing and send in whatever quantity you wish to. By doing so, you are also creating the karmic circumstances for your own healing - the more [healing] you give, the more [healing] you get!

We will talk more about Karma and karmic circumstances in Level Two.

■ 3. Giving the distance healing session:

There are many ways that this can be done however the technique which Emperor Ro Han explained to us was to hold your hands up, palms facing outwards as per the photo (or as you feel comfortable) and simply intend for the Celestine energies to go to that particular person, group, location or situation. The session will last for 8-12 minutes and as you feel the energy drop off then this tells you that your distance healing session is complete.



■ 4. Closing the session:

Again, as described in the previous practices, we close our distance healing session with love and gratitude.



"With love and gratitude I thank you for all the divine healing energies that have been sent for

[insert name of recipient / group or situation]

May we all live in love, light and happiness.

Thankyou, Thankyou, Thankyou."



 *Thank You*

18. FINAL COMMENTS:

So with this comes the end of the Level One teachings of Celestine Reiki. As we've previously mentioned, these basic teachings now help to form the foundations for all the future levels of the Celestine Reiki journey ahead.

For now, we would like to encourage you to continue practicing with these Level One energies in the coming days ahead, for the greatest good of all, and as you feel ready, we warmly invite you to take your next steps into the Level Two Celestine energies and healing practices.

Level Two, Celestine Star Reiki, will be introducing you to new energies which almost work like a super booster for your meditation. There are no new healing practices being introduced here but rather the Level Two energies will be helping to expand your current healing and meditation abilities.

This process of energetic expansion will now be continuing right through the levels up until you reach the all important Celestine Reiki Master Level where the techniques will be transformed into something which is truly magical!

The Level Two Celestine Star Reiki attunement can be taken 2-3 days after the Level One attunement so we invite you to now simply continue with your practices as you enjoy your connection to this basic and foundational level of Celestine Reiki.

These 2 - 3 days of energetic digestion and assimilation are very important as they will allow these new Level One energies to be absorbed into your energy field thoroughly and deeply. During this time, you may also feel some internal healing being brought to the surface for purification so if you are starting to feel like a healing crisis is emerging, please know that this is a wonderful sign of progress into a higher vibratory state of consciousness!

Finally, it is the intention of the Celestine energies to benefit all beings to be free from suffering; to live a life of happiness, truth & peace. It is with this intention that Emperor Ro Han asks that these teachings be made available in order to benefit all - and that money should not be a restriction. The overall principle is that these energies are free to all, in order to benefit all. As it was explained to us:

“WHERE THERE IS LOVE, THERE IS NO NEED FOR MONETARY COMBAT”



May you enjoy your Celestine Reiki practice and may it bring you love, light, healing and strength so that you may shine for all.

With Divine Celestine Light,

EMPEROR RO HAN, LOVE INSPIRATION & MAITRI FOUNDATION



Love Inspiration
Learn • Heal • Awaken

The Unified Pathway To Light

CHAPTER ONE: THE CELESTINE SERIES PHASE ONE: CELESTINE REIKI

LEVEL TWO: CELESTINE STAR REIKI

WELCOME TO THE SECOND LEVEL OF CELESTINE REIKI, CELESTINE STAR REIKI:

We congratulate you on this important next step in your Celestine Reiki journey! The energies being introduced in this second level now help to give our practice the added boost of Celestine Star Reiki.

From now on and right up until to the Master Level, there are not really any new *techniques* to learn for your healing and meditation practices as these have now mostly been covered in the Level One teachings. What you will be experiencing in these next few levels then is a deepening of your practice as you gain access to higher frequencies of energy which are designed to enhance your healing abilities as your healing channel is widened and expanded for the benefit of all.

In these levels also, the real *learning* will be done through your own practices and internal experiences and for us, this is the most exciting part! We will of course still continue to share all the information that came through from Emperor Ro Han so that you are able to incorporate the new energies into your healing and meditation for the best possible results.



Marty and Gerry will also be continuing to share any additional insights that have been gained through their own practices in the hope that your practice will grow and evolve in the most beautiful way that it can!

We thank you for your continued service to healing, love and light and may your practice bring you closer towards harmony, inner peace and bliss so that you and all beings may be happy and free from suffering!

THE UNIFIED PATHWAY TO LIGHT
VOLUME 1 - THE CELESTINE SERIES

CONTENTS:

Content	Page
Welcome To The Second Level Of Celestine Reiki, Celestine Star Reiki	27
1. Introducing Celestine Star Reiki	28
2. Receiving The Attunement For Celestine Star Reiki	29
3. Instructions For Receiving The Attunement	29
4. The Healing Practices Of Celestine Star Reiki	31
5. Self Healing By Hands-On Healing	31
6. Self Healing Through Meditation	32
7. Additional Information For Your Practice	33
8. Doing Hands-On Healing Work For Others: (Including Karma)	33
9. Instructions For Doing Healing Work For Others	35
10. Doing Healing Work By Distance	36
11. Final Comments	38



1. INTRODUCING CELESTINE STAR REIKI:

Celestine Star Reiki is a beautiful 2-3 minute “boost” of energy that can be added onto the end of Level One Celestine Reiki. The source of this energy comes via two bright six-pointed golden stars, far out in the universe; an energy of fulfilment which we are able to access and call on after taking the Celestine Star Reiki attunement.

When we receive the attunement for Celestine Star Reiki, these bright six-pointed star activate a symbol called “Joisan” and places this into each of our Palm Chakras. When practicing Celestine Star Reiki, by simply intending for the Celestine Star Reiki energies to flow, the symbol is automatically activated for the healing session. We do not need to draw it or work with it in any way and it is for this reason that we do not include more details here about Joisan.

2. RECEIVING THE ATTUNEMENT FOR CELESTINE STAR REIKI:

The attunement process for Level Two is essentially the same as you would have experienced in Level One except that the energies that you are being attuned to are different. The attunement is also a little shorter in duration taking only about 5 minutes.

Emperor Ro Han explained to us that *Celestine Star Reiki is the energy of fulfilment* and these energies will now add to and complement your Level One practice so that your healing abilities are taken to a new level.

Again, just to reassure you, taking the attunement is normally a very relaxing and nice experience and you may feel some energy moving during the process. Some may not feel anything at all and this is absolutely fine also.

And a reminder from your first level teachings - In the days following the attunement, you may feel some different sensations as some of the old, unwanted energies clear away, shift or move. If you are clearing away lots of old energies i.e. there is deep healing being done, then your body will need to work to clear these so as a result you may feel sluggish or tired. Others may feel some slight cold or flu symptoms as the energies clear. You can sometimes even get a few extra trips to the toilet if the energies are clearing in your lower chakras.



There may also be some emotional clearing happening from the attunement and / or your healing practices so just be mindful of this if you are experiencing any anger, sadness or other types of emotional unrest. For more information, please see the FAQ pages on the [Healing Crisis](#).



3. INSTRUCTIONS FOR RECEIVING THE ATTUNEMENT:

As in the first level teachings, to ensure that the attunement process works successfully we ask that you follow our instructions and most important is to relax, open up and receive these gifts with love.

IMPORTANT REMINDER: When you activated the energies for this ebook (on Page III), this has activated all of the energies and attunements for the entire ebook. Therefore, you can simply follow along with the below instructions to receive these Level 2 energies with love!

■ **1. Preparation:**

Sit or lie down, whichever is more comfortable for you, ensuring that you will not be disturbed for at least 10 minutes. Perhaps you wish to play some soft [healing or relaxing music](#), light some candles or burn some incense to create a nice ambience.



■ **2. Invoke the Celestine Reiki attunement:**

Invoke the Celestine Reiki attunement by placing the hands together, fingertips touching in prayer position whilst saying the following:



**"With love and gratitude I open up to receiving the
attunement for Celestine Star Reiki in order to
benefit all beings.**

Thankyou, thankyou, thankyou."

*[Note that the word love is divinely important in requesting Celestine Reiki energy (whether in receiving the attunement or giving a healing to yourself or others) – the stronger the feeling of love that you ask with, the stronger the energy that flows. Also, when we add the highest intention for **all beings to benefit** (in anything we do), the energy is also stronger.]*

Now your attunement will commence and will take around 2-3 minutes to finish so **it is best to sit or lie down for around 5-10 minutes**. You can time yourself or simply wait until you feel the energy drop off a little bit.

As in the first level, you don't have to leave your hands in prayer position for the entire time, please feel free to rest your hands either by your side, over your Heart Chakra or as you feel most comfortable.

■ **3. Closing the attunement:**

Again, as described in the previous practices, we close our attunement with love and gratitude.



**"With love and gratitude I offer my sincerest thanks for
receiving the divine Celestine Star Reiki attunement.
May I use this new energy for the benefit of all.**

Thankyou, Thankyou, Thankyou."

4. THE HEALING PRACTICES OF CELESTINE STAR REIKI:

As we've already mentioned, Level Two works with the same techniques taught in Level One for self-healing and for doing healing work with others. What we do here in this second level is to add to or build on the healing work done from the first level by adding the energy of fulfilment to our practice. We will now describe how this affects our self-healing practice, both for hands-on healing and meditative healing as well as how it affects our practice for healing others.

5. SELF HEALING BY HANDS-ON HEALING:

If choosing to do the hands-on healing method of doing a self-treatment, we start by doing our Level One practice as per normal. So, preparing ourselves, invoking the Celestine Reiki energies and giving ourselves a hands-on healing session for 8-12 minutes (either with hands over the heart or on a specific body part). Now we will need to do the following:

■ 1. Invoking Celestine Star Reiki:

After the Level One energies have finished, or earlier if you feel that this is ok to do so, we can now invoke the Celestine Star Reiki energies. To do this, we may place our hands together again in prayer position and say the following invocation:



**"With love and gratitude I ask for divine Celestine Star Reiki to
flow from my hands in order to benefit all beings.**

Thankyou, thankyou, thankyou."

■ 2. Celestine Star Reiki – Hands on healing:

After your invocation of Celestine Star Reiki, you may feel a subtle change in the energetic frequencies as they flow for you through your hands and into your body. You may feel the uplift or boost which is Celestine Star Reiki. The Level Two Celestine frequencies will work their magic for approximately 2-3 minutes remembering that these energies will always flow to where they are most needed. If you are working with a specific problem area, the energies will flow to where they are most needed for that particular problem to be resolved.

■ 3. Closing the session:

As the second level energies drop off, you are able to finish your self-healing session with love and gratitude by saying something like:



**"With love and gratitude I thank you for all the divine
healing energies that have been sent during this
self-healing session. May you continue to shine your
love and light for me as I walk on my spiritual path
so that I can benefit others as best I can.**

Thankyou, thankyou, thankyou"

6. SELF HEALING THROUGH MEDITATION:

Doing self healing through meditation is very similar to the self healing practices described above except that we will now be calling on the Celestine Star Reiki energies to flow through our body rather than through our hands. The process remains the same however it is simply the intention which changes (noting that intention is always 'king' in our healing practices).

So, doing the same preparation and then calling on the Celestine Reiki energies from the Level One meditative practice; we will be lying down or sitting whilst enjoying the Level One energies wash over us for 8-12 minutes.



You may be feeling quite relaxed and peaceful after your Level One practice and with this, you are now ready to invoke the energies of Celestine Star Reiki to give you the added healing boost which comes with this level.

Invoking Celestine Star Reiki:

After the Level One energies have finished, or earlier if you feel that this is ok to do so, you can now invoke the Celestine Star Reiki energies. To do this, place your hands together again in prayer position and say the following invocation:



**"With love and gratitude I ask for divine Celestine Star Reiki to
flow through me in order to benefit all beings.**

Thankyou, thankyou, thankyou."

It is also possible to invoke the Celestine Star Reiki energies without needing to move our hands into prayer position here noting that when we are in meditation it can sometimes be a disturbance if we need to move around a lot. So, if you wish to, you can simply call on the Celestine Star Reiki energies mentally as an invocation for the second level energies to commence. This is a personal decision to be made by each individual.

By placing our hands in prayer position, it is like we are calling on the energies with respect and humility. But, if this is a distraction from your healing, then it is of course ok to call on the energies with the same respect but without moving our hands. It is always the purity of our intention which is the most important factor to be considered here!

After the energies have been received we are now ready to close our meditation with love and gratitude.

7. ADDITIONAL INFORMATION FOR YOUR PRACTICE:

As we meditate with Celestine Star Reiki we begin to understand more deeply the true beauty of divinely guided energy based healing as it allows us the opportunity to simply relax and enjoy the energies as they do what they need to.

To make this healing process as effective as it can be, it can be a good practice to simply *let go* of everything that we are holding onto and *open ourselves up* to receiving the healing energies for the benefit of all beings – in other words, fully *surrender* to the divine gift of healing, knowing that we are receiving everything that we need on our journey.

This can be difficult especially if we are just starting out with our practice however the results which come with a strong sense of surrender are definitely worth the effort.

**THERE CAN BE NO BETTER WAY TO RECEIVE
ANY TYPE OF ENERGY BASED HEALING
THAN WITH FAITH AND SURRENDER!**

As we become more open through surrendering or letting go, we usually start to feel more and more from our practice. This then generally has the effect of strengthening our faith; a faith which strengthens more and more through our own feelings and meditative experiences.

8. DOING HANDS-ON HEALING WORK FOR OTHERS:

Just like in the self-healing practices, your hands-on healing effectiveness will now have been strengthened by your access to the Celestine Star Reiki energies. Also, the more you practice these (and other) self-healing techniques, the stronger your healing channel will become for others. By helping others, the more **karmic** credits you receive for healing yourself. We can perhaps think of this as like an upward spiral of love and light where all benefit from whatever practice you choose to do.

In the first level we have also hinted at this concept of creating good karma for ourselves through doing healing work on others so perhaps it is a good idea to explore this idea of karma in a little more detail.

Let us start by saying that the teachings of karma in their entirety are some of the most complex and difficult set of teachings to fully understand and digest. They are so incredibly detailed that you would need to spend many years learning and meditating just to understand the basics!




THE UNIFIED PATHWAY TO LIGHT

VOLUME 1 - THE CELESTINE SERIES

At its most simplistic level though, it is very easy to understand; karma is the idea that we will receive that which we give out. So for example, if we treat others with disrespect and anger, this will eventually manifest in our life, or a future life, as someone being disrespectful and angry towards us. If we steal from others, someone will more than likely steal from us. Basically, we reap what we sow.

On the flip-side, we can equally see that if we are generous or treat others with loving kindness and respect, this is how we will be treated at some point in our future. If we give healing and light, then we also be able to receive this at some point in our future, perhaps a future life. Again, we reap what we sow.



KARMA: WE REAP WHAT WE SOW

Of course, this is a most *simplistic* way of looking at karma or as it commonly known in Buddhism, 'The Law Of Cause And Effect'. The full teachings add in more details such as intention being the key driver in creating karma, the ripening effects, calculating the different karmic fruits of virtuous actions or the debts from negative actions, purification of karmic debts through meditation as well as a whole range of other issues.

We would always recommend that for those who are interested in understanding more about karma that they read a more detailed or comprehensive set of teachings to explain these very important principles. You can now find many wonderful books from the Buddhist tradition which explore these teachings on karma in a way which is both very easy to read and to understand more about the basics of karma.

For our purposes, it is just important to know that it is our mind and more specifically our intention behind the action which creates the good or bad karma. In this context, good is taken to mean higher vibration thought patterns and bad is taken to mean lower vibrational thought patterns. Generally speaking, if we can keep our thoughts focused in loving kindness and always act with a kind heart then the karmic consequence will always be a happy or positive one.

Moving on from this to understand how karma may affect our life; we can see that everything that we face in our life, whether it be any challenges, obstacles, issues or even our greatest accomplishments, have come from some form of good or bad karmic circumstance. We have deserved everything which has come and that which is still to come. We reap what we sow.



THE UNIFIED PATHWAY TO LIGHT

VOLUME 1 - THE CELESTINE SERIES

From our own healing experiences, we can share that all of the healing issues that we encounter within ourselves has been derived from some form of negative action (or negative karma) from a past life. When we re-experience them i.e as they are being released, it means that we are now ready to be purified of this negative karma (negative energies) due to our purifying self-healing practices.

Purification can take place in many ways, say through doing virtuous actions or through doing our self-healing practices but a truly great way of purification work is to give healing sessions to others. Actually, in the beginning, this is truly an excellent way for us to heal ourselves; by giving healing sessions to others.



In these cases, not only are we creating great karma for our future but we are also receiving healing at the same time through the divinely guided energies. These energies flow *through* us to the recipient thereby helping us both to heal in a truly positive and love filled way.

With this, let us now look at how we can do our healing work for others with Celestine Star Reiki.

9. INSTRUCTIONS FOR DOING HEALING WORK FOR OTHERS:

So, for a hands-on healing session you will need to prepare yourself and your client / recipient for the hands-on healing session as we have covered in Level One noting that now your session will run for about 3-5 minutes longer (with Level Two being added to it).

As the recipient is comfortable and you are ready to start, you will invoke the Celestine Reiki (Level One) energies and place your hands on the top of the recipients head, again as you would have done in your Level One healing. Allow the Celestine Reiki (Level One) energies to flow for the 8-12 minutes and as you feel the energy drop off, or at 10 minutes or so, you can now invoke the Celestine Star Reiki energies to flow from your hands; something like:



"With love and gratitude I ask for divine Celestine Star Reiki to flow from my hands so that I can help [insert name] to be happy and free from suffering.

Thankyou, Thankyou, Thankyou."

THE UNIFIED PATHWAY TO LIGHT

VOLUME 1 - THE CELESTINE SERIES

It is probably a good idea to leave your hands on the recipient's Crown Chakra as you are invoking the second level energies of Celestine Star Reiki rather than taking your hands off and folding them into prayer position. By keeping your hands on, it will allow for a continuing flow of Celestine energy which is probably the best option for the healing of the recipient.

So, after doing the invocation, the Celestine Star Reiki energies will flow for around 2-3 minutes which will finish off your healing session. If you wish to, you may take your hands off immediately or wait for a few more minutes of connection time before you take your hands off.

In all cases, we should always close our session with love and gratitude as we do in all practices before telling the recipient that their healing session is finished. You may say something like:



"With love and gratitude I thank-you for the divine healing energies that you have sent during this healing session. Please may you continue to shine for *[insert name]* and for all beings so that we may all be happy and free from suffering. Thankyou, Thankyou, Thankyou."

10. DOING HEALING WORK BY DISTANCE:

Your distance healing work also uses the techniques described in Level One but now adds in the Celestine Star Reiki as we have done in the other Level One practices.

So, making sure that you and the recipient have been adequately prepared for the distance healing session, we are sitting or lying down comfortably being undisturbed for approximately 15-20 minutes.

Now we start by invoking the Celestine Reiki energies and let these energies do their divine healing for approximately 8-12 minutes or until you feel the energy drop off at which point you will invoke the Celestine Star Reiki energies. As in your hands-on healing session, it's probably a good idea to continue to give healing with your hands whilst you are invoking the Celestine Star Reiki so that your distance healing is not interrupted and so the energy continues to flow to the recipient. See how you feel as you do your own practice.



THE UNIFIED PATHWAY TO LIGHT

VOLUME 1 - THE CELESTINE SERIES

After the invocation of Celestine Star Reiki, you may feel the added boost which comes at this level for 2-3 minutes as the divine healing frequencies flow through your hands to the recipient. Some people will find it easier to visualise the person lying down in front of their palms receiving the energy but the main point here is to simply intend for the Celestine energy to flow to that person through your hands.

As you send the Celestine light to the recipient, one good way to enhance the overall healing impact is to imagine, think or visualise that the recipient is receiving lots and lots of white light. Almost like the light is flowing from your hands and enveloping their entire body and then some!

You may continue to think or visualise that this beautiful white light that surrounds them is healing them of all their ailments. If you are trying to resolve a particular issue for them, then this divinely guided healing light is flowing to the areas where they are needed most to resolve this particular healing issue. Again, the more we can visualise the white light the better it will help in our healing session.

When our distance healing work is finished, we now simply close the session with love, gratitude and for the benefit of all! If you wish to, as part of this closing process you can imagine that the recipient is now very happy to have received these healing energies from you and that they are now free from all suffering. All of this helps to send positive and healing vibrations to our recipient and helps to clarify and sharpen our healing intent.



11. FINAL COMMENTS:

So this concludes our second level teachings for Celestine Star Reiki. We hope you enjoyed the practices and techniques contained within these pages and it is our deep wish that these energies help to bring you more love and light into your life.

The next level, Celestine Gold Reiki brings a strong energy of love into our meditations and can be attuned after 6-7 days of taking the second level attunement. And here, we again wish to remind you that this 6 - 7 days will be a period of energetic digestion and assimilation.

During this time, your energy field will be digesting the new energies and this will often result in some internal healing and purification occurring. It is our humble suggestion here that you use this time to continue doing your healing practices as this will often help to clear away any old or unwanted energies from within you a little more easily and with more love.

Please also remember that this 6 - 7 day digestion period is just a minimum timeframe. For those of you who wish to take a break here or for those who may be unable to come back to these teachings in exactly 6 - 7 days, this is totally fine. Again, these are *minimum* timeframes and as such, they are very flexible and open to your own personal circumstances.

The new healing frequencies being introduced during the third level of Celestine Reiki will be building on the energies and techniques covered so far, noting that Celestine Gold Reiki is like a new and fresh energy designed to bring much healing to the surface. At this new layer of love, you will start to become more able to shine outward for others with the higher levels starting to build on the concept of '*for the benefit of all*' (in preparation for both the Celestine Master Level, Prophestine Reiki and the Ecliptine Light attunements).

Finally, it is the intention of the Celestine energies to benefit all beings to be free from suffering; to live a life of happiness, truth and peace. It is with this intention that Emperor Ro Han asks that these teachings be made available in order to benefit all - and that money should not be a restriction. The overall principle is that these energies are free to all – in order to benefit all. As we were told:



May you enjoy your Celestine Star Reiki practice and may it bring your love, light and healing for your pathway.

With Divine Celestine Light,

EMPEROR RO HAN, LOVE INSPIRATION & MAITRI FOUNDATION



Love Inspiration

Learn • Heal • Awaken

The Unified Pathway To Light

CHAPTER ONE: THE CELESTINE SERIES

PHASE ONE: CELESTINE REIKI

LEVEL THREE: CELESTINE GOLD REIKI

INTRODUCING CELESTINE GOLD REIKI:

Up until now, the Celestine journey has provided you with strong, invigorating & deeply calming energies designed to help you work through difficult circumstances, both internally & externally. Now, the energies of Celestine Gold Reiki will be helping to bring the beautifully warming energy of love into your healing & meditation practices.

When the Celestine Gold Reiki attunement first came through, Gerry was shown a peaceful golden Buddha far out in the universe, pouring a flow of golden nectar from his heart. This golden nectar flowed towards Emperor Ro Han who was poised with two silver swords crossed above his head; this stance somehow invigorating, engaging or activating this beautiful golden energy to flow to the Earth via three "golden suns".

By receiving the attunement for Celestine Gold Reiki, we become able to access this beautiful Golden nectar which adds a layer of love, warmth & healing to the Celestine Reiki sequence. This love & warmth also brings a significant strengthening to our healing abilities as it is said:

“ONLY LOVE HEALS THE DEEPEST WOUNDS.”

When describing the energies of Celestine Gold Reiki, the words used by Emperor Ro Han were 'passion, love & commitment'.



THE UNIFIED PATHWAY TO LIGHT
VOLUME 1 - THE CELESTINE SERIES

CONTENTS:

Content	Page
Introducing Celestine Gold Reiki	39
1. Receiving the Attunement for Celestine Gold Reiki	40
2. Instructions for Receiving Your Celestine Gold Reiki Attunement	41
3. The Healing Practices of Celestine Gold Reiki	42
4. Doing the Self-Healing Practice	43
5. The Process for Self-Healing	48
6. Additional Information For Your Practice	50
7. Doing Healing Work For Others	53
8. Final Comments	54



1. RECEIVING THE ATTUNEMENT FOR CELESTINE GOLD REIKI:

The attunement process for Celestine Gold Reiki is again the same format as you have experienced in previous levels, except that the energies that you are being attuned to are different. The attunement for Celestine Gold Reiki takes around 6 minutes so you will need to sit or lie down for around 10 minutes.

IMPORTANT REMINDER: When you activated the energies for this ebook (on Page III), this has activated all of the energies and attunements for the entire ebook. Therefore, you can simply follow along with the below instructions to receive these Level 3 energies with love!

And another reminder from previous levels regarding the healing crisis: In the days following the attunement, you may feel some different sensations as some of the old, unwanted energies clear away, shift or move. If you are clearing away lots of old energies i.e. there is deep healing being done, then your body will need to work to clear these so as a result you may feel sluggish or tired. Others may feel some slight cold or flu symptoms as the energies clear. You can sometimes even get a few extra trips to the toilet if the energies are clearing in your lower chakras.

There may also be some emotional clearing happening from the attunement and / or your healing practices so just be mindful of this if you are experiencing any anger, sadness or other types of emotional unrest. For more information, please see the FAQ pages on the [Healing Crisis](#).

2. INSTRUCTIONS FOR RECEIVING YOUR CELESTINE GOLD REIKI ATTUNEMENT:

As in previous levels, to ensure that the attunement process works successfully we ask that you follow our instructions and most importantly; relax, open up and receive these gifts with love!

■ 1. Preparation:

Sit or lie down, whichever is more comfortable for you, ensuring that you will not be disturbed for at least 10 minutes. Perhaps you wish to play some soft [healing or relaxing music](#), light some candles or burn some incense to create a nice ambience.



■ 2. Invoke the Celestine Reiki attunement:

Invoke the Celestine Reiki attunement by placing the hands together, fingertips touching in prayer position and repeat the following (either out loud or in your mind):



**"With love and gratitude I open up to receiving the
attunement for Celestine Gold Reiki in order to
benefit all beings.**

Thankyou, thankyou, thankyou."

[Note that the word love is divinely important in requesting the Celestine Reiki energy (whether in receiving the attunement or giving a healing to yourself or others) – the stronger the feeling of love that you ask with, the stronger the energy that flows. Also, when we add the highest intention for all beings to benefit (in anything we do), the energy is also stronger.]

Now your attunement will commence and will take around 6 minutes to finish so it is best to sit or lie down for around 10 minutes. You can time yourself or simply wait until you feel the energy drop off a little as a sign that the attunement is finished.

As in the previous levels, you don't have to leave your hands in prayer position for the entire time; please feel free to rest your hands either by your side, over your Heart Chakra or as you feel most comfortable.

■ 3. Closing the attunement:

Again, as described in the previous practices, we close our attunement with love and gratitude.



**"With love and gratitude I offer my sincerest thanks for
receiving the divine Celestine Gold Reiki attunement. May I use
this new energy for the benefit of all.**

Thankyou, Thankyou, Thankyou."

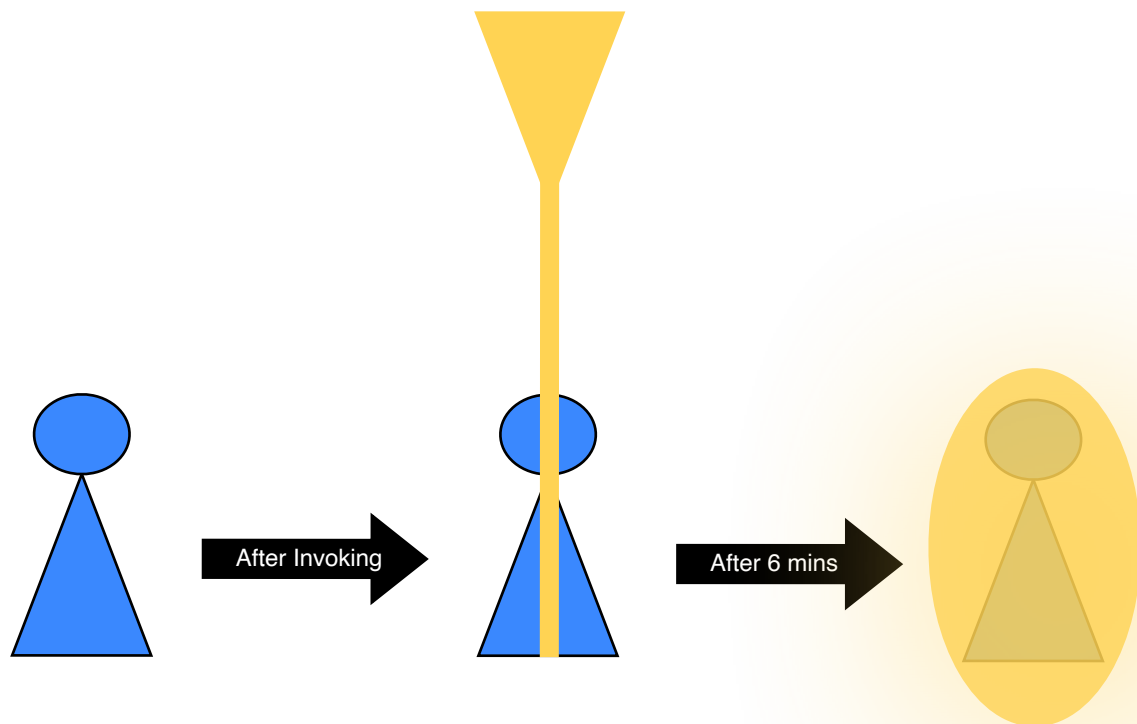
3. THE HEALING PRACTICES OF CELESTINE GOLD REIKI:

As with your Celestine Star Reiki practice (Level Two), the Celestine Gold Reiki energies now add another layer to our healing – the layer of love & golden healing light. The energies contained within this level are absolutely crucial to the Celestine Reiki practice as they help to really move & clear away old or unwanted energies and/or thought forms from deep within you.

These energies are deeply cleansing & at this level of vibration, we may start to feel an almost tangible sense of love or expansion from our Celestine practice. When these are then combined with the energies of Celestine Emerald Reiki (Level Four) we can really start to see some energetic transformations happening as we approach the Master Level which incorporates both Celestine Violet Eclipse and Celestine White Emperor Reiki.

The energies being worked with in this third level on the Celestine path basically help to pave the way for all which is to come. This 6 minute addition to our practice is a rich and warming “embrace” of the beautiful golden energy which we spoke of earlier.

The source of this golden energy, as mentioned previously, comes via the three golden suns, which when Celestine Gold Reiki is invoked, become activated to pour a channel of golden light, warmth & and love down through our Crown Chakra and into our central energy channel. Over the 6 minutes, these energies gently begin to radiate & expand outwardly which helps to push out our energetic impurities. After the 6 minutes has been completed, the whole body is embraced in the beautiful warmth of the Celestine golden light as we can see below:



INVOKING THE GOLD ENERGY OF CELESTINE GOLD REIKI

4. DOING THE SELF-HEALING PRACTICE:

As we move into these higher levels of Celestine Reiki, it becomes less important to do self-healing through the hands-on healing technique described in levels one and two. For Celestine Gold Reiki, the healing is now done meditatively, allowing the energies to work on the central energy channel and then radiating outward for the benefit of all.

This process of radiating out the golden healing light for the benefit of all is a highly effective way of bringing many healing issues to the surface. By healing these issues and releasing them from our energy, we are able to become a clearer healing channel for both for our own healing and in helping others.

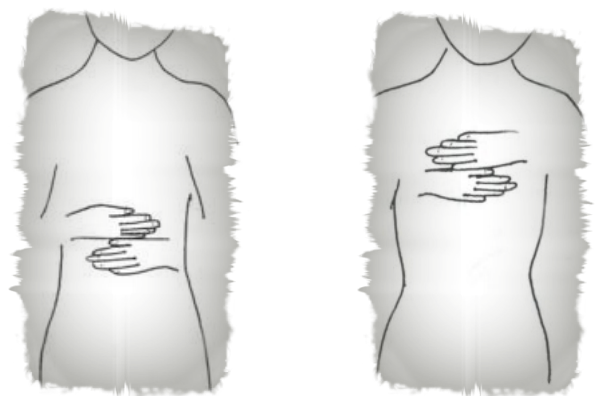
In Celestine Gold Reiki, we should really aim to do our self-healing practice at least once per day, preferably morning and night, as it will help us to really push out any impurities being brought to the surface from both level and previous ones. For those of you who are time poor, you could aim for a self-healing practice say 3-4 times a week with each practice taking around 20 minutes or so. However please hold the understanding that what you put in - you will get out!

So, we now understand that our self-healing practice can now be done purely through 'meditation' or more accurately, by allowing ourselves to surrender to the divine healing energies with the feelings of faith, love & gratitude.

Through this meditative process, the healing taking place within us is happening at a level of intelligence & understanding which often goes far beyond our own comprehension. In simple terms:

“THE ENERGIES WE ARE WORKING WITH COME FROM A PLACE OF PURE LOVE, COMPASSION & WISDOM AND ALWAYS HAVE OUR HIGHEST INTERESTS AT HEART”

During the course of our self-healing practice, it is of course still totally fine to rest our hands over the Heart Chakra or perhaps over our abdomen area (as in the diagrams) in what is a very relaxing position when lying down. This may be thought of as kind of like a mudra position which helps to enhance the energy flow within our body.



**RESTING POSITION WITH HANDS
OVER ABDOMEN OR HEART CHAKRA**

THE UNIFIED PATHWAY TO LIGHT

VOLUME 1 - THE CELESTINE SERIES

Those preferring to sit in meditation may wish to rest with both palms facing upward on top of each other (as in middle picture below) - or in another form of mudra position, or as they see fit for their individual needs.



MUDRA: A SYMBOLIC HAND GESTURE WHICH HELPS TO ENHANCE ENERGY FLOW.

This comes down to a matter of personal preference; some people whilst lying down for example may wish to adopt a more “yoga” relaxation type posture which again is wonderfully peaceful for meditation.



YOGA RELAXATION POSTURE

We should clarify here, that we are still able to pass on the Celestine Reiki energies *to others* through hands on healing; it is only really from a self-healing perspective that our hands are no longer considered to be a key component anymore. As in most healing practices, it is our heart & mind that are by far the most important aspects of healing.

Whether it be using our minds to surrender, let go of our ego clinging or to be grateful for the divine assistance; we can use our mind in a way which allows us to more effectively shine outward for all to benefit. A good energy based healing practitioner will often interweave many different healing techniques into their practice through the use of their mind to make their healing more effective.

For example, one way that we can help our practice to grow and something which we touched on briefly in the Celestine Star Reiki teachings (in the distance healing section) is to use visualisation.

Through visualisation, we can sharpen the focus of our intention in our healing or meditation and therefore boost our healing power. Working with visualisation can also help us to communicate with our subtle energy bodies and when this skill is perfected, it can really yield some powerful healing results.




For example, well known author Louise L Hay, a person of extraordinarily talents when it comes to healing through the mind, writes of many different stories where the mind has been used to heal physical ailments through visualisation. We would happily recommend that anyone interested in healing read her now famous book "You Can Heal Your Life". It clearly demonstrates the powerful potential of visualisation - and as we start to work with visualisation in meditation, you can really start to see just how powerful an impact it can have.

Also, there will be many of us who like to keep our mind focused on *something* as we are doing our healing & meditation practices; something perhaps which helps us to keep our healing intention close by so we do not lose track of what we are doing in meditation. It can often be the case that our thoughts simply run away from us during our healing; we may find that suddenly, 10 minutes has gone by and we've been off thinking about what colour shoes we want to buy or what we feel like cooking for dinner or who we want to catch up with later today. It is very easy to have our thoughts overrun our meditation so with a technique like visualisation, it can help us to keep our mind a little more focused.

This is not to say that having thoughts are a bad thing. After all, it is the mind's job to think, analyse & contemplate – this is what it does best! So we shouldn't get frustrated or discouraged by our thoughts as they dart here there and everywhere.

Sometimes, there can be a misperception of meditation or energy based healing in that people often think that they are not doing a good practice if they are experiencing many different types of thoughts during their meditation.

In many cases, by simply observing our thoughts as the divine healing energies wash over us, it can help us to better understand our inner world; to better understand the inner workings of our mind. This by itself is *of great benefit* to our overall healing. In many cases, the energies will help you to have these types of mini-realizations about yourself & your thought patterns. It is said that:




"AWARENESS IS THE FIRST STEP IN ANY TRUE HEALING"

And this is most certainly the case in dealing with healing our minds.

So please don't think that by having thoughts you are not doing something correctly because this is simply not true. Just allow the thought to come to you but try not to chase it. Just watch it come, observe it as you were just a witness and leave it at that. By doing this, you will slowly begin to understand more & more about how your mind works.

If we do find ourselves entangled in thoughts during a meditation or healing session, that's ok; it happens, we just need to mentally say something like - "thank you mind for doing your job (i.e. thinking), now I will return to my healing meditation with love & for the benefit of all"

We should also point out here that when we are working with these higher vibrational energies such as Celestine Reiki, it is likely that in times of inner stillness, many thoughts may come to us from other guided sources such as your spirit guides or other higher beings associated with the Celestine frequencies. By opening ourselves up & surrendering through our practice, it gives them the perfect opportunity to speak with you or to *guide you* towards where you need to be heading for your greatest good.



The general rule in any meditation is to always treat yourself, your thoughts & your healing with loving kindness, patience & a fun loving attitude. Perhaps you might like to think of your practice time as *your time*. This is the time you have set aside for you. This is your time to set aside all other things, forget about all the things you need to do and make some time for you to reflect, relax & enjoy more deeply the feelings of inner peace, peace & love.

Ok, so moving back now to our discussions about visualisation, let us now cover how we can start to work with these techniques in our healing & meditation.

Well, it really is quite easy to work with visualisations when combining this with divinely guided energy based healing practices, mostly because the energies do most of the work for us. Therefore, a simple & good introductory practice for us is to start visualising, imagining or thinking that we are receiving lots of white or golden light. Whenever we visualise this, the golden rule, pun intended, is to always be as *expansive* as possible.



FOR EXAMPLE:

If you are trying to heal or bring more love & light to a particular area of the body, imagine the area totally covered in a brilliant bright white or golden healing light. The light is filled with love and all of your darker, negative energies are being totally absorbed into the light. Now we can start to expand this outwards for all to benefit from.

Doing an exercise like this can be a great way for us to start working with visualisations and when we start to shine this light out for all, the universe seemingly sends us more, as our intention (which is sharpened by our visualisation) is now far stronger.

ANOTHER EXAMPLE:

When working with the Celestine Gold Reiki energy, you could visualise a brilliant & love filled golden light entering your Crown Chakra and moving downward into your body through your main energy channel. (If it helps, you can think of your central energy channel as being similar to a hose or pipeline of some sort, and the energy being the water that flows through it.)

Now see this golden healing light shining brightly & flowing downward from the the golden suns. Perhaps you wish to simply imagine a bright shining sun or maybe an infinite white / golden light source somewhere above your head, say 30-50 cm. Now your whole body is being filled by this beautiful, divine, golden light and all of your imperfections are being cleared.

As you start to *feel* the golden energy radiating outwards (say after 1-3 minutes into your meditation), you may start to expand the visualisation outward also. The golden light is now radiating outwards for all to benefit from, relaxing in the understanding that we are all interconnected (something we will discuss a little more in the Master level). May all beings also receive this golden healing love light and may they all be happy & free from suffering.

When this type of thinking is applied with a pure heart, we can really start to achieve some truly amazing healing results!



*Again, the general rule to be followed here is to
always enjoy your practice, be creative and
have a bit of fun playing around with the frequencies!*



If you are also working with symbols, perhaps from Usui Reiki or from the Divine Light system, you are of course able to give yourself a *symbol shower* or work in a particular area in combination with the Celestine practices. Often, this is a great way to prolong your meditation & healing session and to provide your energy with many different frequencies which will often aid in your overall healing.

There will no doubt be some of you who are already able to see things manifesting from your practice. Perhaps colours, lights or other visions are coming to you through your meditations & healing. In this case, you may not wish to work with visualisations as this would only serve to cloud the information that you are receiving. This is absolutely fine, our intention here is to simply share many techniques as we move through the Celestine teachings so that all can benefit.

Your visions are most likely an invaluable source of information for you on your spiritual path and can often be used in the more effective healing of yourself & of others. If you are one of these karmically fortunate people who are working with these gifts, then we hope you enjoy the fruits of your karma - and that it brings much happiness to you and others in your life, for the benefit of all.

5. THE PROCESS FOR SELF-HEALING:

This will be much the same as your Level Two practice except that you are now introducing the additional 6 minute Celestine Gold Reiki sequence at the end of the 2-3 Celestine Star Reiki boost of energy. As we've mentioned above, it is not so important from now on whether you choose to complete your self-healing practice meditatively, or by putting your hands on. Whatever feels right for you is best.



When invoking the Celestine Gold Reiki energies, you may use similar language to that which you have invoked Celestine Reiki & Celestine Star Reiki with. It is your choice whether you wish to bring your hands into prayer position or not for each invocation of Celestine Reiki energies – the key here is that your intention be filled with love & gratitude as you call on the energies for the benefit of all.



"With my deepest love and humble gratitude, I ask for divine Celestine Gold Reiki to flow so that I can be free from all kinds of suffering and so I can better help all beings.

Thankyou, Thankyou, Thankyou."

Other than that, the process is the same.

STEPS:

1. Firstly, we prepare ourselves for the self-healing meditation.
2. Secondly, we invoke Celestine Reiki (Level One), then relax & enjoy for around 10 minutes.
3. Thirdly, we invoke the Celestine Star Reiki (Level Two) energies and receive these divine healing frequencies for 2-3 minutes with love, until we start to feel the energies drop off a little.
4. Fourthly, we can now invoke the Celestine Gold Reiki energies and surrender to the golden healing light of love for around 6 minutes.
5. Finally; thanks and gratitude.



(*** Note that if you have taken The Alalgam Cleanse attunements, then you may wish to use the Didonimo symbol with Celestine Gold energy as they work exceptionally well together for an added boost.)

We may feel these golden healing energies flowing downward in through our Crown Chakra and into our main energy channel. For the first few minutes, we may not feel so much radiation perhaps as the golden energies are doing their work deep inside our energies. During the latter half of the 6 minutes we will start to feel the radiation of love which is where we can begin to apply our visualisation or perhaps a nice little affirmation like:



**“MAY CELESTINE GOLD REIKI
SHINE FOR US ALL”**



There will be times when you wish to follow the timeframes specified in the teachings i.e. 8-12 minutes + 2-3 minutes + 6 minutes and equally so, there may be other times when you wish to simply follow your own intuition at the time. In some cases, you may wish to practice for times shorter than these mentioned and other times you may wish to practice for longer.

As we've mentioned above, we can also use these Celestine energies as a platform for other energy based healing practices and possibly the easiest and most effective way is to use symbols to enhance the divine healing vibration.

This is mostly because working with symbols is very flexible and because there are many symbols & therefore many healing frequencies which are available to you. For example, disciplines such as Usui Reiki, Karuna Reiki, Divine Light & our Divine Cleansing courses are a great way to complement any healing.

Of course, after any energy based healing practice, we should always remember to close the session with the appropriate thanks & gratitude for the healing energies which have been received (for the benefit of all).

6. ADDITIONAL INFORMATION FOR YOUR PRACTICE:

As we start to work with the energies of Celestine Gold Reiki we will be experiencing more & more cleansing & purification. So, it is perhaps a good idea here to talk a little about purification and some of the things that we may start to experience from this cleansing aspect of the practice.

Of course, a few of us will be starting to feel ourselves opening up and some may feel some further expansion of their energies as they allow the Celestine Gold Reiki to radiate outward from their central channel. Some may be starting to feel the warmth of love through their practice whilst others may be feeling like they are slowly moving a little bit closer to understanding their own truth.

There will also be some who feel like none of this is happening, or that it is not happening fast enough! Don't worry, with time & practice you will start to feel more & more. Slow and steady wins the race and this is certainly the most advisable approach to take with any energy based healing practice. Even if you can't feel or see anything happening within your own energy, there most certainly are things happening on the inside.



[Sometimes it may help to look for very subtle positive changes occurring; such as not reacting to a situation as you normally would, feeling a little different even if you can't pin-point what it is, giving more - whether its love, compassion or even money. These are all signs that your energy is moving - and that changes within you are happening].

Let us talk more about what we may start to feel during our practice:

Perhaps you may be feeling some parts of your energy field where there seems to be a disruption in the flow of your energy field / your aura?

As we start to work with higher vibrations of energy and as these divine energies start to flow through our bodies, we slowly start to pick up on areas or places within our energy that feel a little sluggish. Maybe we can feel some pain or discomfort or perhaps you are able to feel an area of energy blockage.

These are our dark spots; our denser energies or old thought patterns that are starting to be stirred through our practice. These have always been there but you are now perhaps starting to see them more clearly. As it is said:



*"Understanding one's own darkness
allows the emanation of true compassion"*

THE UNIFIED PATHWAY TO LIGHT

VOLUME 1 - THE CELESTINE SERIES

If you are starting to feel any of this then it is a very good sign of your practice! Sometimes it might not feel like it but for sure this is a sign of true healing taking place. For those who are not feeling these sensations just yet, again, we suggest that time, patience & of course love is called for.

To explain this through analogy, let us suppose that we have an apartment which is quite dusty & dirty but only has a very dim light, say one 20 watt light bulb – the apartment doesn't look so *bad* right?

So what happens when you increase the wattage of the light bulb say to 100 watts? Or alternatively put three extra light bulbs in? Wow! Now you are able to see all the dirt & dust everywhere because the light is a lot brighter!



This is precisely what is happening inside us. We all have dirt or darker energies from many lives of non-virtuous thoughts & actions. As we move forward on our healing path and introduce some of these strong, bright, divine healing energies, we slowly move closer to these higher, lighter vibrations.

As this happens, we can start to feel or see more of our dirt and at times it can bring a feeling that we are actually moving away from happiness or health. You may think that "Man, I'm doing all this work and I'm feeling more dirt than ever before!" Sometimes, you will also need to re-experience some difficult emotional states or even some physical ailments that have troubled you in your past.

At other times you might be presented with difficult situations or even get to a certain point where you just feel trapped; stuck between a rock and a hard place. This is normally the universe giving us the opportunity to release some old unwanted energies from our bodies. We need that particular situation or unpleasant external circumstance so that these stagnant energies can be released once and for all.

THE UNIFIED PATHWAY TO LIGHT

VOLUME 1 - THE CELESTINE SERIES

This process is also described as “Karma” and by purifying oneself through any spiritual practice we are effectively helping our karma ripen more quickly so that we can move closer to a place of stronger light.



**IN OTHER WORDS, AS WE RELEASE OUR
DARKNESS, WE ALLOW OURSELVES
MORE ROOM FOR THE VIBRATIONS
OF LOVE & LIGHT**

All of this is a totally natural part of any energy based healing practice and any true natural healing.

Often, by just sitting in this space of emotional, physical or spiritual unrest, this is enough. At times, you may feel the need to express anger, cry (usually in that order), do some exercise or to do what it is you love most (your gift). By doing some of these things it can help to move the energy faster and more pleasantly so that you can then move closer to love.

As we progress on the healing path we soon learn what works best for us to move our old unwanted energies noting again that once we clear away these darker energies, it then allows us to bring in a much higher vibration of love & light.

**IF TIMES ARE DIFFICULT,
IT CAN BE GOOD TO ACKNOWLEDGE THAT
WHATEVER YOU ARE EXPERIENCING IS A
SIGN OF DEEP & TRANSFORMATIONAL
HEALING TAKING PLACE WITHIN YOU**



This healing process is cyclical in nature in what is likened to the peeling of an onion; each time we heal something, we peel back to a deeper layer of healing which then reveals more of who we truly are which is divine.

7. DOING HEALING WORK FOR OTHERS:

On the note of purification & healing, let us now talk about the healing work that we do for others - for it is this type of work which creates more healing, love & purity in our own energy field. Doing healing work for others quickly creates the karmic circumstances which help us heal our own physical, emotional and spiritual ailments.

In this third level of practice, the procedures are the same as we have covered in the previous levels with the Celestine Gold Reiki energies now being introduced after Celestine Reiki & Celestine Star Reiki energies.

Your healing session should now last for around 20 minutes or so (12 + 3 + 6 minutes) and will involve you invoking the three levels of Celestine energies one after the other. Where giving healing sessions in person, we will still continue to leave our hands on the Crown Chakra the entire time with the intention that the Celestine energies go to where they are needed in the recipient for their greatest good. However always trust your intuition and if you feel that your hands should move to another part of the person's body, then do so.

As you are invoking and starting to work with the energies of Celestine Gold Reiki you can simply imagine or think that the Celestine Gold Reiki energies are flowing down into your Crown Chakra and flowing into the recipient through your hands.

You may feel some difference here in the energies being worked with as you introduce Celestine Gold Reiki into your healing session. During the first 1-2 minutes (of the Celestine Gold Reiki) it can sometimes feel like the golden energies are trying to radiate outward but they are having some difficulty working through the dust. During this time, it is a good practice to simply open yourself up to the energies with the intention that the Celestine Gold Reiki flows through your hands into the recipient for their highest possible good.

All is happening as it should be; this is divine guidance. During this 1-2 minutes of initially calling the Celestine Gold Reiki energies, the recipient is also receiving these healing energies by the power of your intention. As the golden energies start to radiate outward, so too will they move into the client and radiate outward. You can also help this divine healing process by feeling, visualising & believing that this is taking place. In this way we can see that:



Any visualisation practice that you do in your self-healing also helps you to become a better healing channel for others



When doing healing work by distance, we will continue to keep our palms facing outward, allowing the energy to flow - simply opening ourselves up to the divine Celestine energies to do their healing on the recipient. Again, the energies are always being divinely guided so there is never any need to worry that we are somehow not doing something right or that the person won't receive the energy that we are sending. Trust!

Our intention always sets the stage for the healing which takes place. By simply intending for the Celestine energies to flow to the recipient(s), it will be for the greatest good of all. Again, we encourage you to play around with some visualisations being as expansive & imaginative as you can. There are no right or wrong techniques here, just whatever helps the overall vibration of the healing.

8. FINAL COMMENTS:

We hope you have enjoyed these new energies, teachings & healing practices! Hopefully you can see that you are now starting to expand & grow your practice more & more as you continue on with the Celestine Reiki teachings. It is our intention to continue this expansion process right through the Celestine levels, into the Prophestine levels and onto Ecliptine Light. May your practice blossom into something which truly magical & deeply transformational!

The next level then, Celestine Emerald Reiki is a beautifully refreshing & expansive set of energies which helps us to clear away some of the old energies being stirred up by the Celestine Gold Reiki level. You may take the attunement for Celestine Emerald Reiki approximately 3-4 days (minimum) after taking the Celestine Gold Reiki attunement.

We again wish to remind you here that this 3 - 4 day waiting period can be wisely used to continue with your Celestine Reiki healing practices as you open up and receive these beautiful energies. By doing this, you will surely be assimilating & digesting these energies very deeply as you are guided towards yet another mini ascension towards more love & light!

For the next level, we lovingly suggest that the Celestine Emerald Reiki energies be received soon after Celestine Gold Reiki i.e. within a week or so, as this will allow you to more easily clear away any healing issues being brought to the surface from your Celestine practice. Having said this, please allow yourself to be guided by your divine intuition and simply do what feels right for you.

The step into Celestine Emerald Reiki is an extremely rewarding one as it helps us to shine a deeper and more powerful light outward for all to benefit. It also helps us to clear away the smog or dust which has stirred from the Celestine Gold Level and therefore helps us to become a clearer healing channel for all.

Finally, it is the intention of the Celestine energies to benefit all beings to be free from suffering; to live a life of happiness, truth and peace. It is with this intention that Emperor Ro Han asks that these teachings be made available in order to benefit all - and that money should not be a restriction. The overall principle is that these energies are free to all – in order to benefit all.

“WHERE THERE IS LOVE, THERE IS NO NEED FOR MONETARY COMBAT”

We thank you for your continued service to healing, light & love. May you continue to shine strongly and may this bring you peace, love & happiness in your life. May you radiate these loving feelings outward for all beings to benefit from!



With Divine Celestine Light,

EMPEROR RO HAN, LOVE INSPIRATION & MAITRI FOUNDATION



Love Inspiration

Learn • Heal • Awaken

The Unified Pathway To Light

CHAPTER ONE: THE CELESTINE SERIES

PHASE ONE: CELESTINE REIKI

LEVEL FOUR: CELESTINE EMERALD GREEN REIKI

WELCOME TO CELESTINE EMERALD GREEN REIKI:

It is with love & warmth that we humbly welcome you to Celestine Emerald Green Reiki. During this level we can start to feel an expansion of our energy field in what is a great clearing, or release of, old energies, old emotions & old unwanted thought patterns.

To understand the purpose of Celestine Emerald Green Reiki more clearly, let us do a quick recap on the Celestine sequence to date. Firstly, we have Celestine Reiki (Level One) which provides us with the healing energies of strength, resilience & fortification and allows us to meditate or heal ourselves & others whilst experiencing states of inner calm & peace. Our practice may have helped us to feel invigorated or refreshed in what may have been difficult circumstances and perhaps gave us the freedom to enjoy some personal reflection time in combination with our healing.

The Celestine Star Reiki Level then introduced the energy of fulfilment to our meditation & healing sessions in what is a short but powerful burst of healing which may have felt like a reward at the end of the Celestine Reiki (Level One) practice.

Our next step was Celestine Gold Reiki where we gained access to the warming & loving energies of the golden light. These energies helped us to deeply cleanse from within, starting with our central energy channel. We were able to perhaps feel a warm feeling of love radiating throughout our bodies in what likely brought some healing issues to the surface.

Now we introduce Celestine Emerald Green Reiki, with frequencies designed to help us clear away all those impurities brought to the surface through our Celestine healing practice to date. These new energies help us to more deeply shine the healing light outward in what feels like a stronger or perhaps more intense & powerful healing light. May these new energies help to bring much love, light and purity into your life for the absolute and ultimate benefit of all!



THE UNIFIED PATHWAY TO LIGHT
VOLUME 1 - THE CELESTINE SERIES

CONTENTS:

Content	Page
Welcome To Celestine Emerald Green Reiki	55
1. Receiving the Attunement For Celestine Emerald Green Reiki	57
2. Instructions for Receiving Your Celestine Emerald Green Reiki Attunement	58
3. The Healing Practices of Celestine Emerald Green Reiki	59
4. Doing the Self-Healing Practice	60
5. Doing Healing Work For Others	67
6. Final Comments	70



1. RECEIVING THE ATTUNEMENT FOR CELESTINE EMERALD GREEN REIKI:

The attunement process for Celestine Emerald Green Reiki is again the same format as you have experienced in all previous levels to date, except that the energies that you are being attuned to are different. The attunement for Celestine Emerald Green Reiki takes around 5-6 minutes so you will need to sit or lie down for around 10 minutes.

IMPORTANT REMINDER: When you activated the energies for this ebook (on Page III), this has activated all of the energies and attunements for the entire ebook. Therefore, you can simply follow along with the below instructions to receive these Level 4 energies with love!

A reminder from previous levels about the healing crisis:- In the days following the attunement, you may feel some different sensations as some of the old, unwanted energies clear away, shift or move. If you are clearing away lots of old energies i.e. there is deep healing being done, then your body will need to work to clear these so as a result you may feel sluggish or tired. Others may feel some slight cold or flu symptoms as the energies clear. You can sometimes even get a few extra trips to the toilet if the energies are clearing in your lower chakras.

There may also be some emotional clearing happening from the attunement and/or your healing practices so just be mindful of this if you are experiencing any anger, sadness or other types of emotional unrest. For more information, please see the FAQ pages on the [Healing Crisis](#).



2. INSTRUCTIONS FOR RECEIVING YOUR CELESTINE EMERALD GREEN REIKI ATTUNEMENT:

As in the previous levels, to ensure that the attunement process works successfully we ask that you follow our instructions and most importantly, relax, open up & receive these gifts with love!

■ 1. Preparation:

Sit or lie down, whichever is more comfortable for you, ensuring that you will not be disturbed for at least 10 minutes. Perhaps you wish to play some soft [healing or relaxing music](#), light some candles or burn some incense to create a nice ambience.

■ 2. Invoke the Celestine Reiki attunement:

Invoke the Celestine Reiki attunement by placing the hands together, fingertips touching in prayer position and repeat the following (either out loud or in your mind):



**"With love and gratitude I open up to receiving the
attunement for Celestine Emerald Green Reiki
in order to benefit all beings.**

Thankyou, thankyou, thankyou."

[Note that the word love is divinely important in requesting the Celestine Reiki energy (whether in receiving the attunement or giving a healing to yourself or others) – the stronger the feeling of love that you ask with, the stronger the energy that flows. Also, when we add the highest intention for all beings to benefit (in anything we do), the energy is also stronger.]

Now your attunement will commence and will take around 6 minutes to finish so it is best to sit or lie down for around 10 minutes. You can time yourself or simply wait until you feel the energy drop off a little as a sign that the attunement is finished.



As in the previous levels, you don't have to leave your hands in prayer position for the entire time; please feel free to rest your hands either by your side, over your Heart Chakra or as you feel most comfortable.

■ 3. Closing the attunement:

Again, as described in the previous practices, we close our attunement with love and gratitude.



**"With love and gratitude I offer my sincerest thanks for
receiving the divine Celestine Emerald Green Reiki attunement.
May I use this new energy for the benefit of all.**

Thankyou, Thankyou, Thankyou."

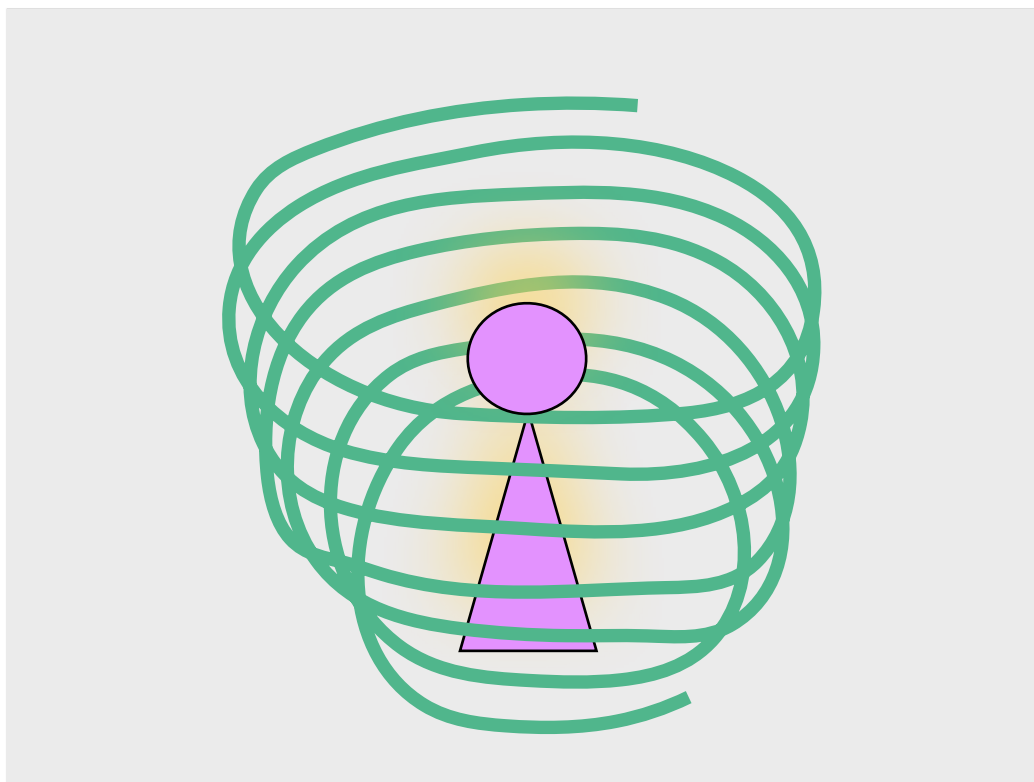
3. THE HEALING PRACTICES OF CELESTINE EMERALD GREEN REIKI:

As we've just mentioned, the energies within Celestine Emerald Green Reiki continue the Celestine healing sequence by building on the previous level, Celestine Gold Reiki level. In Celestine Gold Reiki, the warming and embracing golden energy radiated out through the body, pushing out impurities and it is these "impurities" (being emotional, physical or spiritual) that the Celestine Emerald Green Reiki Level now works to clear.

The source of the Celestine Emerald Green Reiki comes via a glowing, emerald green, 8-pointed star. When the energy is invoked, this star is activated and sends an iridescent emerald green spiral of energy down around the body, gently clearing all impurities or "smog" that is sitting in the aura. The energy cleansing lasts for 5-6 minutes.

Emperor Ro Han's words for this level are 'clarity' and 'insight', as we are able to 'see' more clearly once the smog is gone. We would also add to this that the energies of Celestine Emerald Green Reiki feel refreshing & clean.

When we receive the attunement for this level, we receive the ability to invoke this gentle cleansing energy, adding a fourth beautiful layer to the Celestine Reiki sequence – and our Celestine healing path.



**INVOCATION OF CELESTINE EMERALD GREEN REIKI:
AN IRIDESCENT EMERALD GREEN ENERGY SPIRALS DOWN AROUND THE
BODY, GENTLY CLEARING IMPURITIES**

4. DOING THE SELF-HEALING PRACTICE:

As we start to work through the Celestine Reiki sequence and now add the energies of Celestine Emerald Green Reiki, we can really start to feel the intensity & cleansing which comes from this dynamic system of energy based healing.

As a result, we should really aim to do our self-healing practice at least once per day, preferably morning and night, as it will help us to clear away any impurities being brought to the surface from our healing practices to date. For those of you who are time poor, you could aim for a self-healing practice say 3-4 times a week with each practice taking around 25 minutes or so.

So, from the platform of Celestine Reiki & Celestine Star Reiki we add the love and golden healing light of Celestine Gold Reiki and as the golden energies radiate outward from our central channel we may start to feel the energy surround us in what may be likened to a symphony of divine vibrations.

As we are feeling these states of Celestine bliss, it is now time to call in the sweeping energies of Celestine Emerald Green Reiki:



**"With a deep love and sincere, humble gratitude, I ask for divine
Celestine Emerald Green Reiki to flow through me in order to
benefit all beings. May we all be free from suffering.
Thankyou, thankyou, thankyou."**

As we invoke the Celestine Emerald Green Reiki energies we are now able to really open ourselves up and really just **let go** of everything that we are holding onto. Allow yourself to be a pure healing channel; let yourself be the conduit for divine love & grace to flow outward for all to benefit from.

**"OPEN YOURSELF UP TO ALL THAT YOU CAN BE,
TO ALL THAT YOU ARE
AND TO ALL THAT YOU HOPE TO BECOME"**

Working with this newly enriched Celestine Reiki sequence, we now have a perfect opportunity to create a very tangible expansion of our consciousness. We have already introduced you to the idea of visualisations which can help us to accomplish this and in the first level of Celestine Reiki, we also gave you a very brief introduction to the idea of working with affirmations or mantras in our healing.

Amongst other things, the use of affirmations can help to keep our minds focused during our meditation & healing sessions as they effectively sharpen our healing intention. This can then help us to strengthen our overall healing vibration by promoting pure & stronger intentions such as surrendering, being grateful, letting go, opening up & best of all – shining for the benefit of all.

By using this method of thought repetition, it can also help us to retrain our minds away from any limited conditioned beliefs that we may have - and in this way it can be a significant asset to our healing.

**Affirmations: HELPING US TO RETRAIN OUR MINDS
AWAY FROM LIMITING CONDITIONED BELIEFS**

Affirmations can also be used to expand our minds closer towards its true potential. When this is coupled with visualisation techniques and the energies within systems like Celestine Reiki, we can really start to see some amazing & vastly expansive results. We really are only ever limited by what our minds can create and this is always the true driving force behind any healing. As the old Qi Gong saying goes:



“WHERE CONSCIOUSNESS LIES, ENERGY FOLLOWS”

Ok so moving back to the actual practice - it is in this Celestine Emerald Green Reiki Level that we will now talk a little more about how to use affirmations from a practical meditational standpoint. From this, we hope that we can bring more understanding to just how this technique can be used to bring more clarity to our healing intention.

THE UNIFIED PATHWAY TO LIGHT

VOLUME 1 - THE CELESTINE SERIES

And we should point out here that for some people, affirmations might not be a technique that you wish to work with and that's totally fine. It really just comes down to personal preference about how we choose to work in our meditation & healing. Everyone has a different way. Everyone has a different truth!

Affirmations can be a great way to help tame the busy mind and for many people, they will provide the support & a platform for the divinely guided energies to do their work. They can help us evolve & mould our minds to thought vibrations more conducive to love. Our general rule is to always follow your intuition & your heart for guidance. Perhaps try many different ways to understand what works best for you.



So with all this being said, let us now look at some examples of affirmations you may wish to use for a standard 20-25 minute Celestine meditation session (calling on levels one through to four). Your meditative practice may go something like this:

EXAMPLES OF AFFIRMATIONS FOR A STANDARD 20-25 MINUTE CELESTINE REIKI MEDITATION SESSION (LEVELS ONE TO FOUR):

When working with Celestine Reiki (Level One), you will need to start off with your invocation, so something like:

“With love and gratitude I ask for divine Celestine Reiki to flow throughout my entire body.
May it also shine outward so that all beings may benefit”

You may wish to repeat this invocation slowly & silently in your thought stream for a few minutes to firmly establish your meditative intent at which point you will no doubt be feeling the energies flowing through your body. You can simply continue this for your 8-12 minutes.

Perhaps you feel like you need a shift in intention to feel a slightly different vibration, maybe a more sharper focus on shining outward, you might for another few minutes, say something like:

“May Celestine Reiki shine for us all”

Again, as you feel like shifting your intention a little, maybe more towards letting go, you may use something like:

“Let go, let go, let go, let go, let go”

Perhaps this brings you to a different vibration, one which allows the energy to shine through your body and outward for all to benefit. By letting go more & more we may feel a stronger sense of wanting others to benefit, after all there are many more *out there* who can benefit instead of just one human being! After another minute or so we may wish to return back to our:

“May Celestine Reiki shine for us all”

Perhaps, for a while, we wish to simply say:

“Thankyou, thankyou, thankyou”

It is always important for us to keep our minds focused on what we are mediating for and this is why a combination of affirmations normally works best. With practice, this concept will be more deeply understood.

The types of affirmations you work with and the extent to which you switch them around as well as the pace you say them (mentally to yourself) will depend on you. It will also depend on how your mind is working at that particular point in your meditation or healing session.

For example: Say that you are feeling tired, your mind might not be able to cope with such long affirmations. In this case, you may need to use more simple or easy affirmations to keep your mind focused i.e.

“May Celestine Reiki shine for us all”

You could end up saying this for the entire 25 minutes (being sure to change the Celestine Reiki to Celestine Star Reiki, Celestine Gold Reiki etc.)

So, moving back to our original example now, at some point we will feel the energies drop off for Celestine Reiki (Level One) or we may even feel like we want to start working with the Level Two energies a little earlier than the 8-12 minutes; in this case we will say our invocation for the Celestine Star Reiki energies.

THE UNIFIED PATHWAY TO LIGHT
VOLUME 1 - THE CELESTINE SERIES

“With love and gratitude I ask for divine Celestine Star Reiki to flow
throughout my entire body and for all beings throughout the cosmos.
May this divine healing light touch them all”

Again, we may wish to repeat this invocation affirmation for the duration of our 2-3 minutes or we can equally choose or create another affirmation for working with these Celestine Star Reiki energies. Whatever helps your healing vibration is best.

Perhaps you wish to work with something like:

“I open myself up to receive the divine healing frequencies of Celestine Star Reiki.
May you shine for us to benefit all”

Or maybe something similar to this but a little shorter like:

“I open up to receive, I open up to receive, I open up to receive”

Maybe you wish to work in your affirmation with your visualisation i.e.

“I open up to divine light, I open up to divine light,
I open up to divine light, I open up to divine light”

Now you may feel like you are ready to move onto the Celestine Gold Reiki Level so again starting with our invocation:

“With deep love and a humble gratitude, may the Celestine Gold Reiki energies flow into my
body and radiate outward so that all beings can experience love & light in their lives. May we
all be filled with love, light & happiness in our lives”

Perhaps you wish to create something even more beautiful than this intention for yourself?....

**ALWAYS BE CREATIVE AND TRY TO WORK WITH AN AFFIRMATION
THAT YOU CAN REALLY FEEL BOOSTS YOUR HEALING VIBRATION**

As we are starting to work with the Celestine Gold Reiki energies and as they are moving downwards in through our Crown Chakra, this can be a wonderful opportunity to deepen your surrender, perhaps:

"I surrender to the divinity which is Celestine Gold Reiki – may these divine energies clear away all my imperfections so that I can better shine for all beings"

Maybe something shorter to more easily focus your meditative / healing intention like:

"I surrender to you with love" or even "I surrender with love"

As you feel the golden energies start to radiate outward and as you expand your visualisation also, you may wish to return to your earlier affirmation, such as:

"May Celestine Gold Reiki shine for us all"

Or perhaps continue repeating your Celestine Gold Reiki invocation.

You may also wish to simply relax and stop using affirmations for a while and just enjoy the energies as they radiate outwards for all to benefit. You may wish to not so much do *affirmations* but instead apply different kinds of pure intentions which are otherwise referred to as prayers.:

"May all beings benefit" "May all beings shine love"

"May we all be free from suffering" "May all beings realise their true divine potential"

Perhaps you wish to spend some time listening to the inner world of your mind, to understand more deeply the mental chatter that is going on. This can be very beneficial to help us in healing and re-correcting some of our limiting beliefs or pre-conditioned states of mind.

Perhaps you can then create (or receive through inner guidance) your own healing affirmations, specific to your own healing – maybe some thing like:

"I love & approve of myself" "I forgive myself with love"

"I am safe" "I speak my truth with love"

Or others similar (or totally different) to these. Again, whatever feels right for you is often the best affirmation to work with. For more ideas on healing affirmations see Louise L Hay's book "You Can Heal Your Life".

THE UNIFIED PATHWAY TO LIGHT

VOLUME 1 - THE CELESTINE SERIES

Ok, so as we move into the Celestine Emerald Green Reiki phase of our healing meditation, let us invoke the energies to begin with

“With the deepest love that I can muster, and my sincerest gratitude,
may the Celestine Emerald Green Reiki energies flow outward for all to benefit.
May I become a clearer healing light which shines for all”

We may wish to repeat this invocation three times or as required and as we feel the shift in energy which comes from Celestine Green Emerald Reiki we might wish to open ourselves up again to the divine flow of light. Perhaps we wish to revisit letting go, express our thanks for the energies or just allow ourselves to shine outward for all with love, whatever you feel is most enjoyable for you at the time is a great thing to work with.

After a few minutes when your vibration is feeling strong, this is a perfect time to really start expanding our perceptions of who we truly are. Let us now banish our limiting beliefs of who we are and embrace the idea that we are truly infinite:

“Infinite Light, Infinite Light, Infinite Light, Infinite Light”
“Infinite Love, Infinite Love, Infinite Love, Infinite Love”
“May Celestine Emerald Green Reiki shine for us all”

Perhaps you wish to visualise that you are shining outward throughout the whole universe. Your light shines from the earth outward into space, into the milky way and beyond for all to benefit from.



These types of affirmations can help to retrain our subconscious mind and allow us to approach a belief that there is an infinite amount of potential within us. Once we start to combine this type of thinking with our practices of surrender, letting go & opening up, we can start to feel ourselves melting & merging with the divine love & flow of the universe; the one-ness which lies within each of us. This is the true nature of tantra and any energy based healing practice!

As you practice with these types of techniques you will no doubt find what types of things work best for your vibration. When you are beginning you might find that *opening up* is best for you for a month or so and then as you progress you might find that affirming to *let go* really spins your vibrational wheel. The point here is that as you evolve, so too with the affirmations that you use remembering that it is always the merging & dissolving of energies that are divinely guiding us to higher vibrational states of being.

THE UNIFIED PATHWAY TO LIGHT

VOLUME 1 - THE CELESTINE SERIES

We would also encourage you to bring your own creative flare to any practice noting that in many cases, it will be the affirmations that you choose (or are being guided to work with) that will work best for your vibration. There is no right or wrong answer here, just an individual choice to be made.

We believe that each person has a responsibility to find out for themselves which method serves them best. In many cases, experienced meditators will work with many different techniques and interweave these to generate the best possible vibration at any given time.

It would be our suggestion again that you simply do whatever brings you enjoyment and higher states of inner peace & bliss when working with these divinely guided energies. It is ultimately these feelings of inner peace & blissfulness which are bringing us closer to a state of genuine & long lasting happiness.



PEACE: IT DOES NOT MEAN TO BE IN A PLACE WHERE THERE IS NO NOISE, TROUBLE OR HARD WORK. IT MEANS TO BE IN THE MIDST OF THOSE THINGS AND STILL BE CALM IN YOUR HEART.

5. DOING HEALING WORK FOR OTHERS:

The healing work that we do for others invariably draws on the same techniques as we use for our own self-healing so if you are having success with visualisations & affirmations, then this will naturally flow into any healing that you do.

For those of you who are not working with these techniques, we would suggest that any healing session would focus on the 'feelings' aspect of opening up in addition to using your intuitive guidance system to feel your way through the healing session.

When giving 'in-person' healing sessions, again the hands are placed on the Crown Chakra of the recipient for the entire duration of the healing session. This can take anywhere between 21 and 32 minutes depending on how long you wish to spend at each level. Of course, use your intuition and move your hands to other parts of the body if you feel so.

When doing distance healing, we will notice that our healing abilities will also have been strengthened by the introduction of the Celestine Emerald Green Reiki energies and we can really now start to help with some deep seated healing issues within an individual, a group or perhaps a planetary situation.

THE UNIFIED PATHWAY TO LIGHT

VOLUME 1 - THE CELESTINE SERIES

On this note, let us quickly revisit what Emperor Ro Han had told us during the Level One teachings about sending healing by distance:

“[CELESTINE REIKI] CAN BE SENT BY DISTANCE TO ONE - OR MANY. IN THE EVENT OF DISASTERS, PROTESTS, MEETINGS, WARS ETC., THIS ENERGY CAN BE FORWARDED TO HELP IMPART THE COURAGE BEHIND EACH PERSON’S ‘TRUTH’ TO FLOW.”

So let us now consider how we may go about a distance healing session for a group of people. Say we are sending distance healing to the Japanese Nuclear Disaster, the AIDS crisis in Africa, worldwide poverty, the many wars across the planet or perhaps the G8 summit globalisation protests; whatever the situation, we may use one very simple technique to send our Celestine healing light to all those connected to these world events.

We note here that this is just one technique for how you can do your distance healing for groups or situations. There are so many different ways that we can work with distance healing noting that it is our intention that is the key factor. Whatever helps you to focus your healing intention in the best possible way is the best technique for you to work with.

So, let us say that we wish to send Celestine Reiki to all those affected by the war in Afghanistan; this includes all people connected with this event whether they be aggressors, victims or others caught in the middle of the war. This can be extended outward even further to include all beings connected with the war (including the impact on the Earth) but for this example let us just consider the people connected to the war.

We would firstly do our preparation by finding a quiet place, ensuring that we will be undisturbed for around 20 minutes. We would make sure to *state our intention clearly* that this will be a distance healing session for all those connected with the Afghanistan war. We may say something like:

“MAY THE CELESTINE REIKI ENERGIES THAT I AM ABOUT TO SEND GO TO EACH AND EVERY PERSON CONNECTED WITH THE AFGHANISTAN WAR SO THAT THEY MAY FIND THE STRENGTH AND THE NECESSARY HEALING ASSISTANCE TO MOVE FORWARD IN THEIR LIFE WITHOUT EXPERIENCING ANY KIND OF SUFFERING”



By setting our intention clearly it lets the divinely guided Celestine energies know where they are needed at which point we just need to send the energies with love. Perhaps it is difficult to believe that this type of healing can be possible but as our healing experiences continue to grow and with continued practice, we really do start to see that these types of healing can certainly help.

For example, as you send distance healing for groups or potentially worldwide situations, you will actually feel the energies being sent through you.

In addition to this, you have the added benefit of knowing that by doing these kinds of healing sessions, you are also helping to create the karmic circumstances for your own healing.

So, now that our intention is firmly set, we are ready to start invoking the Celestine energies and to give our distance healing session. Normally, it is taught that a standard distance healing session should last for around 20 minutes or so, largely because it can be difficult to fully concentrate for this long as we are starting out.

In the case of Celestine Reiki distance healing, we are able to simply apply our Celestine sequence to the healing, being sure to move to the next level when we feel that it is appropriate to do so. The practice up until now takes between 20-25 minutes to complete so a full Celestine distance healing sequence should be fine for most people to deal with.

So, to start our healing, let us imagine that in front of us is a TV screen and inside the screen are all the people who are associated with the Afghanistan war, you can take some time here to really digest how many people may be connected to these terrible events.

Now palms facing outward, we start by invoking the Celestine Reiki (Level One) energies to flow for all of these beings through our hands. We may use our visualisations and / or affirmations if we wish to help to keep our healing intention firmly implanted in our minds. We may wish to repeat our intention to heal all connected with this event and with love ask that all these people / beings be free from their sufferings.

As we move through the Celestine sequence, we can continue to send these beings the Celestine healing light - Celestine Star Reiki, Celestine Gold Reiki and Celestine Emerald Green Reiki, doing exactly as we would in a normal healing session. The only difference here is our intention to heal many rather than just one.

Just remember that by opening up to the divine healing frequencies with your intention to heal many, so it will be.

The TV screen can be thought of as being like a border which helps us to focus the energies for that particular group, situation or event. In other words, it helps our healing intention to be more sharply focused on the healing that we are doing.

When we are finished, we will again close with love & gratitude for the healing energies making the wish again that all beings be free from suffering if we feel that it is appropriate for us.



Ok, so this distance healing technique is just one of many different techniques out there so as you are exposed to some more of these distance healing methods, it is perhaps fitting for you to choose the methods that suit you best for the best possible healing result. We explore more of these techniques in some of our other online healing courses.

The big advantage to doing this type of group distance healing is that we do not require any form of permission prior to sending the energies versus one-on-one distance healing sessions, where it is often taught as an ethical practice to ask for permission before sending (note that some will use their own internal intuitive guidance as their indicator).

If there is no permission required then we are able to give these sessions to whoever we wish, whenever we wish. There are some people who tell us that they don't get much chance to practice on others so by using this type of healing technique, we can start to work with many people and at the same time reap the healing reward points for our own path!



6. FINAL COMMENTS:

So now we reach the finale of yet another level of Celestine Reiki and with this we hope you have enjoyed the additional healing techniques included in this level. The Celestine Emerald Green Reiki energies are deeply satisfying to work with and many may simply wish to do the Level 1 – 4 Celestine sequence for some time to enjoy the energies as they build to the Celestine Emerald Green Reiki crescendo.

By deciding to take the next level brings you to both Celestine Violet Reiki and Celestine White Light Emperor Level in what is the Celestine Reiki Master level. When Marty and Gerry were being introduced to the Celestine teachings themselves, this is how they were taught and accordingly this is how they have chosen to pass on the Celestine teachings.

By taking the Celestine Violet Reiki attunement, the Celestine White Light Emperor (Master) attunement follows on automatically. Effectively there are two attunements being done at once in what is a very rewarding attunement.

When working with the energies of the Celestine White Emperor level, there is a significant difference in the practices. Up until now, you have been calling on the Celestine energies from an external source, the energies being drawn in to your energy field through your surrender, love & gratitude.

In the Celestine White Emperor level, the attunement brings a significant change in the Celestine energies as they are now placed *inside* your body in what can be thought of as the planting of a Celestine 'seed'. Your practices will help you to grow, expand & evolve and will help you to understand that you are not separate from these energies. This is a concept which we explore in more depth during the Master Level and beyond.

THE UNIFIED PATHWAY TO LIGHT

VOLUME 1 - THE CELESTINE SERIES

The Celestine Violet Reiki attunement and the Celestine White Light Emperor (Master) attunement can be taken from 3-4 days after the Level 4 attunement. Again, this valuable resting and digesting timeframe will allow for the necessary healing and purification to take place after receiving the Celestine Emerald Green energies & attunement.

During this time, there will likely be many kinds of old and darker energies being stirred, shifted and released so this is a wonderful time to continue doing the Celestine Reiki practices so that these new energies can continue helping you to clear away these old energies more easily.

Finally, it is the intention of the Celestine energies to benefit all beings to be free from suffering; to live a life of happiness, truth and peace. It is with this intention that Emperor Ro Han asks that these teachings be made available in order to benefit all - and that money should not be a restriction. The overall principle is that these energies are free to all – in order to benefit all.



“WHERE THERE IS LOVE, THERE IS NO NEED FOR MONETARY COMBAT”

We look forward to seeing you again in our Celestine Violet Reiki / Celestine White Light Emperor (Master) Level and until then, we hope you enjoy your Celestine practice with these new & uplifting Celestine Emerald Green Reiki energies! May you shine your love & light brightly for all to benefit!

With Divine Celestine Light,

EMPEROR RO HAN, LOVE INSPIRATION & MAITRI FOUNDATION



Love Inspiration

Learn • Heal • Awaken

The Unified Pathway To Light

CHAPTER ONE: THE CELESTINE SERIES

PHASE ONE: CELESTINE REIKI

LEVEL FIVE: CELESTINE VIOLET ECLIPSE REIKI

LEVEL SIX: (MASTER) CELESTINE WHITE LIGHT EMPEROR REIKI

WELCOME TO THE MASTER LEVEL OF CELESTINE REIKI!

It is very exciting for us to welcome you to the Master Level of Celestine Reiki! This is the final level of Celestine Reiki and the conclusion of the first phase in The Celestine Series. We wish to congratulate you on your perseverance and for your continued service to the light. We, and all beings, appreciate your efforts to date and we hope that you will enjoy the combination of energies brought forward in this magical Master level!

The Celestine Reiki Master Level is actually a combination of two individual levels taken together; the Celestine Violet Eclipse Reiki Level and the Celestine White Light Emperor (Master) level. When we were originally receiving these Celestine Reiki energies & teachings ourselves, this is how we received them. Therefore, it is with a deep respect for Emperor Ro Han & Celestine Reiki that we now wish to pass on these teachings to you, exactly as they were received by us.

In these final attunements, the entire suite of Celestine energies, from levels one through to five, are now being placed *within* you as you become a Celestine White Light Emperor. This is a process which intensifies the energies & your practices. Therefore, your daily practice will now be able to be compressed and strengthened for the benefit of all.

Energetically speaking, the learning done in this Master Level is quite different from what we have been introduced to thus far. Here you will be guided towards realising more deeply (i.e. at a deeper energetic level) that shining energy outward for the benefit of all is by far the most effective way to bring about energetic transformation and healing within yourself. We feel that this concept is the cornerstone of the Celestine Reiki practices.

When we take the Master Level attunement, we are actually taking 2 separate attunements rolled into one. Firstly, we open ourselves up to receiving the attunement of Celestine Violet Eclipse Reiki and then immediately afterward, we are able to receive the attunement directly from Emperor Ro Han himself for the Celestine White Light Emperor level.

THE UNIFIED PATHWAY TO LIGHT

VOLUME 1 - THE CELESTINE SERIES

The Master Level attunement process is somewhat different to that of previous levels so please be sure to read all of the instructions carefully. After taking your attunement, you become a Celestine White Light Emperor and your practice will also change with the new energies.

What this effectively means for you is that there aren't really any separate practices done for Celestine Violet Eclipse Reiki; noting that these energies will be rolled into our Celestine White Light Emperor (Master) Level practice. We are not entirely sure why this is so; as mentioned earlier, this is simply how the Master Level practice was given to us - and so it is how we are passing it on to you!

For the purposes of teaching the Celestine Master level, we will firstly outline the relevant information as it came through for each level individually and then we will outline how to receive the attunement for both levels. After this, we can then explain how we can start doing the healing practices.

CONTENTS:

Content	Page
Welcome To The Master Level Of Celestine Reiki	72
1. Introducing Celestine Violet Eclipse Reiki	74
2. Introducing the Celestine White Light Emperor (Master) Level	75
3. Receiving the Celestine Reiki Master Level Attunement	78
4. Instructions For Receiving Your Master Level Attunement	79
5. Becoming A Reiki Master	81
6. Understanding Healing, Energy & Inter-connectedness	82
7. Introducing The Self-Healing Practice	94
8. Instructions For Completing The Self-Healing Practice	96
9. Doing Healing Work For Others	98
10. Process For Hands-On / Distance Healing	99
11. Final Comments	100



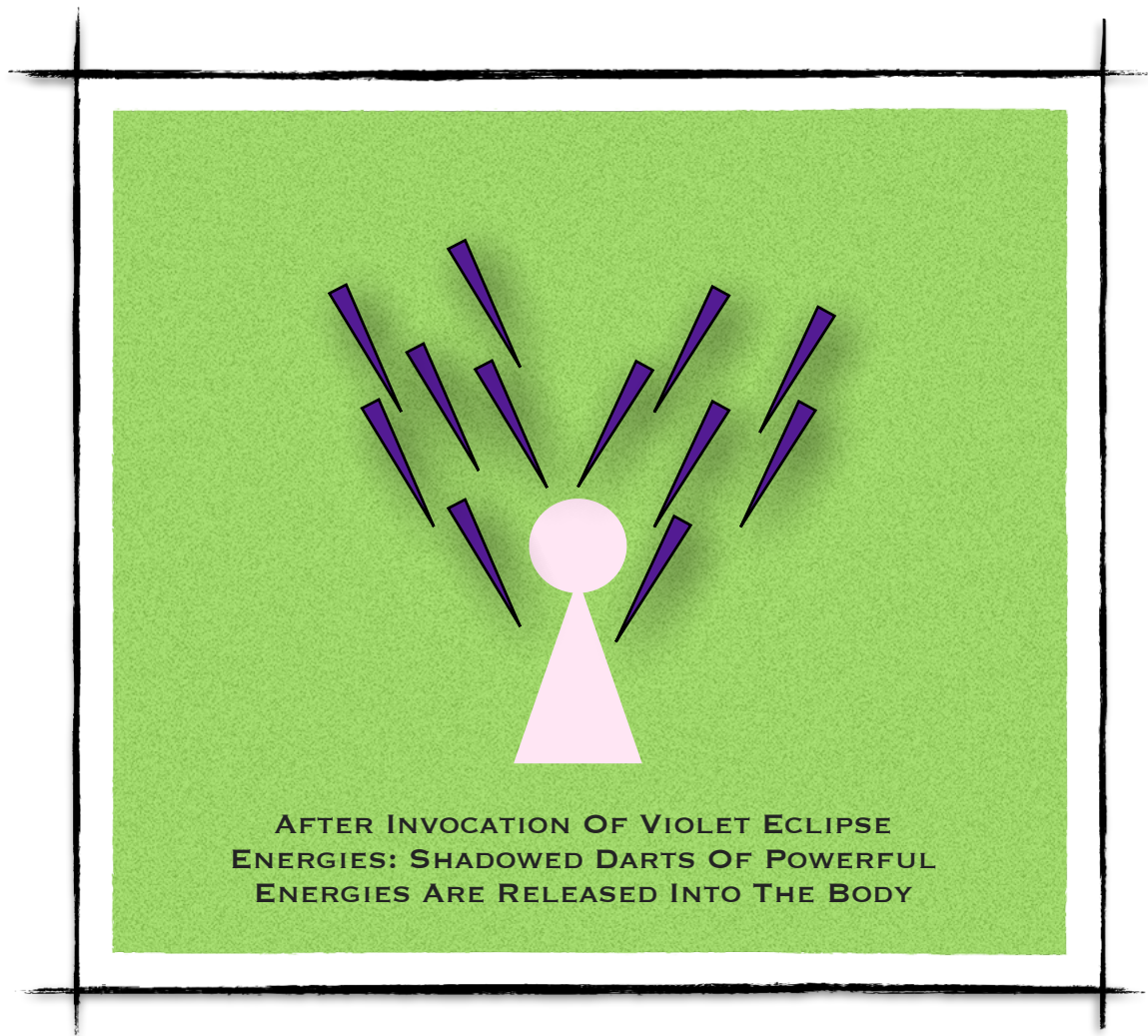
1. INTRODUCING CELESTINE VIOLET ECLIPSE REIKI!

Appearing in a violet coat, Emperor Ro Han brings us the Celestine Violet Eclipse Reiki whilst again poised with his two swords crossed, the source of the Violet Eclipse energies coming via a violet "moon", far out in the universe, which is eclipsed with darkness.



Upon invoking the Violet Eclipse energies, the violet moon is activated and violet coloured, shadowed 'darts' of powerful energies are released or fired into our body. These energy darts soften towards the end of the 4-5 minute session, bringing a more gentle energy to complete the healing process.

Emperor Ro Han's words for the energy at this level are that it helps with "healing, health and happiness". It is precisely these small darts or energy that send what is like a sharp boost of divinely guided energy into our energy field. These darts then flow to any areas of our body which require these supremely healing energies.



This process allows us to further clear away energetic impurities & blockages and by doing so, helps us move towards 'healing, health and happiness' as Emperor Ro Han described.

THE UNIFIED PATHWAY TO LIGHT

VOLUME 1 - THE CELESTINE SERIES

By receiving the attunement for Celestine Violet Eclipse Reiki, you receive the ability to invoke this intensely purifying energy. As we have mentioned already, there is no separate practice done at this level however the Violet Eclipse energies are being accessed by you through the Celestine White Light Emperor (Master) Level healing practices which we discuss a little further down.



2. INTRODUCING THE CELESTINE WHITE LIGHT EMPEROR (MASTER) LEVEL:

Welcome to the pinnacle of Celestine Reiki; the Celestine White Light Emperor (Master) Level. As we've already briefly alluded to, this level is a magical & extraordinary change in energies from the first five levels. We use the word pinnacle here because this is precisely what it is; for once we have received the Master Level attunement, it changes the way that we now practice Celestine Reiki, for the betterment of all beings.

The Celestine White Light Emperor (Master) level, is in fact the **blessing** from Emperor Ro Han himself, The White Light Emperor. What is happening here in the attunement is that you are being invited to become a White Light Emperor yourself. It is truly a great honour to receive this title and it must be formally accepted by you during the attunement process for this beautiful, love filled bond to be formed.

To help in explaining this divine event, let's describe what happened to *us* during the Celestine Master Level attunement:


As we were receiving the Celestine Violet Eclipse Reiki attunement, just as the Violet Eclipse energies starting to drop off, Emperor Ro Han appeared. He was dressed in pristine white, with swords crossed above his head and sending a powerful and beautiful stream of pure white energy from his heart centre. This pure love energy is the very essence of Emperor Ro Han & the very essence of becoming a Celestine White Light Emperor. It is these loving energies that are not felt in quite the same depth during the Celestine practitioner levels.

THE UNIFIED PATHWAY TO LIGHT


VOLUME 1 - THE CELESTINE SERIES

The reason why this Master Level attunement is so different from all of the previous levels is that during this White Light Emperor attunement, each of the 'symbols' or energetic frequencies from the first five levels (see table below) are now being placed *inside* your body.

**TABLE OF 'SYMBOLS' OR ENERGETIC FREQUENCIES FROM
THE FIRST FIVE LEVELS OF CELESTINE REIKI**



Level	Symbol Which The Energetic Frequencies Come Via:
Celestine	-
Celestine Star	2 x 6-pointed golden stars
Celestine Gold	3 golden suns
Celestine Emerald Green	8-pointed emerald green star
Celestine Violet Eclipse	Violet moon



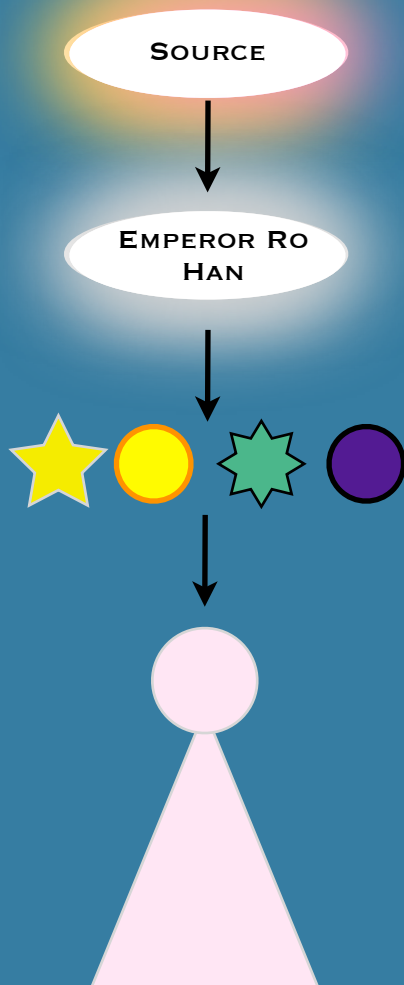
So the first time you activate the White Light Emperor Reiki sequence, you will be activating the energies to flow from *inside* your energy field as opposed to calling on the energies from an external source far out in the universe. As you now contain each of these healing frequencies within you, you may feel each of the energies in a different way as they now vibrate from within your torso area. You are now a 'source' for these Celestine frequencies.

Furthermore, and perhaps most importantly, these changes in energetic frequencies now enhance our ability to shine the entire sequence of Celestine Reiki Energies outward for all to benefit. You are now better able to cleanse and heal yourself, whilst at the same time shining outward for all to benefit from as well. This is why receiving this Master Level attunement is such an honour and blessing.

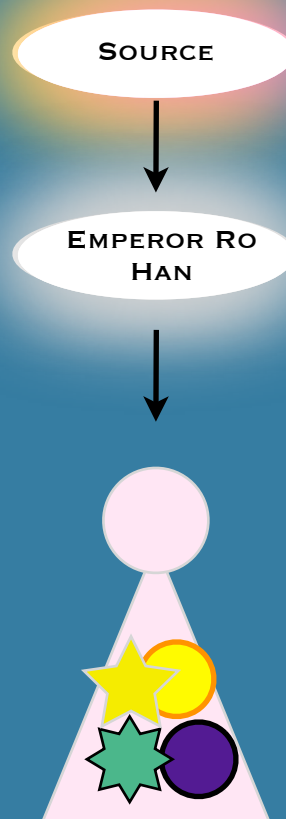
Finally, in the White Light Emperor Master level, the blessing from Emperor Ro Han is similar to him wishing you a safe journey on your healing path as you travel towards this new consciousness of love. He is very happy that you have accepted the Celestine teachings and bestows much love to you on your journey forward.

THE UNIFIED PATHWAY TO LIGHT
VOLUME 1 - THE CELESTINE SERIES

CHANGE IN THE FLOW OF ENERGY
FROM CELESTINE LEVELS 1-5 TO CELESTINE MASTER LEVEL



FLOW OF ENERGY IN CELESTINE LEVELS 1-5: ENERGY FLOWS INTO THE BODY FROM THE SOURCE VIA SYMBOLS FAR OUT IN THE UNIVERSE



FLOW OF ENERGY IN CELESTINE MASTER LEVEL: ENERGY FLOWS INTO THE BODY FROM THE SOURCE VIA SYMBOLS NOW INSIDE THE BODY

3. RECEIVING THE CELESTINE REIKI MASTER LEVEL ATTUNEMENT:

As we've already mentioned, this attunement will be offered in a slightly different format to the previous levels with three main differences:

- ♥ The first and perhaps most obvious difference is that there are effectively two separate attunements being taken here in one sitting.
- ♥ Secondly, as we are taking the Celestine White Light Emperor (Master) Level attunement, as part of the attunement process, we need to formally accept the honour of becoming a Celestine White Light Emperor.
- ♥ Thirdly, the Celestine White Light Emperor (Master) attunement is being received from Emperor Ro Han himself. In all other attunements up until now (including the Celestine Violet Eclipse Reiki attunement), either Marty or Gerry (or your own attuner) will have given you the attunement by distance. In this Master attunement, you will receive the blessings directly from Emperor Ro Han himself. (Wonderful!)

Actually, you have been moving closer to this point all along. As you have been clearing away more & more of your energetic impurities or dark spots through the Celestine practices, you are now able to bring in this higher vibration of love from Emperor Ro Han directly. Taking the Violet Eclipse attunement is like the final prerequisite for receiving the love that you require for this Celestine Master level.

So with our deepest love & warmth, we again welcome you to this Master Level attunement. Other than the differences described above, the philosophies behind receiving this attunement are the same as you are accustomed to; with love, gratitude & surrender.

IMPORTANT REMINDER: When you activated the energies for this ebook (on Page III), this has activated all of the energies and attunements for the entire ebook. Therefore, you can simply follow along with the below instructions to

And another reminder from previous levels about the healing crisis: In the days following the attunement, you may feel some different sensations as some of the old, unwanted energies clear away, shift or move. If you are clearing away lots of old energies i.e. there is deep healing being done, then your body will need to work to clear these so as a result you may feel sluggish or tired. Others may feel some slight cold or flu symptoms as the energies clear. You can sometimes even get a few extra trips to the toilet if the energies are clearing in your lower chakras.

There may also be some emotional clearing happening from the attunement and/or your healing practices so just be mindful of this if you are experiencing any anger, sadness or other types of emotional unrest. For more information, please see the FAQ pages on the [Healing Crisis](#).



4. INSTRUCTIONS FOR RECEIVING YOUR MASTER LEVEL ATTUNEMENT:

To ensure that this Master Level attunement is successful, please firstly read through the process below so you get a feel for what you need to do; remembering that the process is slightly different this time.

Then, when you are ready, follow the instructions below and most importantly; relax, open up and receive these gifts with love & gratitude.

■ 1. Preparation:

Sit or lie down, whichever is more comfortable for you, ensuring that you will not be disturbed for at least 15-20 minutes. Perhaps you wish to play some soft [healing or relaxing music](#), light some candles or burn some incense to create a nice ambience.

■ 2. Invoke the Celestine Violet Eclipse Reiki attunement:

Invoke the Celestine Reiki attunement by placing the hands together, fingertips touching in prayer position and repeat the following (either out loud or in your mind):




**"With a deep and humble gratitude I open up to receiving the
attunement for Celestine Violet Eclipse Reiki
in order to benefit all beings.**

Thankyou, thankyou, thankyou."

[Note that the word love is still divinely important here in requesting the Celestine Reiki energy (whether in receiving the attunement or giving a healing to yourself or others) – the stronger the feeling of love that you ask with, the stronger the energy that flows. Also, when we add the highest intention for all beings to benefit (in anything we do), the energy is also stronger.]

Now the Celestine Violet Eclipse Reiki attunement will commence and will take around 5-6 minutes to finish. We hope you enjoy these energies as they do their attuning for you - noting that when you feel ready to, after the 5-6 minutes, you may move to the next part of the attunement; that of the Celestine White Light Emperor (Master) level.

Some of you may even wish to enjoy the Celestine Violet Eclipse energies for a little while longer, perhaps whilst they digest into your consciousness before you progress to the final attunement. Use your intuition and proceed when you feel ready to.



■ **3. Invoke the Celestine White Light Emperor (Master) Level attunement:**

Having now received the Celestine Violet Eclipse Reiki attunement, you are now ready to receive the final attunement directly from Emperor Ro Han. To do this, you may wish to imagine that he is hovering just above you, looking down on you with love, he is ready to impart all of his love & blessings for you.

Either placing your hands into prayer position or if it feels easier to, leaving your hands where they are, we are now ready to invoke the Celestine White Light Emperor (Master) Level attunement as follows:



"With love, respect & gratitude, I humbly accept the title of Celestine White Light Emperor for the benefit of all beings, and I now open myself up to you Emperor Ro Han in order to receive the Celestine White Light Emperor attunement"

Thankyou, thankyou, thankyou."

Now, you may sit for an additional 10 minutes or be followed by your inner guidance as you receive this blessing from Emperor Ro Han. The energies being transferred to you here are filled with love & peace so we hope you enjoy these beautiful gifts.

■ **4. Closing the attunement and blessing:**

As always, we close our attunement with love and gratitude.



"With love and gratitude I offer my sincerest thanks for receiving the divine Celestine White Light Emperor Reiki attunement. May I use this new energy for the benefit of all.

Thankyou, thankyou, thankyou."

5. BECOMING A REIKI MASTER:

Now that you are here at the Celestine Reiki Master level, it is perhaps fitting that we provide some general information about what it can mean to become a Reiki Master.

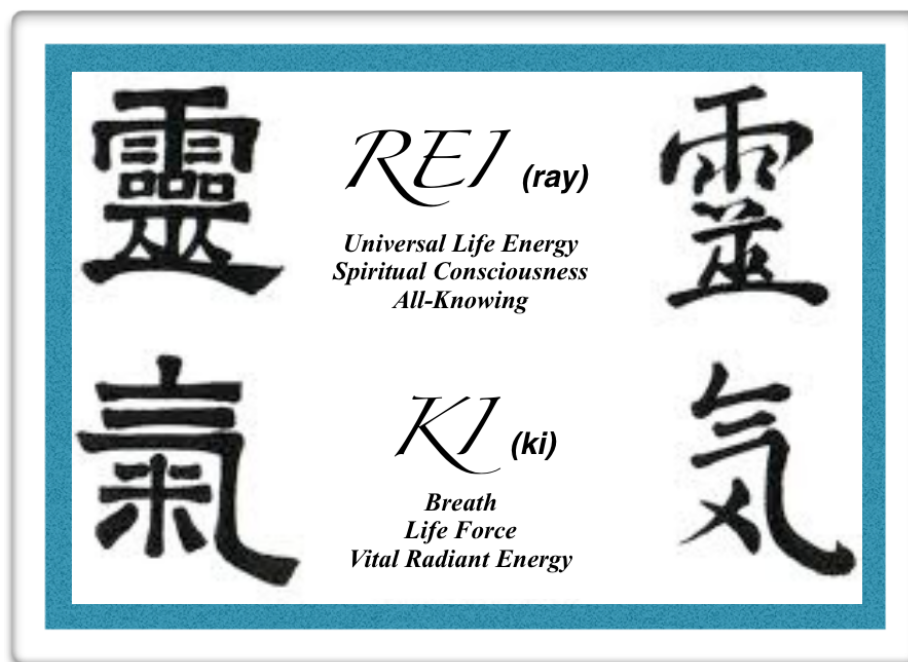
Firstly, the term Reiki Master is given to those healing practitioners who have reached a certain point in energetic or vibratory understanding of healing & meditation. It is a term which was made famous through Usui Reiki, an energy based healing & meditation practice established during the 19th century through the spiritual work of a Japanese monk, Dr Mikao Usui.

Those who were interested and who were dedicated to practicing & helping others were able to receive the full set of teachings, up to the Reiki Master level. Through the many years that passed, it seems that we now have a few different versions or what are known as *lineages* emerging for the Usui Reiki teachings and in addition to this, there is also some evidence to suggest that the original Reiki teachings have been altered somewhat since the passing of Dr Mikao Usui.

So, this effectively leaves us with some small difference in opinion about what a Reiki Master actually is. For example, there are some who believe a Reiki Master is someone who is able to pass on the attunements to others. If you are not able to pass on the attunements then you are not a Reiki Master per se.

Others believe that the Reiki Master title should be separated into two separate levels - one as a Reiki Master Healer and the other as a Reiki Master Teacher. In this way, the Master is encouraged to work with the Master Level energies in healing first to gain some further vibratory understanding before embarking on their teaching path.

In some lineages, we can see that there are also Reiki Grand Master levels where additional frequencies are given to the recipient to better help them to serve others. To our understanding, Dr Mikao Usui was never known to hold the title of Reiki Grand Master, instead only holding the title - Reiki Master.



Whilst there is no right answer here, it is our opinion that it is generally a good idea for a person to work with the Master Level energies for a certain period of time and once they feel comfortable and have more understanding of these energies, they can then move towards teaching the system they have learnt. This would seem like a logical way to produce better teachers and help to ensure the integrity of energy based healing in general.

And this is our approach to teaching Celestine Reiki. At this White Light Emperor Master Level you now become a Celestine Reiki Master. At this point, you now have access to the entire suite of energetic frequencies that came from this wonderful system of energy based healing & meditation.

The word Master should be thought of as a master craftsmen rather than 'I am a Guru Master of Reiki'. This type of egoic thinking is the opposite of any Reiki practices and you may find a lot less pressure in every sense by adopting a more humble view of yourself and your practice. It is often said that the biggest danger in Reiki is the ego as we start to feel more & more from our practice.

And lastly, there is no pressure to know all the answers just because you are now becoming a Reiki Master! No-one can really have all the answers anyway unless they are totally purified, and even then, they can still never know *your answers*. Everyone has their own truth, their own gift and their *own answers* deep within their sacred heart space.

It is here that we can find our deepest aspirations, our entire reason for being & our own inner truth. When we shine this outward for all to benefit we accomplish what we have come here to do. We are all brilliant in some way or another so we should always be aware that the understanding that we gain from our practice will often be slightly different to another practitioner.



6. UNDERSTANDING HEALING, ENERGY & INTER-CONNECTEDNESS:

So after receiving the attunement, you will now be able to do the Celestine White Light Emperor healing practices and just like in previous levels, the White Light Emperor energies can be used in both a self-healing capacity and to assist in the healing of others (both in person or by distance).

We have mentioned in previous levels that to do healing work with others, whether it be a person, a group of people, a situation or perhaps sending energy to a particular location, can have a significant impact on our own healing in that it helps us to further purify our own negative energies.

In the very same way, by doing a self-healing practice and by focusing on shining outward for the benefit of all, we can actually benefit both ourselves and others at the same time.

We benefit ourselves because of the divinely guided healing energies within the Celestine system. Also, because we are calling on these energies with the intention to help all beings throughout the entire cosmos, we are actually receiving much, much more than we would if we simply called on the energies to benefit ourselves. So in this way, we can clearly see (and feel) that *we* are benefitting greatly from our Celestine self-healing practice.

THE UNIFIED PATHWAY TO LIGHT

VOLUME 1 - THE CELESTINE SERIES

Now, as most of you may be aware, our healing power and the healing power of Celestine Reiki doesn't stop there. It is with the understanding that all things are inter-connected that we begin to appreciate that by doing our self-healing practice, it also provides those around us with divine healing vibrations.

This is a most crucial concept especially as we begin to grow with our practice and begin to more fully merge and melt into the divine healing energies of these and other systems. By doing so, we are moving closer towards the vibration of pure love which is The New Consciousness and we can finally realise that which we are and that which we have always been; a truly infinite source of love, light & understanding.

It is with the help of these divinely healing frequencies that we can continue to evolve in our understanding of our inherently divine nature; an understanding which embraces the one-ness of all things. An inter-connectedness so subtle, we barely see that it exists, for it is only through meditative concentration and an experiential understanding of energetic vibration, that we can begin to feel its presence.

An understanding of inter-connectedness is essential for anyone moving forward on this path as it brings a whole new meaning to the term 'shining for the benefit of all'. As we begin to understand that actually, we are not separate from each other, we understand and are further able to discover and feel the energies of love, compassion & wisdom. It is with this in mind that we continue on with these discussions.



For those who are somewhat learned in the teachings from the Buddhist tradition, the phenomena of interconnected-ness is covered in the teachings on emptiness as it is said in the Heart Sutra (Prajna Paramita Sutra):

Form is empty, emptiness is form.
There is no emptiness apart from form.
There is no form apart from emptiness.

This teaching is deeply profound and something which will need to be reflected on for most people as it seems to suggest that even though something may exist physically, it is at the same time empty of any existence. So let's look a little deeper into this which takes us to a teaching known as the two truths.

Put simply, the reality in which we live can be seen to exist on two separate levels of truth or two levels of understanding. The first level of truth exists on the surface level or the physical level in which we live out our daily life. Here, at this level, we can see things exist in some sort of physical form. Whether it's the television we watch, the table we sit at for dinner, the pots & pans that we cook with etc. All these things exist in our physical reality.



This level of truth is fairly easy to comprehend so let's move on to the second level of truth, that of the ultimate or absolute level of truth. This level of truth or understanding is normally not seen by the naked eye, it is something which is far deeper & more subtle.

So let us look back to our examples above, say the table we sit at or the television we watch, whilst these definitely exist in physical form, the ultimate or absolute truth tells us that at the very same time, these things do not exist. In other words, they are *empty* of any real tangible substance.

So how can this be?

Well it is through science that we will find our answers, specifically the science of quantum physics or quantum mechanics.

For those of you who have never heard of quantum physics or quantum mechanics, these are areas within science which attempt to describe the reality in which we live by dissecting and examining the individual atom to see what exists within it. As the entire physical universe is simply made up of atoms, if you can see what exists within each of these atoms, you can describe the ultimate level of truth.

So what have they found?

Well, at the subatomic level, scientists have proven over & over & over again that:



**ALL PHYSICAL MATTER,
WITHOUT EXCEPTION,
IS MADE UP BY SOME FORM OF
INDESCRIBABLE ENERGY SOURCE.**

They have seen that inside the atom, at the subatomic level lies a symphony of vibration (and a whole lot of empty space). Scientists have now discovered that at the basis of our existence, the very foundations of it, lies a unified field of intelligent, life force energy which many of us simply refer to as *consciousness*.

There are quite literally thousands of experiments which now support this from as far back as the early 1900's with perhaps the most famous experiment being the double slit experiment. With the power of the internet, you can now watch a quick, easy 5 minute explanation of this experiment on you tube:

[Click Here to see the Dr Quantum Double Slit Experiment](#)

The content of this video leaves no doubt; that:

Beneath all physical matter
(i.e. physical things)
lies an intelligent & vibrating energy source

As Albert Einstein himself has said in response to a question from an atheist:

“TRY AND PENETRATE WITH OUR LIMITED MEANS THE SECRETS OF NATURE AND YOU WILL FIND THAT, BEHIND ALL THE DISCERNIBLE CONCATENATIONS, THERE REMAINS SOMETHING SUBTLE, INTANGIBLE AND INEXPLICABLE.

VENERATION FOR THIS FORCE BEYOND ANYTHING THAT WE CAN COMPREHEND IS MY RELIGION. TO THAT EXTENT I AM, IN POINT OF FACT, RELIGIOUS.”

--- ALBERT EINSTEIN, RESPONSE TO ATHEIST, ALFRED KERR (1927)

Another experiment, conducted in the early 1900's which helps us to further digest this concept was specifically designed to determine whether there was an energy source contained within 'empty space'. In order to test this theory in a laboratory, it was necessary to create a vacuum (or Faraday cage) whereby an area was kept completely free of air and shielded from any electromagnetic radiation fields.

The airless vacuum space was then cooled to a temperature of -273°C which is the temperature where all matter should stop vibrating and thus produce no heat. The thinking was that there would be literally nothing inside this vacuum; an empty void.

So what was the result?

Instead of being an absence of energy in the vacuum, they actually found a tremendous amount of it. The energy existing within this empty space was then labelled *zero point energy (ZPE)* and you can read a lot of things about ZPE on the internet if you wish to.



THE UNIFIED PATHWAY TO LIGHT

VOLUME 1 - THE CELESTINE SERIES

Interestingly enough, physicists John Wheeler and Richard Feynman have calculated that the amount of energy in the volume of vacuum space contained within a single light bulb would be enough to bring all the world's oceans to boiling point! This is just astonishing to digest.

From these (and many other) scientific experiments, we can perhaps more clearly see that the foundations of our physical reality are based on some form of intelligent life force energy. It is only through our meditative practice that we can begin to have an *experiential* understanding of this intelligence and love in full swing; a concept which we introduced to you as divinely guided energies.

So, with this understanding of energy being the foundations of our physical reality, let us now consider the idea that all things are inter-connected as this seems to be a foundational cornerstone of the Celestine practice. As we shine out for all, it can really be very helpful to actually believe that it is possible for us to benefit others through our self-healing practice.

Through a deep and experiential understanding of inter-connectedness, it also help us to move closer towards our true self, the big 'I AM' which exists at our core; the infinite potential which we spoke of earlier. We can think of the entire universe or the entire cosmos being like an ocean, and in this vast, expansive ocean is a two litre plastic bottle. The plastic bottle is filled with the same water as the ocean.

This is an analogy for describing the state of one-ness in which we all live out our daily lives. We are all just water floating in the vast ocean of love consciousness!

The plastic which keeps our water separate from the water in the ocean is often thought to depict our ego or more correctly, our ego clinging. Through our mental conditioning, we see ourselves existing at the ultimate level of truth and therefore find it very difficult to believe that truly we are like an ocean.



Once we start to break the shackles of our own egoic mind, we can really start to feel more and more the expansiveness which is the almighty ocean. As we surrender, we lose our ego in bits and pieces moving towards where it is that we need to be heading, remembering that we are always in the hands of divine guidance & unconditional love.

As we continue on this pathway towards The New Consciousness, little by little we are slowly starting to open our eyes to our new reality, one which involves us stepping into our *real* shoes; that of becoming one with the vastness of consciousness.

Another way to think about our inherently divine nature is through the analogy of a sun shining brightly in the sky. When we have a cloudy, miserable day, it can be difficult to even imagine that the sun is still up there somewhere shining down on us, but of course it always is.



It is the same with our own true divine nature; it is like the sun, always shining. It is our negative or darker energies or to be more specific, our old thought patterns from many lifetimes, acting like the clouds; they obscure and obstruct the sun from shining that brilliant love & light through.

As we have only lived with cloudy days so far in this life, we have simply *forgotten* that the sun is still there in the background but *it is* still there and it does shine oh so brightly. It just hasn't had its chance to shine its way through the clouds just yet.

As we start to clear away the clouds through our practice, as we clear away our negative energies and our old thought patterns, we can slowly but surely begin to see more & more of who we *truly* are. We begin to see the love, compassion & infinite light which is our own true divine self; the all-knowing self, interconnected to all things which is far beyond anything we can imagine.



*This is the entire point of inter-connectedness;
to understand that we are all one.*

Within each of us lies an untapped potential which is simply beyond words.




With this rather lofty introduction to one-ness or inter-connectedness, let us now look at some scientific data which may help us to more easily digest the idea of inter-connectedness and the one-ness of all things. It is with this type of information that we hope to help those of us who like to satisfy our more logical, left sided parts of our brain.

Ok, so perhaps a good place to start with in understanding something about inter-connectedness from a scientific viewpoint is to look at the work of Dr Masaru Emoto.

Dr Emoto found a way to successfully photograph the molecular structure of water and wanted to test whether water, being the most receptive of elements, would respond to some sort of applied *mental stimuli*. The experiments that he did were conducted over a number of years but for our purposes here we will paraphrase & summarise his results for ease of readability.

THE UNIFIED PATHWAY TO LIGHT

VOLUME 1 - THE CELESTINE SERIES



ORIGINAL WATER SAMPLE

Essentially, his experiments compared a number of water samples, the majority of which were taken from a nearby dam (Fujiwara Dam). The water samples in his experiments were always compared from the same original water source and therefore contained the same molecular properties. The photo to the left shows the original molecular structure of the original water samples.


Both samples were then put into containers which were sterilised and sealed at which point, he wrote 'love for humanity' on one container and 'you make me sick, I will kill you' on another. After some days, he would photograph the molecular structure of the water to record any changes which took place.



LOVE FOR HUMANITY



**YOU MAKE ME SICK, I
WILL KILL YOU**



LOVE AND THANKS



AFTER BLESSING

In some of his other experiments, he worked with the mental stimuli directly whereby he would send loving and kind thoughts towards the water or would simply give the water a blessing. Similar results were achieved. When speaking of his results, Dr Emoto always talks of the intention being the driving force behind the changes.

Remembering that our bodies are over 70% water:

**IF THOUGHTS CAN DO THIS TO WATER,
IMAGINE WHAT THEY CAN DO TO US!**

He also worked with the vibrational frequencies of music with interesting results. You can find many things on the internet about his work, for example he has also worked with musical frequencies. There are some who have said that his results weren't completed with a high standard of scientific accuracy however with so many different kinds of photos and recorded evidence to be reviewed here, you are able to make up your own mind.

So how is it that a supposedly non-living material is able to respond to a thought or an intention? For us this is a good signal of firstly intelligence and secondly inter-connectedness. Let us continue now to look at another study following a similar genre, let's look at the work done by Dr Clive Backster. Again, these results are being paraphrased somewhat for ease of digestibility.

Dr Clive Backster was one of the top polygraph experts for the CIA, however after many years, he decided that he would turn his focus towards plants i.e. he would hook up the lie detector to plants to gauge the stress results under various conditions.

Now when a lie detector test is conducted on humans, it helps to measure a person's 'Galvanic Skin Response' ('GSR') which measures how well the skin conducts electricity. When a person is stressed internally for example, when they are lying, there can be some dramatic changes in the GSR. Therefore in much the same way, Dr Backster was able to equally test or gauge the amount of stress contained within the plant by measuring its electrochemical signals.

So what did Backster find?



Firstly, the plant reacted strongly i.e. became stressed, when one of its leaves was severed. Also, the plant reacted most strongly when one of its leaves was burnt. Interestingly, what Backster identified through his experiments was that if he pretended to burn the leaf, say by moving a match towards it but *without the actual intention to do so*, the plant did not react. It was not until he formed a clear intention to burn the leaf that in fact the polygraph spiked!

As part of the same experiments, he also discovered that the plants responded to the death or suffering of other creatures in the same area. This experiment randomly dumped brine shrimp into a tub of boiling water nearby in the same room and the

polygraph gauged the plants reaction. The plant immediately responded to the death of the shrimp!

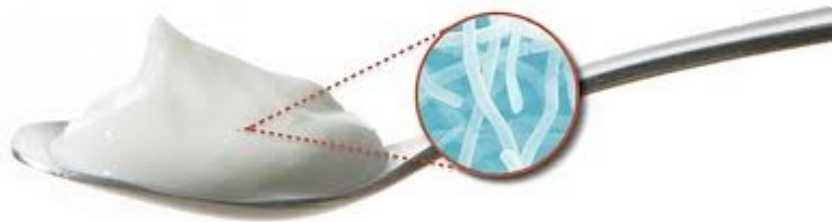
He also discovered that by pouring boiling water down the sink, the plants would show a similar reaction to that of the shrimp in the previous experiment. Puzzled as to why, he eventually sampled the sink only to find that there was a huge colony of bacteria in there! It turns out that the sink had not been regularly washed.

It was acknowledged by Backster that this discovery was made by accident as the polygraph was always 'hooked up' to the plant and his kitchen was simply located nearby.

From this, he decided to diversify and start testing other living things. Since he had experienced similar results with bacteria, why not try the polygraph on Yoghurt; after all yoghurt is just a colony of living bacteria right?

What he found was that the yoghurt behaved in precisely the same ways as the plant did!

For example, one of his experiments was designed to determine whether the bacteria would respond to a person eating yoghurt nearby. The reaction received on the polygraph mirrored the amount of time that it would take for the digestive juices in the stomach to start breaking it down! It was like the yoghurt was stressed that other yoghurt bacteria were dying in their nearby environment. The yoghurt bacteria also responded to any damages made to a nearby plant amongst other things.



These are just some of Dr Backster's truly astounding results!

It is worth mentioning here that the father of early DNA discoveries & extremely well respected scientist Dr Francis Crick, concluded from years of work in this area that 99.9% of all galactic dust shares the same spectrographic (light wave) signature as freeze dried bacteria. When we combine these two discoveries, well, it's really quite fascinating.

Ok so returning back to the subject of interconnected-ness – how does this all tie in?

Well, it seems pretty obvious so far that there must be some sort of intelligence existing within the water, the plants, & the bacteria.

We saw that the entire structure of water was able to be altered through applying mental stimuli noting that it was the *intention* of the person which was the key.

We also saw that plants and living bacteria could somehow respond to their surrounding environment, showing signs of what we would call 'stress' when there was death or suffering to another living thing nearby.

Ok, let's look now at another scientific experiment, but this time let's focus in a little more on something which gives us some direct insight into inter-connectedness and our Celestine practice. So far, although being very interesting to read, we haven't really presented what we would feel to be enough 'left brained' evidence yet.

THE UNIFIED PATHWAY TO LIGHT

VOLUME 1 - THE CELESTINE SERIES

So, this next set of experiments took place in the early 1990's and can really help to provide some more tangible proof of the true power of our meditative intent and inter-connectedness at work. To start with, let us look at one of the experiments which took place in Washington DC in 1993.

In this, the murder capital of the world during summer (1993), four thousand volunteers came from over one hundred countries to collectively meditate with a view to have a tangible effect on the surrounding area. It was predicted in advance that with such a large group meditating, there would be an exact 25% reduction in violent crime as per the FBI's statistics.

The chief of police in Washington at the time said that it would take 2 feet of snow for a 25% crime reduction to actually happen but as these experiments continued, slowly but surely the police force became more interested in the experiment until by the end of the summer, they actually became a collaborator and author of the study!

The official results showed a drop of 25% in violent crime in Washington DC over the summer.

The reason why there could be such an accurate prediction made for this Washington experiment was that there had been over 40 previous experiments conducted of this kind across a range of different locations, all being conducted on a much smaller scale. It is the results from these series of experiments that have been labelled ***The Maharishi Effect***.



Wikipedia on the Maharishi Effect: “The Maharishi Effect is a hypothetical societal benefit resulting from a "significant proportion of the population" practicing the Transcendental Meditation Technique. In the 1960's the Maharishi postulated that the quality of life, the growth of harmony and order in society, would be noticeably improved if ten percent of the population practiced the Transcendental Meditation technique. This requirement was later changed to one percent in 1960 and became known as the 'Maharishi Effect.'”

THE UNIFIED PATHWAY TO LIGHT

VOLUME 1 - THE CELESTINE SERIES

So that sounds pretty cool! Now we have some experimental data which suggests that there is a noticeable or even significant difference in the vibration of an entire city just through the power of sending out love through meditative intent.

This experiment can now give us some added confidence in what we are doing in our self-healing. It helps us to think or believe that our self-healing practice is important, not only for ourselves, but for our surrounding environment as well!



And as we continue to move more deeply into our practice, we can begin to get more & more understanding of this sense of one-ness or as its referred to in Buddhism, emptiness. As this continues, we may start to see or feel a glimpse of our own true divine potential, and as we continue to clear away more and more energetic impurities, we can move through our clouds; we move closer towards our sun which is always shining our brilliant divine light for all to benefit.

If we are able to assist you & your mind in more easily grasping the concept of oneness from this discussion, then this makes us truly very happy! Normally, it can be a good idea to satisfy our logical, left brained part of the mind so that when we gain some experiential understanding through meditation, we are better able to work with the blissful oneness vibrations being experienced for all to benefit from.

Ultimately, it is a combination of both types of understanding which can start to have a rather dramatic effect on our overall realisation as we move forward on our healing & meditative path. We simply urge you to never underestimate the power of these divinely guided energies and above all, never underestimate your own truly divine potential to shine for all!

Ok moving on then, let's look at one last thing; something which pulls all of this together through both mathematics & scientific proof. It is here that we refer you to renowned quantum physicist Dr John Hagelin who claims that science has now discovered the formula or paradigm which explains the ultimate level of truth.

He says that at the most basic level, science has now discovered that the very foundation of our universe, is indeed a non-physical energy source known as consciousness; an indescribable, intelligent, energy force which underpins all the laws of nature and by which all things are derived.

What we see in our daily lives are simply ripples which emerge from this *unified field* in one form or another but all things emerge from this state of incomprehensible one-ness. He also speaks of his colleagues winning the noble prize 13 or so years ago with a discovery which has continually evolved into this most amazing discovery of the unified field.

For more information, as always, there are many great videos on you tube to be seen if you are interested about the unified field theory or Dr John Hagelin in general. Actually, there are so many videos out there about scientific theory, quantum physics & the science of consciousness. You really could spend many, hours here if you are so inclined, the internet really can be a beautiful thing.

The logical conclusion for us here, after highlighting some of these little snippets of scientific information, is that:

We are all one

Within each of us, when we are able to clear away our ego clinging, lies the infinite potential of oneness, the unified field.

Once we are able to clear away our imperfections, our negative energies and once we are able to embrace the idea of full & complete surrender, we are then able to experience that which we already are and always have been – divine love.

This below teaching comes from the beautiful Law of One Series, a very detailed set of channelled teachings brought through during the 1980's by the Love / Light Research Group in America, and we feel that this is a truly wonderful way to conclude our discussions on inter-connectedness. Please enjoy these beautiful & profound words with love & light:

*The Law of One, although beyond all words,
may be approximated by saying that all things are one;
there is no polarity, no right or wrong, no disharmony,
but only one identity.*

All is one; and that one is love light, light love; the Infinite Creator.

*In each infinitesimal part of yourself resides the
Infinite Creator in all of its power.*

You are everything, every being, every emotion, every situation.

*You are unity.
You are infinity.
You are light love.
You are love light.
YOU ARE!*

7. INTRODUCING THE SELF-HEALING PRACTICE:

As we've explored in this Celestine Master level, any self-healing practice that we do also has the ability to benefit others in a very tangible way, much like as demonstrated with the Maharishi Effect experiments. As we continue with our practice & as our intention becomes purer, i.e. stronger orientation towards helping others, our healing or love vibration is also strengthened.

Ultimately, this results in our love-light being better able to more deeply penetrate the darker areas of the universally connected love consciousness. In this way, we can see that by doing our self-healing practice is a great way to also benefit others.

With this in mind, it now becomes a more personalised decision whether you wish to do a lot of healing for those around you or whether you wish to encourage these people to start with their own practice. As the Celestine Reiki series came through, particularly during the Prophestine Reiki / Ecliptine Light levels, it became much more obvious to us that this system is actually providing us with a stepping stone path towards The New Consciousness of one-ness & love.

As such, it may of course still be appropriate to give healing to others across a wide variety of different healing situations but equally so, it may also be sometimes seen as even more compassionate to encourage these same people towards taking up their own individual Celestine practice. In this way, we can all embrace the energies of love & understanding as we move closer towards blissful states of existence.

As you are now a Celestine Reiki Master, we feel that it is always best for you to choose what works best for you. If you are practicing with other forms of energy based healing and this is something which helps your livelihood then perhaps you may wish to continue giving Celestine Reiki healing sessions to many patients each day, mixing these in with other modes of healing perhaps. For others who may be working in full time jobs for example, they may wish to simply do their self-healing practice.



Everyone is different and everyone will have different needs, preferences and timeframes in which they can do their healing work so an 'as you wish' policy often works best. We only request that you enjoy your practice and that you bring your own unique gift to this world in the most amazing way you can.

With this, we are ready to discuss how we can do the actual self-healing practice for the Celestine White Light Emperor (Master) Level and we feel that it is our honour to introduce you to this beautiful set of teachings.

As we've already mentioned, the self-healing practice for the Celestine Reiki Master Level is now done quite differently to that of previous levels, mainly because you will be accessing the energies in a different way. Of course, you can still call on the Celestine energies as

you have done if you wish to but it is here that we would now encourage you to step into your Celestine Master shoes and move towards this new style of practice for the benefit of all.

THE UNIFIED PATHWAY TO LIGHT

VOLUME 1 - THE CELESTINE SERIES

So, when we activate the Celestine White Light Emperor Reiki sequence to flow, what is happening is that each of the symbols, or energetic frequencies from each of the practitioner levels are simultaneously being activated within our body. The Celestine energies will then go to work wherever they are needed for what will be the best possible healing result.

Just like in the practitioner levels, the energies are being divinely guided and will bring you whichever healing frequencies that you require out of the entire suite of Celestine Reiki frequencies. This ensures that we always receive exactly what we need during our self-healing meditation at any point in time.

As you progress in your Celestine Reiki Master practice, you may feel that each meditation brings you slightly different healing frequencies from the last; perhaps you are brought to a new level of realisation about something that you previously didn't fully understand. Whatever you require at the time, you will receive through this Celestine Reiki Master practice remembering that all of the Celestine energies are working for you at the same time.

This is quite a crucial point really. During the Celestine White Light Emperor level, your self-healing is working with all of the frequencies from the Celestine Reiki system combined. So the combined divine healing frequencies of Celestine Reiki, Celestine Star Reiki, Celestine Gold Reiki, Celestine Green Emerald Reiki, Celestine Violet Eclipse Reiki and the Celestine White Light Emperor energies all in one!

It is also important to understand that now, after your attunement, all of these energies are flowing from *within you* rather than being called in from 'far out in the universe'. It is for this reason why you will now only need around 10 minutes or so for your self-healing practice.

It is almost like the energies are now a part of you. By activating them more & more through practice, your vibration will be able to move closer towards the Celestine vibration. As we were told:



**“THE WHITE LIGHT EMPEROR
‘PILOT LIGHT’ GLOWS WITHIN
YOU AT ALL TIMES.**

**ACTIVATE IT AS OFTEN AS YOU WISH
- FOR THE BENEFIT OF ALL”**

As we move forward in our understanding we are able to realise that in actual fact, we are not separate from these divine energies; through a process of surrendering and letting go we are able to cast aside our ego and simply become a beacon of healing light for all to benefit from.

We can perhaps think of our self-healing practice as helping the Celestine frequencies to grow & blossom within us. By doing a regular daily practice, we are able to move closer to love, new understanding & to the divine healing light which these symbols encompass; by doing so we are then better able to assist & help others.

8. INSTRUCTIONS FOR COMPLETING THE SELF-HEALING PRACTICE:

So, now we have a good understanding of what it means to become a Reiki Master, we perhaps have a better understanding also of energy, inter-connectedness and the impact of both on our self-healing practice. We have also been introduced to some of the changes which we may experience as part of our new Celestine Master self-healing practice so with this, let us now describe the actual process for self-healing.

■ 1. Preparation:

This will be the same as in the practitioner levels. So, either sitting or lying down with eyes closed, making sure to be undisturbed for 10 or 15 minutes; we are now ready to do our self-healing practice.

■ 2. Invocation of Celestine Reiki Sequence:

Firstly we need to invoke the Celestine White Light Emperor Reiki sequence by saying the following, (optionally with hands in prayer position):



**"With a deep love & humble gratitude,
may I now activate the Celestine Sequence so that I may shine
for all beings. May we all be free from suffering"**

Thankyou, thankyou, thankyou."

Upon stating this very strong meditative intent, the Celestine White Light Emperor sequence will start to flow from within your body. The symbols form what can be described as a ring inside your torso by which the energies flow to where they are required for the best possible healing result.

The energies will flow for as long as we require them to, usually around 10 minutes or so, and during this time our body will glow a beautiful pure white light, from the inside out. The entire suite of Celestine energies now shine through us, outward for the benefit of all, being fuelled by our meditative intent. At the same time, these divinely guided energies are helping us to cleanse away our energetic impurities.

By consistently working with such a strong and pure intention, i.e. to benefit all, we are also working to clear away even more of our darkness or dirty energies from *deep* within our being, making this an upward spiral of love, light & healing. For this reason, our self-healing practice becomes a very important personal development tool.

You may also wish to work with some additional affirmations during your self-healing meditation. Here are a few good examples (for more information, please refer back to Level Four):

★ ***"May the Celestine sequence shine for us all"***

★ ***"May the Celestine sequence help all beings to be happy & free from suffering"***

★ ***"May all beings benefit"***

■ **3. Closing the session:**

When we close our healing session, of course we work with love & gratitude and again ask for all to benefit.



"With divine love & deep gratitude, I give thanks for all of your help for this Celestine White Light Emperor Reiki sequence. May you continue to shine your divine love & healing light for us all to benefit from. Thankyou, Thankyou, Thankyou."

Thank You!

Additional Healing Notes:

You will notice from your practice that the time taken for a self-healing session is now considerably shorter than what you have just been working with. This is because of the difference in the intensity of the energies being accessed. As the energies are now working inside your body, they are able to work much more quickly and effectively offering us a wonderfully healing and spiritually enriching meditation which can be easily practiced in almost any situation or at any time.

Actually, whilst we would always suggest that any formal session be done either sitting or lying down in a tranquil, peaceful environment, we would also encourage you to try activating these energies when you're out and about. This is often referred to as the teaching of 'mixing' and what this means is that we bring our meditative state of inner peace and calm into our real world situations. Say for example you are going for a walk in a park for some personal reflection time, why not invite in the Celestine sequence to join you?

When your on the train going to work, this is a great time to get some Celestine White Light Emperor practice time in. Even when you have some toilet time at work, why not invite in some Celestine Reiki Master vibrations to help refuel you before returning to your desk. For those of us who are time poor, this is a great way of getting some extra practice time in as well as allowing us to fit in some extra reflection time or personal development time.

The main point here is that you don't have to be sitting in deep meditation to call on these types of energies. It is all being activated through applying your intention. Intention is the mother of all healing practices and as we learn to harness this, well, some really powerful things can start to happen! As always, just be creative with your practice and enjoy!

9. DOING HEALING WORK FOR OTHERS:

Again, it is entirely possible that for many of us, the best way we can help others is to do self-healing with our intention firmly planted to benefit all. We wish to point out that there is absolutely no problem with this type of thinking, it is not a selfish way to think at all.

When we grasp the idea of one-ness, we understand that in actual fact, there is no real difference between 'you' or 'I', 'us' or 'them'. At the ultimate level of understanding, there can only be one identity; one unified field of love; that which we refer to as consciousness.



Having said all this, it is always lovely to be able to pass on the energies to others, especially if you are giving these healing gifts to others for free / by donation. There is a certain energy behind giving without asking for anything in return which is unparalleled. There is just a certain deeply satisfying vibration which comes from a simple act of loving kindness and in most cases, the universe will send us whatever we need at any given time.

It is for this reason why we aim to give our teachings to those who need them without the need for '*monetary combat*'. What we do, we do with love, humility and for the benefit of all. What we receive is up to the universe to decide in line with our karma.

Ok, so let's now describe how we can do our healing work for others as a Celestine Reiki Master.

10. PROCESS FOR HANDS-ON / DISTANCE HEALING:

The process that we follow for our hands-on healing and distance healing sessions are essentially the same as what you have learnt so far in the Celestine practitioner levels, except that now you will be working with the energies in a different way. This means that you will now feel the energies working much '*closer to home*' and you may also feel some additional energetic capabilities as you work with these energies more extensively.

So, ensuring the appropriate preparation is done for your recipient, whether it be by distance or by hands-on healing, make sure that your surroundings are comfortable and that your recipient is ready and open to receive.

Then take a couple of minutes to centre yourself and invoke the Celestine White Light Emperor sequence as follows:



**"With a deep love & humble gratitude, may I now activate the Celestine sequence so that I may shine for
[insert name of recipient] May we all be free from suffering.
Thankyou, thankyou, thankyou."**

If you are new to doing healing sessions, you may wish to state this healing intention three times to help in calming any performance nerves or anxieties about giving the healing session. You may wish to also use some affirmations during your healing session to help your healing intention for the greatest good of all.

- ▶ Commence your **hands-on healing session** by placing your hands on the recipients head for 10-15 minutes. You will most likely feel when it is *right* to close your session by the energies perhaps dropping off a little; in any case 10 minutes is normally sufficient for most Celestine Master healing sessions.
- ▶ For **distance healing sessions**, you will still face your palms outward and do the healing session in whatever way you feel is appropriate for you. We have described a few different distance healing techniques so far in the practitioner levels so it is here that you are able to either use one of these or perhaps create your own distance healing technique.

The distance healing will also take around 10-15 minutes with the important thing being your intention to send healing light to*[insert name]* or*[insert situation]* or *[insert group]*

- ▶ We now **close our healing session** with love & thanks for the divinely guided energies, may they shine for us all and help us move towards The New Consciousness of love easily, effortlessly and with grace.

Additional Information:

As we start to work more deeply with energies of the Celestine Reiki Master level, we may start to feel some differences in the way in which the energies do their healing work in a hands-on healing session environment. Firstly, it may sometimes feel very much like you are doing your own self-healing practice with someone's head attached to your hands.

Don't worry if this is the case; deep healing is still most certainly happening within the recipient. As we have set our intention at the start of the healing session, the divinely guided energies will respond accordingly and will always flow to wherever they are needed most by the recipient *and* within you.

The differences we experience here when doing a hands-on healing session using the Celestine Master Level energies are that the energetic frequencies doing the healing are now working from *within you*. Accordingly, you may feel some differences at times in the energetic flow into the recipient e.g. the healing energies may be flowing not only through your hands but from other parts of your body also.

You might also be able to feel a deeper level of emptiness, both in yourself and with the person you are treating and you may also be able to use visualisation and your meditative feelings more effectively to clear away energetic impurities within the recipient.

Many of these things need to be felt from experience and will come with a good practice. We note here that your self-healing practice is a crucial part of the growing or energetic development process.



11. FINAL COMMENTS:

Congratulations on becoming a Celestine Reiki Master! We hope that we have helped you in understanding & experiencing a deeper vibration of love & healing light and it is with our hearts open that we truly hope that you have enjoyed these introductory Celestine teachings. May your practice continue to grow stronger and stronger and may you start to move closer to your truly divine nature.

The next step in the Celestine journey, for those who wish to, is to learn Prophestine Reiki - which can be taken after 7 - 14 days from the Celestine Reiki Master attunement.

(There is no timeframe that you need to complete the next attunement within, so go with how you feel, anytime after 7-14 days.)

All the work done here in these Celestine Reiki levels and especially the Celestine Master Level is to prepare us for the big step upwards in energetic vibration - Prophestine Reiki.



THE UNIFIED PATHWAY TO LIGHT
VOLUME 1 - THE CELESTINE SERIES

Prophestine Reiki brings us to a deeper and more profound understanding of divine love and one-ness and this is felt through our meditative self-healing practices. Prophestine Reiki is also an extremely cleansing and purifying experience as it allows us to heal at a much deeper level than before. It clears away old emotions and old thought patterns as we are being prepared for yet another step up in vibration during the Ecliptine Light level.

Overall, the Prophestine and (next levels after that) Ecliptine levels are helping us to explore the path towards The New Consciousness as they provide us with access to higher frequencies of love, light and understanding. It is these frequencies which bring us closer to the one-ness of all things which is also thought to be a state of pure love.

Within the Prophestine and Ecliptine levels of learning we also continue to detail the information ‘as it came through’ from the wide variety of higher spiritual beings. These beautiful ‘channelled’ teachings are truly a wonderful complement to the energies being worked with and they help us to further understand and make sense of the energetic transformations that are taking place from within us at each level.

And finally, we invite you to share your Celestine experiences with anyone who you feel will benefit in order for Celestine Reiki to reach those people who may require these teachings. We feel that they are particularly great for anyone who may feel like they are going through some difficult times or a rough patch in their life.

So, it is with our deepest love and grace that we congratulate you again for making it to the Celestine Master level. We sincerely hope to see you for the Prophestine Reiki teachings very soon.

May all beings live in love, light and happiness without any kind of suffering!

With Divine Celestine Light,

EMPEROR RO HAN,
LOVE INSPIRATION &
MAITRI FOUNDATION



Welcome to
**The Celestine
Series**



Phase Two:
Prophestine Reiki



Love Inspiration

Learn • Heal • Awaken

The Unified Pathway To Light

CHAPTER ONE: THE CELESTINE SERIES

PHASE TWO: PROPHESTINE REIKI

LEVEL ONE: BLUE LAKE REIKI

WE WARMLY AND HUMBLY WELCOME YOU!

It is with love and light that we welcome you to Prophestine Reiki and from our heart, we thank you for your continued service to this path of love, healing and transformation. We also congratulate you on taking this most wonderful step into the Prophestine Reiki teachings which is now the second phase of the Celestine Series; the first phase being Celestine Reiki.

During the Celestine Reiki teachings we have introduced you to the idea of shining love outward for all to benefit and we can perhaps start to see or feel through our self-healing practice that this can also be very beneficial to our own healing and personal growth. Through the Celestine Reiki levels, we have also had the chance to work with the divine Celestine frequencies and this may have given us some further insight into the concepts of love, light and divine guidance.

In addition to this, we have also learnt about some of the ways we can strengthen our practice through the use of our meditative or healing intent with practices such as surrendering, letting go and opening up, and we learnt to further sharpen our intention through techniques like affirmations and visualisations.

All of this has been a beautiful stepping stone into Prophestine Reiki, a wonderful continuance on from Celestine Reiki. As we were told, "Prophestine Reiki is the elder sister of Celestine Reiki".

As we move through the three levels of Prophestine Reiki, we are being guided through a most amazing energetic transformation in what leads us towards a more profound understanding of our true reality. These meditative experiences are steeped in a divine love and healing light which is indescribable in words, as our self-healing practice now brings a much higher love and healing vibration.



THE UNIFIED PATHWAY TO LIGHT

VOLUME 1 - THE CELESTINE SERIES



SHINE YOUR LIGHT!

It is perhaps the Master Level of Prophestine Reiki which is truly blessed as we are introduced to the love filled energies of the *source* itself. Through the attunement process, we are able to ignite and shine out our own *inner source* for the benefit of all. This attunement and Master Level practice is one of unspeakable joy and love which is utterly profound.

So again, with our hearts open, we offer you our sincerest congratulations on making it here to the teachings of Prophestine Reiki. We truly hope that your practice blossoms through these levels as ours did, in the most beautiful way that it can and may your light shine brighter and brighter so that you may reach all beings throughout the universe!

CONTENTS:

Content	Page
We Warmly And Humbly Welcome You!	103
1. Origins Of Prophestine Reiki	105
2. Learning Prophestine Reiki	106
3. Introduction To The Healing Practices Of Prophestine Reiki	108
4. Prophestine Reiki Level One – Blue Lake Reiki	109
5. Receiving The Attunement For Blue Lake Reiki	110
6. Instructions For Receiving Your Blue Lake Reiki Attunement	111
7. The Self-Healing Practices For Blue Lake Reiki	112
8. Introducing The Mantra "I am open and willing to change for the benefit of all beings"	114
9. Doing Healing Work For Others	117
10. Final Comments	119

1. ORIGINS OF PROPHESTINE REIKI:

The source of Prophestine Reiki comes from a large white Buddha, one of immense love and generosity. This Buddha radiates white light and love *endlessly* for all to benefit. It is this white light and love that we are able to access through Prophestine Reiki.

As Marty and Gerry were completing the Celestine Reiki teachings, and as they were deemed to be *vibrationally ready*, Gerry was intuitively introduced to the energies of Prophestine Reiki via a beautiful woman calling herself Empress Majelda-Lai.

She was clothed in an elegant purple gown, with a purple sheer flowing silk mesh over top. The edges of her gown were adorned with detailed embroidery and gems. She was of European descent with dark-blond hair, neatly plaited in a circle at the back of her head. She wore a ruby red ring on her left hand and was seen carrying a large crystal ball.



She can be thought of as a mystic of sorts, someone who brings the energies of immense love, light and peace. Indeed, it is with these energies that she brings through the energies of Prophestine Reiki for us all to benefit. In her own words:

“Thank you for allowing me the honour to speak on behalf of the Prophestine Reiki energy. You have already been introduced to the Celestine Reiki, and it is with great love that I am able to provide the next level up in this beautiful energy system. Prophestine Reiki is the elder sister of Celestine Reiki and shall be performed only after completing the Master Level in the Celestine energy system.

Prophestine Reiki is an allowance of new love, trust and faith. It brings more hope to those of you struggling with your pathways, to those of you who have migrated from your true pathways and to those who are simply open to walking an entirely new pathway, in order to benefit all.

The energies in this system are deepening, freeing and invoking and allow each individual to assimilate the frequencies they require, in order to achieve their true purpose in this galactical timeframe that they have on the earth plane. Please do not be misled into believing that all energies are the same; each individual must receive their own specific and intellectual information to serve as the power-house for their own development.

Prophestine Reiki also brings a new dimension to the understanding of love and its undulating path to freeing the soul. It is in this time that the love energies of the great beings are here to be released and circulated in order to help free all beings from their past, immediate and future sufferings.

This is the time we are entering, and it is with great honour that I welcome you – and congratulate you for reaching this level of understanding. For it is not by chance that you arrived at this intensive energy level of Prophestine Reiki. It is now your time to shine this energy for the betterment of yourself – and for all.



Allow these new frequencies to bring the changes in your life that you require; please do not be disheartened when things appear to go pear-shaped; for this is simply the release of old and negative attachments in life. These must be released in order to bring in the new understandings, the new love and the new peace that you so cherishingly desire.

Be at peace with the process and help yourself by simply letting go. Let go of all that you believe is your reality, and embrace the new move forward. It simply will, allow the shift in consciousness to permeate both yourself and those around you – for the ultimate benefit of all. Be open to the changes – and trust.”

We are deeply grateful and humbled by such beautiful words and it is with love and grace that we say a big thank you to Empress Majelda-Lai for introducing these practices which we will now discuss in these pages to follow.



2. LEARNING PROPHESTINE REIKI:

As Empress Majelda-Lai mentions above, the energies of Prophestine Reiki are only for those who have completed the Celestine Reiki Master teachings and this is because the Celestine frequencies essentially act as a platform or foundation for the new energies to come.

The Celestine White Light Emperor Level was like the introduction or preliminary level for Prophestine Reiki in that the Celestine Master attunements actually placed the divine healing energies *inside* the body for us to call on. This type of attunement continues throughout the Prophestine Reiki system with each level bringing us an entirely new suite of different energetic frequencies to call on for the best possible healing result for ourselves and for all beings.

Prophestine Reiki is taught over three separate levels, with each level bringing a new set of frequencies to our healing and meditation. In this way, it is somewhat similar in design to the Celestine Reiki teachings, however now our practice will be strengthened and vibrationally more rewarding with these new teachings.

Generally speaking, the first level of Prophestine Reiki helps us to work through and clear away old emotional hurts, pains or perhaps any other negative emotions that we are holding onto. In this way, it can be both a deeply rewarding level and at the same time, a challenging level to work through.


During the second level, we are given access to energetic frequencies which, amongst other things, help us to better channel our well intentioned energy outward. This helps us to become a more efficient healing channel. As our meditative intent becomes more pure with our practice, the energies being worked with in this level help to ensure that we are simply better able to shine our love light outward for all.

THE UNIFIED PATHWAY TO LIGHT

VOLUME 1 - THE CELESTINE SERIES

Lastly, the Prophestine Master Level allows us to quite literally touch the light and love of the divine source. Through this Master Level attunement, we are actually given the opportunity to merge energies with the source itself. Whilst many of us will not realise this at the time, what is happening here during this attunement is that a beautiful seed of divine light and love is planted deep within our soul which we are then able to call upon in any healing or meditation that we do. The energies here are deeply satisfying and filled with unspeakable love.

The levels of Prophestine are also summarised here for you in the below table:



Level	Name	Attunement and Healing Energy (Time)	Next Attunement TimeFrame (from previous level)	Theme / Info
One	Prophestine Blue Lake Reiki	18 minutes	7-14 days after Celestine Master Level	Emotional cleansing
Two	Prophestine Black Knight Reiki	8-12 minutes	4 days	Expansion and growth
Master	Prophestine White Gold Reiki	8-10 minutes	4 - 10 days	One-ness

As we move forward, we can certainly feel the difference in the energies as we progress through these practices, with the key point again being our intention to shine for all. During these teachings, we will also be providing you with some additional information which may be of some assistance in further developing our intention to benefit all.

As always, we encourage you to experiment or play around with many different techniques as you work with these energies. In many cases, your style of healing or meditation will change as you evolve into new layers of your being. You may find you are moving towards a deeper level of surrendering or being more open to receive these delightful healing frequencies during these Prophestine teachings and as we move into the Ecliptine Light levels, the final phase of the Celestine Series.

This is something which has definitely been emphasised to us throughout the entire healing process and especially so as we move closer towards The New Consciousness of love and one-ness.

**“OPEN AND YOU SHALL RECEIVE
(FOR THE BENEFIT OF ALL)”**

3. INTRODUCTION TO THE HEALING PRACTICES OF PROPHESTINE REIKI:

As we progress through the Prophestine practices, we are shown at a more deeper level the true beauty of an altruistic intention in our own self-healing and for the betterment of other selves. As far as the actual practice is concerned, we can liken the Prophestine practices to that of the Celestine Reiki Master level. The new energies are being placed *inside* our energy field and we are then able to call on the divine healing frequencies in any meditation from *within*.

The main difference between the Prophestine and Celestine (Master) practice, is basically the depth or level of understanding that we can feel from our practice. It is here that we are being guided to open ourselves up even more so that we can receive that which is being offered.



*You are ready to receive these Prophestine gifts with love and humility,
please use them wisely to benefit all.*

Also, as we covered in the Celestine Master level, the focus here in Prophestine Reiki is on meditational self-healing. By working with these energies to shine outward through meditation, we are now better able to become a more effective catalyst for benefitting others. As we strengthen ourselves, the overall inter-connected consciousness also strengthens.

Having said this, we will also include a brief section here in this the first level of Prophestine Reiki which explains how you are able to use both the Celestine Reiki and Prophestine Reiki energies in your healing sessions for others if you so desire.

Moving forward, the information in this level on '*doing healing work for others*' can be used with any new energies introduced in higher levels. From here, there really aren't any new techniques to explain and the real learning is now done through your own healing practices. A lot of this also comes down to personal preference as some of us may resonate more strongly with different energetic frequencies in healing.

For example, there will be many who simply wish to practice with these energies in personal meditations. They may wish to call on just the Prophestine energies and at times, they may wish to also call on the Celestine energies or perhaps another form of energy based healing practice.

For others, they may wish to focus on some of the distance healing techniques explained throughout the Celestine Reiki levels. They may feel drawn towards doing healing of the earth as a whole, the groups of people living here and perhaps a range of other issues as they are guided to do so.

It really just comes down to what you feel is right for you and this is where the true beauty lies within these teachings, it is always your own personal decision as to what you wish to practice with. As we progress into the Ecliptine Light levels and onward through the Sorcebro Energy Suite teachings, it becomes clearer just how many tools we can have available to us in our healing.

For now, we simply ask you to follow your hearts as to the best way for you to practice with these loving and peaceful energies for the benefit of all.

4. PROPHESTINE REIKI LEVEL ONE – BLUE LAKE REIKI:

The first and perhaps most cleansing set of energies that we are receiving in Prophestine Reiki are the energies of Blue Lake Reiki. The source of these energies comes via a pale blue, kidney shaped lake. During the attunement process these blue lake energies are placed *inside* our second chakra, the emotional centre of our energy system.

By having these energies inside our emotional centre, Blue Lake Reiki is able to work very deeply to dissolve old, unwanted frequencies of energy that are stored within the emotional areas. This could be old hurts, old thought patterns, old behavioural patterns, old emotional pains, and other old (or not so old) emotions that simply do not serve you on your journey forward.

In this way, the lake can be seen to have mystical or magical powers, in which it gently “dissolves” these old frequencies into a sparkling light within the lake. Its purpose is also to help balance all of our emotional energies, to allow a more constant and accessible love field to procreate.

In more general terms it helps us to keep our focus on love, rather than becoming hooked or persuaded by our old patterns of hurt, judgement and pain; something which ultimately affects both our actions and our levels of happiness.

The energies of Blue Lake Reiki basically allow us to open up to a new version of ourselves at a time where we are all faced with shifting to a new consciousness. As we will see from the self-healing practice section, it encourages us to open up to receive for the benefit of all; a new start for us all as we move towards a new consciousness.



5. RECEIVING THE ATTUNEMENT FOR BLUE LAKE REIKI:

The attunement processes for all of the Prophestine Reiki attunements are very similar to that which you have already experienced in Celestine Reiki, except that the energies that you are being attuned to are different. The attunement for Blue Lake Reiki takes around 18 minutes to complete so it is best if you can sit or lie down for 20 - 25 minutes depending on how you feel.

IMPORTANT REMINDER: When you activated the energies for this ebook (on Page III), this has activated all of the energies and attunements for the entire ebook. Therefore, you can simply follow along with the below instructions to receive your Blue Lake attunement with love!

Particularly during the Blue Lake attunement, there may be an experience of some pain, either physically or emotionally, specifically in the lower abdomen area in the days following the attunement. Please do not worry, this is simply the blue lake beginning it's work. The best thing you can do is relax and *release*. Let go of anything that comes to mind and allow yourself to open to the lake's beautiful, helpful and deeply healing energy. Continue to complete the practices as we describe below and just allow the Blue Lake energies to do their work.

If you feel any difficult or old emotions coming to the surface for healing, just allow yourself to release and let go of these energies as you feel them arise. In some cases, you may need to have some quiet time lying down, maybe you wish to release the energies through tears; some may wish to do some exercise to release some angry emotions that may be coming up.

The key here is to listen to yourself; listen to what your body and energy is telling you and respond accordingly. If you feel sad, you may wish to go and play some gentle music to help move the energy. Really allow yourself whatever time you need to process whatever you are experiencing. Simply sit in this space of not so niceness and allow these old energies to be released. Afterward you may feel somewhat lighter, happier and perhaps more humbled.



“Please do not be disheartened when things appear to go pear-shaped; for this is simply the release of old and negative attachments in life. These must be released in order to bring in the new understandings, the new love and the new peace that you so cherishingly desire.”

New Peace, Love & Understanding

As a general reminder for taking attunements (from previous levels), please remember that in the days following the attunement, you may feel some different sensations as some of the old, unwanted energies clear away, shift or move. If you are clearing away lots of old energies i.e. there is deep healing being done, then your body will need to work to clear these so as a result you may feel sluggish or tired. Others may feel some slight cold or flu symptoms as the energies clear. You can sometimes even get a few extra trips to the toilet if the energies are clearing in your lower chakras.

There may also be some emotional clearing happening from the attunement and / or your healing practices so just be mindful of this if you are experiencing any anger, sadness or other types of emotional unrest. For more information, please see the FAQ pages on the [Healing Crisis](#).

6. INSTRUCTIONS FOR RECEIVING YOUR BLUE LAKE REIKI ATTUNEMENT:

To ensure that the attunement process works successfully we ask that you please follow the instructions below and most importantly relax, open up and receive these gifts with love and gratitude.

■ 1. Preparation:

Sit or lie down, whichever is more comfortable for you, ensuring that you will not be disturbed for at least 20 or 25 minutes. Perhaps you wish to play some soft [healing or relaxing music](#), light some candles or burn some incense to create a nice ambience.

■ 2. Invoke the Blue Lake Reiki attunement:

Invoke the Blue Lake Reiki attunement by placing the hands together, fingertips touching in prayer position whilst saying the following:



**"With love and gratitude I open up to receiving the
attunement for Blue Lake Reiki in order to benefit all beings.**

Thankyou, thankyou, thankyou."

[Note that the word love is also divinely important in requesting the Prophestine Reiki energy (whether in receiving the attunement or doing any healing work) – the stronger the feeling of **love** that you ask with, the stronger the energy that flows. Also, you will now note that we now include 'for the benefit of all' in our invocation as this now truly is our way forward in Prophestine Reiki.

You may also wish to work with some adjectives to help strengthen your invocation in whatever way you wish, perhaps something like:



**"With love and gratitude I open up to receiving the
attunement for Blue Lake Reiki in order to benefit all beings.**

May we all live in love, light & happiness.

Thankyou, thankyou, thankyou."

It is not the actual words that are important here rather than your intention and more specifically, the *feelings* behind your invocation which are important so please feel free to work with whatever suits you best. Love, gratitude and for the benefit of all is important.

So now your attunement will commence and will take around 18 minutes to finish so it is best to sit or lie down for around 20-25 minutes depending on how you feel. You may wish to time yourself or simply wait until you feel the energy drop off a little bit as a sign that the attunement is finished.

As in the previous levels, you don't have to leave your hands in prayer position for the entire time, please feel free to rest your hands either by your side, over your Heart Chakra or as you feel most comfortable.

■ 3. Closing the Blue Lake Reiki attunement:

As in any healing session, it is best if we now take some time to be grateful:



"It is with deep and humble gratitude that I offer my sincerest thanks for receiving the Blue Lake Reiki blessings. May the energies help me to embrace my inner truth and peace and may I shine these radiant energies for all to benefit from.

Thankyou, Thankyou , Thankyou."

7. THE SELF-HEALING PRACTICES FOR BLUE LAKE REIKI:

After taking your attunement, you will now be ready to start the rewarding Blue Lake Reiki practice. This is truly a beautiful step upward from the Celestine Reiki Master Level and you will most likely feel some additional depth to your meditation as you now start to call on the Prophestine energies.

You may feel the energies starting to stir and move some old energies from within your second chakra (Sacral Chakra) and you may also feel another layer of surrender as you are now more open to receive the divinely guided energies for the benefit of all.



THE UNIFIED PATHWAY TO LIGHT

VOLUME 1 - THE CELESTINE SERIES

The Blue Lake energies are indeed very expansive and it is with faith and being open to receiving them that we can truly benefit all in the best possible way. It was certainly made clear to us that being *open* to the energies of Prophestine Reiki is one of the most important parts of the practice.

Ok so let's get started with how to do our self-healing. Actually it's very similar in design to the Celestine Master Level practice which is good, as it allows us to build on that which we have learnt already. So, preparation is always an important prequel to any practice that we are doing and when we feel ready to do so, we simply invoke the Prophestine Blue Lake Reiki energies with something like:



**"With love and a humble gratitude, I invoke the
divinely guided energies of Blue Lake Reiki.
May all beings benefit from these divine healing vibrations.
Thankyou, thankyou, thankyou."**

Then we are simply able to relax and enjoy the divine healing frequencies as they work their magic for the benefit of all. It is best to allow a full healing session to take place which lasts for around 18 minutes or so. As in our Celestine practices, the energy tends to build over time and with this, after experiencing a full session, we are left with truly a beautiful feeling of blissfulness and inner peace.

Ultimately, these beautiful feelings of meditation are then followed by some healing issues perhaps being brought to the surface, in order to be completely released from our consciousness. This can obviously be the more challenging part of our practice but for now, we can just rest and relax in the understanding of love and one-ness as we enjoy our meditation.

When closing our meditation:



**"It is with love and gratitude that I say thank you for all your
help with my meditation. May this help all beings to be happy
and filled with the vibration of love so that they too may shine
for all. Thankyou, Thankyou, Thankyou."**

For some of you, you may wish to start your meditation with the Celestine White Light Emperor sequence and then add on the Blue Lake Reiki energies afterward, taking you around 30 minutes for a meditation. This may be something you find both pleasing at a vibrational level as well as being helpful for improving your meditative concentration. This is not a requirement however, as Blue Lake Reiki is a stand-alone system of energy based healing all by itself. As always, the choice is yours.

8. INTRODUCING THE MANTRA

"I am open and willing to change
for the benefit of all beings"

As we were receiving these Blue Lake Reiki teachings from Empress Majelda-Lai, it was explained to us during our practice, that we should recite a mantra whilst merging and becoming one with the Blue Lake energies. So with this, let us now briefly discuss the idea of what a mantra is, and look at how it can be viewed through the eyes of energy based healing.



The term 'mantra' has many hidden, secret and sacred meanings on so many different levels. It was introduced through the Vedic tradition many thousands of years ago and is still today a customary practice for disciplines and religions alike. Some examples include Sikhism, Jainism, Yoga, Hinduism and Buddhism.

On a very basic level, the term mantra can be translated to mean '*mind control*' and in this respect, it is very similar to using a meditative affirmation. By using a mantra, it helps us to stay focused on a meditative intent during our meditation session.

Another simple way of thinking of a mantra is that it helps us to call on or invoke a higher energetic frequency. In much the same way as we would invoke the energies of Celestine or Prophestine Reiki, a mantra is also used to call on a specific set of divinely guided energies which then help in any healing or purification process.

To explain this a little more clearly, let us consider the mantra;

ॐ नमो भगवते वासुदेवाय
OM MANI PÄDME HUM

This is said to be one of the most important and purifying mantra's available in Tibetan Buddhism and is still widely used across many different spiritual traditions. There are many books that one can read about Om Mani Padme Hum where it is said that that each sound and syllable within this mantra was divinely created to bring about the best possible healing vibration for all beings to benefit from. It is also said that by reciting this mantra, it brings immeasurable benefit to a countless number of beings both in the physical world and in the spiritual realms alike.

Om Mani Padme Hum calls on or invokes the energies of Avalokitesvara (Chenrezig, the Buddha of compassion) and can be taken to mean "May compassion and wisdom be generated within". When we have received the right attunement (or empowerment) for the mantra, we are then able to call on these deeply compassionate and purifying energies so that you can merge, melt and dissolve into them with complete surrender, devotion and gratitude.

By calling upon the mantra, we progress on our spiritual path towards becoming one with the divine and clearing ourselves of all energetic impurities and imperfections. Mantra empowerments are normally given through the blessings of an enlightened Master (or Guru) and are a way to provide the recipient with access to these divine healing frequencies.



**CHENREZIG
BUDDHA OF COMPASSION**

We can now see the similarities here between mantras and other energy based healing practices.

Universal gifts such as Usui Reiki, Karuna Reiki, Kundalini Reiki, The Celestine Series, The Sorcebro Energy Suite, Divine Light or even the Analgam or Ocresha cleanses all draw on divinely guided energetic frequencies in some way or another.

For example, Divine Light, The Sorcebro Energy Suite and both the Analgam and Ocresha cleanses work with symbols to bring in higher vibrational healing frequencies which are then used by us for purification and healing. As we work with these symbols, it is normally necessary to mentally 'chant' or repeat the symbol's name when calling the energy. In this way, we can think of this name as a mantra. By calling the symbol and using visualisation, we are then able to draw in the divine healing frequencies which exist within each of these systems.

The reason that we have explained all of this here is so that we can have a better understanding of what it means to be given a '*mantra*'. With the divine wisdom and understanding that comes from these higher sources of intelligence, they have deemed it necessary to give us our mantra for our practice in Blue Lake Reiki. It is for this reason that we suggest that you use this mantra with your Blue Lake Reiki practice, for the benefit of all.

BLUE LAKE REIKI MANTRA:

“I am open and willing to change for the benefit of all beings”



From Marty and Gerry's own practices, they find that this mantra is really helping to open more and more to the new love and light and allows them the opportunity to strengthen their faith about who they are. It also allows them to look forward to the exciting new possibilities of the new love consciousness.

The mantra also works on the principle of free will so that when we say “I am open and *willing* to change”, the energies are able to somehow work more extensively on our energy field because we have set our intention as such. This mantra also constantly reminds us that we are doing our healing work for the benefit of all thereby strengthening our overall vibration for healing.

So when we are doing this Prophestine practice with this mantra we can think (in the background) something like:

“Of course I am open and willing to change

I'm happy to change into a divine infinite being filled with love

I am happy not to live in any kind of suffering and for all of us to live without suffering

A place where we are all blissfully happy and peaceful on the inside

A place where there aren't any wars or struggles for food or any kind of poverty

*A place where love and light reigns and people care about others
more than they do for themselves.....*

I'm open and willing to change towards this!”

“I am open and willing to change for the benefit of all beings”

This type of background thinking can really help to strengthen our overall feeling towards moving forward with these energies. Marty and Gerry also worked with the affirmation below as they found it to be nice and easy to recite:

“May Blue Lake Reiki shine for us all”



We note here that this was their small addition to the teachings and this affirmation can be used in conjunction with the prescribed mantra i.e. switch back and forth between the two. For them, they found that it helped them to remember which type of energy they were calling on during their meditation. As always though, see what works for you.

9. DOING HEALING WORK FOR OTHERS:

Up until now, we have learnt the Celestine Reiki hands-on healing practices for others and with the Celestine White Light Emperor level, this has now been condensed into a timeframe of around 10 minutes. Some of you will also be working with other modes of healing so these energies will no doubt have been a lovely addition to your healing practice.

There will also be some of you who are not so interested to do the actual hands-on healing work for others, but are perhaps more interested in the *self-healing* practices of the Celestine Series and that's great. The true beauty of the Celestine Series is that it allows us to do self-healing and healing for others at the same time. By very definition, our self-healing practice is the healing for others practice!

And this is how we wish to leave it; to date there have been no specific teachings come through in either Prophestine Reiki or the Ecliptine Light levels which specifically address the area of healing others through hands-on healing. What *has* come through are many techniques for helping us to do the self-healing practices which also create a healing vibration for the benefit of all.

Due to the healing nature of the energies being worked with, there will invariably be those who wish to work with these frequencies in their healing sessions to benefit others. So, after working with the Celestine White Light Emperor energies for the 10 or so minutes you may then simply call on the Prophestine Reiki energies and continue with your hands-on healing through the Crown Chakra.

The energies called on will flow to where they are needed and this very basic technique can now be applied right through the Prophestine Reiki teachings into the Ecliptine light levels. By simply surrendering to the energies, you allow yourself to merge with them and as you do this with the intention of healing others, so it will be.

You will notice here that what is essentially happening is that you are doing your self-healing practice whilst shining for all, with an added intention to benefit your recipient. It is still important to shine for all in your healing session as the recipient will get more healing when *your* intention is stronger i.e. more vast.

As you progress further still, you can start to feel or imagine that the healing energies are shining outward from the body of your recipient. As you do so, your intention is helping to clear away energetic impurities from within the recipient. This may take some time and practice.

If you are already working with Usui Reiki or another type of energy based healing, perhaps you may also wish to mix these healing techniques with other alternative therapies such as massage or reflexology.



**THE CELESTINE SERIES:
CREATING A HEALING
VIBRATION FOR THE BENEFIT
OF ALL**

THE UNIFIED PATHWAY TO LIGHT

VOLUME 1 - THE CELESTINE SERIES

Whatever the case may be, these energies are very flexible and easy to work with, remembering that they will respond to you through your intention to use them in your healing session. This allows you to follow your own intuition and to create your own magical healing formula so you can leave people feeling refreshed and invigorated from their healing session.

All healing energies are totally complementary and you never need worry about giving too much or doing any damage with too many frequencies, as all is being monitored through divine guidance. So give with love and simply enjoy the blissfulness and healing results that follow!

Lastly, we wish to reiterate the idea of surrender and love as cornerstones to any healing practice that you do. May your love and healing light shine brightly and benefit all beings.



**SURRENDER & LOVE:
CORNERSTONES OF ALL HEALING PRACTICES**

10. FINAL COMMENTS:

So this brings us to the finale of our first level of Prophestine Reiki. We hope you have enjoyed reading these pages as much as we've enjoyed putting them together. The energies of Blue Lake Reiki are indeed deeply satisfying to work with in meditation, and it is with love and light that we humbly and sincerely wish you all the best with this beautiful practice.

The next level, Black Knight Reiki can be taken from four days after the Blue Lake Reiki attunement and the energies at this level will certainly help you to better channel out your energy even further. Please note that there is no timeframe that you need to complete the Level Two attunement within, so go with how you feel, (anytime after 4 days.) We look forward to hearing from you!

With our hearts, we warmly thank you for taking this step onto the Prophestine Reiki path. We truly hope that you continue on this path towards the new light and whilst it can be difficult at times dealing with all of the healing issues that you are working through, the rewards at the end of the tunnel are definitely worth the effort.

To transform ourselves energetically can sometimes be a very difficult task and as we continue to move through these levels, our vibration is certainly starting to raise quite quickly so we again congratulate you on your healing work so far.

Lastly, our intentions here are to benefit all and these teachings should be made available to all who seek them without any type of financial constraints being a factor. We offer these teachings freely and with love and humility for all to benefit from.



May all beings be happy and free from suffering!

With Divine Prophestine Light,

EMPRESS MAJELDA-LAI, LOVE INSPIRATION & MAITRI FOUNDATION



Love Inspiration

Learn • Heal • Awaken

The Unified Pathway To Light

CHAPTER ONE: THE CELESTINE SERIES

PHASE TWO: PROPHESTINE REIKI

LEVEL TWO: BLACK KNIGHT REIKI

WELCOME TO PROPHESTINE LEVEL TWO:- BLACK KNIGHT REIKI:

It is with much love and warmth that we again welcome you to yet another step in your Celestine Series journey. There has been much learning and growth on this healing pathway so far and it is with these Black Knight Reiki energies that we continue the growth and expansion process outward for the benefit of all.

The energies that we are introducing in this level allow us to feel a further expansiveness or vastness, as we move forward to an even closer view of The New Consciousness. Our love light is also fuelled by the Black Knight energies as they help us to better shine outward as well as helping us to become a more effective healing channel for all to benefit from.

The gifts that we receive via the Black Knight attunement are helpful both during our practice and in times where we are not specifically working with any meditative or self-healing practices. They help us to better receive love and light inwardly and also help us to shine love and light outward. In this way, our energies are fortified and strengthened closer towards love and light.

May you truly enjoy these new energies and may they bring you to a vibration of inner peace and calm as you shine your love and healing light further outward into the inter-connected universe.



**SHINE YOUR
Love-Light FOR ALL**

THE UNIFIED PATHWAY TO LIGHT
VOLUME 1 - THE CELESTINE SERIES

CONTENTS:

Content	Page
Welcome To Prophestine Level Two - Black Knight Reiki	120
1. Introducing Black Knight Reiki:	121
2. Receiving The Attunement For Black Knight Reiki:	123
3. Instructions For Receiving Your Black Knight Reiki Attunement:	124
4. The Self-Healing Practices For Black Knight Reiki:	126
5. Doing The Self-Healing Practice:	126
6. Some Additional Information For A Well-Intentioned Practice:	129
7. Final Comments:	131

1. INTRODUCING BLACK KNIGHT REIKI:

This level of Prophestine Reiki came to us via a knight by the name of “Chancellor” in shining armour, on a black horse. His face was shielded with armour and underneath, he shone pure white light. There was no “physical body” here to be seen. The horse was very large, similar to that of a Clydesdale, with a silver mane, hair over its hooves and a long tail.

When the Black Knight Reiki energy is activated via the attunement, millions of tiny silver stars are sent to us from the knight, firstly going in through the Crown Chakra and aligning down the central channel. Then, even more stars cover the whole outside of our body, almost like another layer of skin..... or perhaps more like an armour.

The overall purpose of these silver stars is to:

‘help the flow of well-intentioned energy’

The stars act like tiny amplifiers; amplifying the beautiful divine love energies from within. This then makes it easier for us to radiate the love and purity outward into the universe for the benefit of all. These stars, which now form our energetic coat of armour, also help to increase the ability for loving, pure and divine healing energies to flow from outside into us.

You could think of the stars as millions of tiny valves or flood gates, helping the energy to better flow in and out of our body.



THE UNIFIED PATHWAY TO LIGHT

VOLUME 1 - THE CELESTINE SERIES

For example, if we were to call on any kind of healing frequency through our practice, whether it be the Celestine energies, Blue Lake energies or the energies from any type of symbol based healing; these energies are now better able to be absorbed more quickly into our consciousness through this layer of tiny valves that we have acquired here.

In addition to this, our 'star armour' also helps to deter any negative energies trying to enter our energy field. By radiating the silver star light outward it almost acts like a negative energy repellent and pushes these unwanted energies away or dissolves them as appropriate.

In simple terms, the new armour gained from the attunement helps in the *transfer of energies*, both inwardly flowing and outwardly flowing.

The stars can also be thought of as having their own intelligence; so that when there is negativity coming our way, they help to repel it, absorb it or deal with it more effectively. And when we wish to shine outward for all through meditation, they help to create tiny little openings in our shell so that the energy can flow outward more easily and with more intensity.

Where there is loving, positive energy coming to us, the star armour will help us by opening our energy so that we are better able to receive these helpful energies. After all, the more positive and helpful energies we receive, the more brilliant our light becomes for the benefit of all.

So, we can see that our new star armour really does play an important role for us on a day to day basis and it is with deep gratitude that we say thank you, with love, to *Chancellor* for these precious gifts. Your new star armour will be always with you and always working for you, with love in every moment.

Lastly, the beautiful stars will also help to act like small magnets which help in drawing out energetic impurities from within our energy field. They also create strength, resilience, fortification, radiance and illumination. As we were told:



“Go forth with strength, vigour and illumination”

2. RECEIVING THE ATTUNEMENT FOR BLACK KNIGHT REIKI:

The attunement process for the Black Knight Reiki follows the same format as the Blue Lake Reiki except that it will only take around 8-12 minutes for the energies to be completed. **It is best if you can sit or lie down undisturbed for around 15 minutes depending on how you feel.**

Please also ensure that you are well grounded before receiving this attunement as the installation of the stars may make some people feel a little 'floaty'. We will describe a good basic grounding practice in *Section 3: Instructions for Receiving Your Black Knight Attunement*.

IMPORTANT REMINDER: When you activated the energies for this ebook (on Page III), this has activated all of the energies and attunements for the entire ebook. Therefore, you can simply follow along with the below instructions to receive your Black Knight attunement with love!

And again, as a general reminder for taking attunements (from previous levels), please remember that in the days following the attunement, you may feel some different sensations as some of the old, unwanted energies clear away, shift or move. If you are clearing away lots of old energies i.e. there is deep healing being done, then your body will need to work to clear these so as a result you may feel sluggish or tired. Others may feel some slight cold or flu symptoms as the energies clear. You can sometimes even get a few extra trips to the toilet if the energies are clearing in your lower chakras.

There may also be some emotional clearing happening from the attunement and / or your healing practices so just be mindful of this if you are experiencing any anger, sadness or other types of emotional unrest. For more information, please see the FAQ pages on the [Healing Crisis](#).



3. INSTRUCTIONS FOR RECEIVING YOUR BLACK KNIGHT REIKI ATTUNEMENT:

To ensure that the attunement process works successfully we ask that you please follow the instructions below and most importantly relax, open up and receive these gifts with love and gratitude. There are a few small additions here to note so please be sure that you read through this section before taking your attunement.

■ 1. Preparation:

Sit or lie down, whichever is more comfortable for you, ensuring that you will not be disturbed for at least 20 - 25 minutes. Perhaps you might wish to play some soft [healing or relaxing music](#), light some candles or burn some incense to create a nice ambience.

■ 2. Grounding:

As we have said, these new energies can sometimes make us feel a little 'floaty' so before we start the attunement, it is best that we make sure that we are grounded. When you are comfortable, with eyes closed, please imagine that at the bottom of your feet are thick, strong roots, much like a tree.

The roots are growing deep down into the earth further further further Deeper and deeper down into the earth, helping you to be firmly grounded. Feel the strength that these roots bring to your body, feel the connection to the earth and draw up this beautiful grounded, energy into you. If you wish, you may like to imagine something at the centre of the earth that your roots are tapping into - such as a white light, large crystal or ball of amazing energy. The energy from this can also be drawn up into your body; like you are "recharging" your battery.

This process should take a few minutes and as you feel firmly grounded, you are ready to invoke your attunement.



Grounding Exercise:
Visualising Our "Tree Roots" Going Into
The Centre Of The Earth

■ 3. Invoke the Black Knight Reiki attunement:

Invoke the Black Knight Reiki attunement by placing the hands together, fingertips touching in prayer position whilst saying the following:



**"With love and gratitude I open up to receiving the
attunement for Black Knight Reiki in order to benefit all beings.**

Thankyou, thankyou, thankyou."

THE UNIFIED PATHWAY TO LIGHT

VOLUME 1 - THE CELESTINE SERIES

Remember that the word love is also divinely important in requesting the Prophestine Reiki energy (whether in receiving the attunement or doing any healing work) – the stronger the feeling of **love** that you ask with, the stronger the energy that flows. Also, you will now note that we now include 'for the benefit of all' in our invocation as this now truly is our way forward in Prophestine Reiki. You may also wish to work with some adjectives to help strengthen your invocation in whatever way you wish.

As in the previous levels, you don't need to leave your hands in prayer position for the entire time; please feel free to rest your hands either by your side, over your Heart Chakra or as you feel most comfortable.

So now your attunement will commence and will take around 8-12 minutes to finish so it is best to sit or lie down for around 15 minutes depending on how you feel. You may wish to wait until you feel the energy drop off a little as a sign that the attunement is finished, or perhaps take some time for yourself at the end of the attunement, just relaxing in the energy.

During the Black Knight attunement, it is important that we allow ourselves to really open up. There can be some very slight resistance from the body to having the stars "installed" and because of this, we suggest repeating the below mantra so that you can be more open and receptive to the energies that you are being attuned to.



**"I am open and willing to change
for the benefit of all"**

■ 4. Closing the Black Knight Reiki attunement:

As in any healing session, it is best if we now take some time to be grateful for what we have received:



**"I am most grateful for being able to receive such divine blessings with this attunement, may I now be given the opportunity to practice with these wonderful gifts and may all beings benefit from this practice.
Thankyou, Thankyou, Thankyou"**

4. THE SELF-HEALING PRACTICES FOR BLACK KNIGHT REIKI:

The self-healing practices within Prophestine Reiki can either be practiced one after another or independent of each other. Each level within Prophestine Reiki is a standalone set of energetic frequencies designed for a specific purpose. As such, we are simply able to do our Black Knight Reiki practice by itself for 8-12 minutes if we wish to. Alternatively, we can start by calling on the Blue Lake Reiki energies for 18 minutes and then move onward to the Black Knight practice. We may also wish to start our meditation with the Celestine White Light Emperor sequence as a prequel to any Prophestine Reiki energies.

This now becomes a totally personal choice for you. There may be times when you are under some time pressure so you may just wish to call on just the Black Knight Reiki energies and finish in under 15 minutes. At other times, you might wish to practice for a little longer, say half an hour, in which case you may wish to call on Blue Lake Reiki and Black Knight Reiki one after another.



These decisions will often depend on how we are feeling at any given time. Sometimes, you may need added strength or vitality whereas other times, you may feel like your emotions could do with a good clean out. If you are practicing with other forms of energy based healing, you may wish to start with these practices and then move into your Celestine or Prophestine practices.

As we start to move onward through these levels we gain an added flexibility to our practice as we have more choice over which energies we are choosing to work with.

Please keep in mind here that if you are moving through the levels rather quickly, it is normally a good idea to work with the newest set of energies each time so that you may grow with each new level of learning.

5. DOING THE SELF-HEALING PRACTICE:

As we can see, our self-healing practices are very similar to those that we have learned so far, just with a few minor tweaks! May this information help your practice to be truly blissful!

■ 1. Preparation:

Having become comfortable, either sitting or lying down with eyes closed, we suggest that you now briefly ground yourself for working with these energies. The tree roots technique we outlined during the attunement instructions is a very quick and easy way of becoming well-grounded for our practice.

We just imagine that these roots are growing from our feet, moving downward and downward into mother Earth. As we do this, we can perhaps feel our energies being more grounded for our practice and if we wish to we can imagine that they are like very thick strong tree roots.



(Alternatively, before your practice, you may wish to go for a walk around the garden, perhaps barefoot, to help connect with Mother Earth. You can also perform the tree-roots exercise whilst doing this too).

This process shouldn't take longer than a few minutes but more than likely you will know when you are ready to move on to working with the energies.

■ 2. Invoking the energies of Black Knight Reiki:

Now we are ready to invoke the Black Knight energies by saying something like:



"With all my love and gratitude, I invoke the divine energies of Black Knight Reiki. May I shine even further so I can benefit all beings throughout the entire universe.

Thankyou, thankyou, thankyou"

As we invoke the energies of the Black Knight Reiki, the silver stars begin to shine and twinkle as they are now activated.

As you continue with your practice, you may wish to add some visualisations here to add to the expansiveness of your practice. Perhaps you wish to imagine that you are floating in space and all

around you are the stars and galaxies of our universe. These stars are both far away and close to you at the same time, and as you feel the energies expanding from your practice you are able to stretch and expand and become one with the stars more and more.

This type of space / universe visualisation can be really helpful for our energetic expansion because it allows our creative mind to be used in a really good expansive way. It is helping us to start to introduce the idea that we *are* all of this....All of this really does exist within us and with the deepening aspect of the energy, this can be a really nice way to practice.



In addition to this visualisation and as we open ourselves up to receive the Black Knight energies, we may wish to say the same mantra as our Blue Lake Reiki practice:

**“I AM OPEN AND WILLING TO CHANGE
FOR THE BENEFIT OF ALL BEINGS”**

Perhaps in combination with something like:

“MAY BLACK KNIGHT REIKI SHINE FOR US ALL”

Or maybe your own great affirmation that helps you to create a good, strong healing intention with love and to benefit all. Whatever type of intentional vibration you choose to work with, the energies of Black knight Reiki will help you to channel these intentions outward into the universe more effectively.



■ 3. Closing our meditative practice:

You may say something like:



**“It is with love and gratitude that I say thank you for
all the divine energies that have been sent and
strengthened by Black Knight Reiki. May this help
to benefit all beings so that they can be happy
and filled with the energies of love and light.**

Thankyou, Thankyou, Thankyou.”

6. SOME ADDITIONAL INFORMATION FOR A WELL-INTENTIONED PRACTICE:

In this new level of Prophestine Reiki we are speaking a lot about *well intentioned energy*. The Black Knight energies are now giving us a stronger ability to channel these well intentioned energies outward, so perhaps it is a good idea to have a quick look at some of the ways that we can start to strengthen or further develop some *well intentioned* thought forms within ourselves.

There is no doubt that that *all of us* hold onto thoughts which are not altruistic. Also, it is often said that these types of altruistic thoughts are in fact some of the most difficult to cultivate. Whilst they may be the hardest thoughts to cultivate, they *certainly* bring us an immeasurable amount of benefit and this is part of the reason why these types of energy based practices are so helpful.

By working with these types of altruistic intentions *whilst* feeling the impact in the energies we receive, it is a truly wonderful way of re-conditioning our minds to believe that these types of intentions are beneficial for us to cultivate.

We know that when we call on the energies with an intention for all, the universe seems to send us more energy in direct proportion to our purity and will to serve. As we feel more energy coming, it is much nicer for us also so it is in our best interests to be altruistic in our intention. So the conditioning of our minds is created.

Through a regular practice, we start to meditatively understand these concepts at a deeper and more profound energetic level and thus over time, this is deeply understood in our conscious and therefore starts to flow into our day to day way of life.



As this starts to happen we can slowly but surely start to see the benefits of doing nice things for each other and as this progresses, we feel this concept again being reinforced. Our new conditioning is reinforced that these altruistic and loving thoughts or intentions help to bring us happiness. So the process continues.

The biggest steps in this process are the ones that we have already taken. By dedicating some time each day or a few days a week to these practices, we are really helping ourselves in the most beautiful way that we can. With time, our altruistic motives are being strengthened through conditioning and through meditative understanding, and we start to move closer and closer to a higher vibration. Closer towards love, light and divine truth.

Again, we really do congratulate you on taking these steps so far. We, of all people understand just how challenging energetic transformation can sometimes be. Often, healing issues being brought to the surface for healing are definitely **not fun** to release!

Ok, so moving back to our discussion of well intentioned thought forms, one of the nicest and easiest way of starting to create these types of loving thoughts is to simply wish that others enjoy happiness.

THE UNIFIED PATHWAY TO LIGHT

VOLUME 1 - THE CELESTINE SERIES

As simple as this idea may be, this intention creates a vibration for us which is filled with love. This is why we have included these types of intentions in our practices to date. To help strengthen this type of intention even more during our self-healing practice, we can imagine that all beings in the universe are shining or radiating outward their infinite light for the benefit of all, thus they are happy. We can reflect on just how nice this would be if every person shone all their divine love and light outward for all to benefit. Thus we create the wish for others to be happy.

This is often depicted as the very definition of love; to wish others happiness is such a beautiful and loving intention. As we walk in this life, this loving intention is truly a precious asset for us to hold dear to our hearts; for it prevents other negative emotions like jealousy, anger or greed getting in the way, and helps us to clear away much darkness from within our energy field.

For those of us who find this difficult in our practice, it may be a good idea to work with the energies as you would normally, then wait until you are at a really good vibration, perhaps near to the end of your practice - then start working with these techniques. You may also wish to say something a little different, something which more easily matches your own vibration. Perhaps:

“May all beings feel what I’m feeling right now”

By working within our own vibrational range, our affirmations are able to hold true for us. This means that you will actually mean what your saying rather than just saying the words without any true feeling of truth behind it. This is most important.

If you are still having some difficulty with wishing others happiness, another good technique can be to reflect on how much we ourselves want to be happy. Very quickly we can realise that this drive is very strong; of course we want to be happy and of course we wish to avoid any kind of suffering.

Now let’s think of everyone in our local area; they all want to be happy just as much as us right? So let’s extend our thinking to our whole city and think of all these people. They all want to be happy as well. As we continue to expand our thinking outward we are more deeply absorbing the idea that truly, all beings wish to be happy just as much as we do.

By reflecting on these types of ideas, it is taught that our mind starts to equalise out in terms of how we see our own happiness as compared to others. Instead of the thinking that we are far more important than others, we can slowly, with time, start to think that actually we all want to be happy - just as much as each other. Thus we start the process of equalisation. Finally, we should mention here that if you are practicing with any of these techniques which we have just described, it is always a good idea to mix these with the mantra which has been prescribed for this level also:

“I am open and willing to change for the benefit of all beings”

This mantra has come from the purity, wisdom and love of higher consciousness and so it should be given much weighting. A good practitioner will often use many different ways to open and expand their mind, listening in to their intuitive guidance system for the answers that will work for them.



**HAPPINESS FOR
THE WHOLE WORLD!**

7. FINAL COMMENTS:

We hope that you have enjoyed these new energies and that these will continue to allow for a great expansion and growth from within. This expansion in your consciousness is a very necessary and important part of laying the energetic foundations for the Unified Pathway To Light journey which lies ahead.

And a big part of this continued expansion, comes through the Prophestine Reiki Master Level as your love and one-ness vibration is again raised significantly in this next beautiful and divine level.

The Master level, White Gold Reiki, is a truly beautiful and utterly divine place of pure love. It is a level that Marty and Gerry are both deeply grateful and humbled to be passing on, as it brings us to the very core of divinity. It allows us to more closely sharpen our focus on the idea that we are all one and as a result, it helps us to emanate and radiate outward an unimaginable love for all beings.

It helps us to understand that pure love and compassion all feed off the notion of oneness and when this is combined with the divine frequencies being introduced in the White Gold Reiki Master level, this is a truly wonderful and rewarding practice!

The Master Level attunement can be taken from 4-10 days after the Level 2 attunement. There is no rush to complete the next attunement so please go at your own pace here. We do again lovingly ask that you do wait for this minimum timeframe to be complete however as this will be helping you to digest and assimilate the new Black Knight energies within as you heal and purify at a deeper layer.

So with this, we wish to say how happy we are that you have come this far with your Celestine Series healing journey and we truly hope to see you once again for the Master Level teachings of Prophestine Reiki!

May all beings reach the perfect and pure view of themselves as divine beings without having to move through any kind of darkness or suffering to get there! And may we all realise our own true divine potential and help others to find their spark of divinity from deep within.

With Divine Prophestine Light,

EMPRESS MAJELDA-LAI,
LOVE INSPIRATION &
MAITRI FOUNDATION





Love Inspiration

Learn • Heal • Awaken

The Unified Pathway To Light

CHAPTER ONE: THE CELESTINE SERIES

PHASE TWO: PROPHESTINE REIKI

MASTER LEVEL: WHITE GOLD REIKI

WELCOME TO THE PROPHESTINE REIKI MASTER LEVEL:

We are very happy to welcome you to this truly magical level of Prophestine Reiki – White Gold Reiki. This level represents yet another very significant step forward into the energies of The New Consciousness and it really is our honour to pass on these teachings to you as we received them from spirit.

From these Master Level practices we gain the opportunity to merge more fully with the one-ness frequency and we again can feel another uplift in our love vibration from the Master Level attunement and practices. From this heightened love vibration, we are then better able to shine outward more intensely for the benefit of all.

This Master Level also introduces another mantra to our practice, and with this mantra comes the ability to merge the idea of one-ness more concretely into our mind-stream. The mantra brings the energies of wisdom and understanding to our practice and helps to purify our intention further, bringing us closer to the truly altruistic intention of benefitting all.



*White Gold Reiki:
Energies Of The Source Itself*

The practice and the energies in White Gold Reiki are of paramount importance for our spiritual evolution and energetic transformation as they are the very energies of the source itself. Our practice gives us the opportunity to merge with these infinitely loving energies so that we too may move closer to these vibrations bringing us closer to The New Consciousness.

THE UNIFIED PATHWAY TO LIGHT
VOLUME 1 - THE CELESTINE SERIES

CONTENTS:

Content	Page
Welcome To The Prophestine Reiki Master Level	132
Contents	133
1. Introducing The Prophestine Master Level - White Gold Reiki	134
2. Receiving The Attunement For White Gold Reiki	136
3. Instructions For Receiving Your White Gold Reiki Attunement	137
4. The Self-Healing Practices For White Gold Reiki	138
5. Introducing The Mantra"We Are All One"	140
6. Final Comments & Next Steps	145



1. INTRODUCING THE PROPHESTINE MASTER LEVEL:- WHITE GOLD REIKI:

This final level in the sequence of Prophestine Reiki is the *piece de resistance* as we build to an understanding of shining for all and oneness. As we were told:

**“YOU NOW CONTAIN THE LIGHT OF ALL
- WE ASK THAT YOU USE THIS WITH LOVE, RESPECT AND HONOUR.”**

As we were about to receive the White Gold Reiki downloads and attunements, Gerry was clairvoyantly visited by an angelic being. The message from this angelic being was that we would soon find our way home. At the time, we were visiting a very holy place in India and as it is not uncommon for Gerry to receive these types of cryptic messages, we didn't think too much of it from a spiritual sense, until a few days later when we received the Prophestine White Gold Reiki attunement.

What we realised after this very special attunement was that we had indeed returned 'home'. Through the attunement, we were given the opportunity to quite literally touch the divine light of the source itself, to have this energy sparked within ourselves.

It is this infinite love and light of one-ness which *is* our home. It is this light that lives within us all and surrounds us at the very same time. It is this light which is omniscient, omnipresent and omnipotent, something which is filled with love and wisdom. This is what we speak of when we talk about the one-ness frequency.

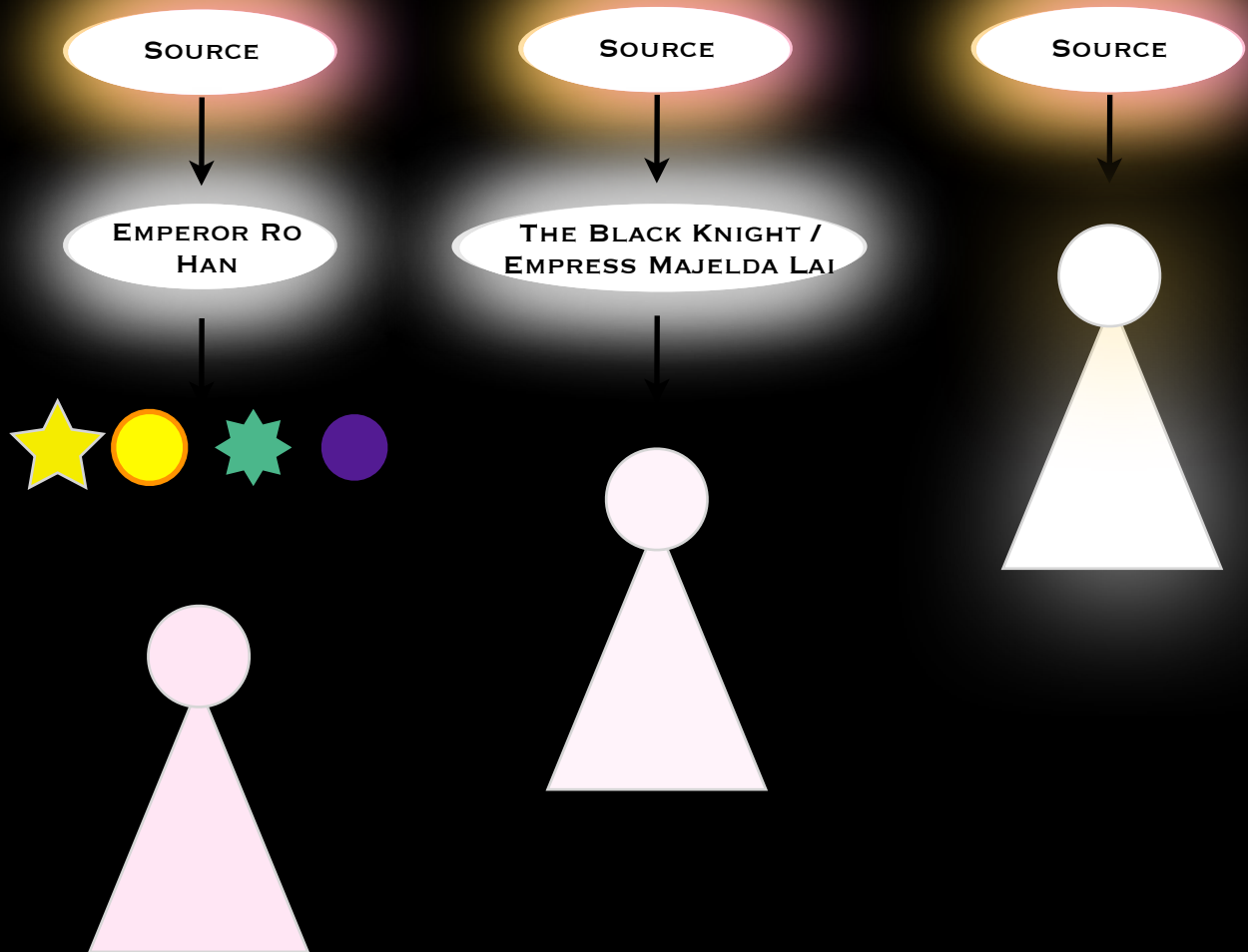
This is exactly what the energies of the Prophestine Reiki Master Level help to bring into our consciousness. They bring our vibration to a much stronger understanding of love and compassion and help our energies expand outwards further still, so that all may benefit.

As we continually merge and melt with these energies with surrender, gratitude and with an altruistic intention we are better able to unlock more and more of our divine potential and move closer to this new consciousness.

We can think of this Master Level as being a divine blessing, one which takes us back to our true home; the source of all there is. In previous levels, these blessings have been received through an intermediary, a great being who helped us to connect with these energies however now, we are able to receive these energies and blessings directly from the source itself. See the diagram below:



THE UNIFIED PATHWAY TO LIGHT
VOLUME 1 - THE CELESTINE SERIES



2. RECEIVING THE ATTUNEMENT FOR WHITE GOLD REIKI:

As we have alluded to in our introduction, the Prophestine Reiki Master Level attunement is a very special attunement indeed. Perhaps the most fitting way to describe this attunement is that it is truly sacred, love filled and divine, and it takes us back to the source of all there is, the infinite understanding of love and light.

As the White Gold Reiki attunement is commencing, a stream of white energy flows from the source into your Third Eye Chakra. Your body then gradually becomes completely engulfed in this pure

light. As this process is happening, you are drawn closer and closer to the source, until you reach a point where your energy and the sources are the same, (oneness). You become one with the source and your whole body now shines the source's light, a brilliant white glowing light around your body with golden light around the head.

You then begin to move away from the source again, continuing back to where you came from – however now you still contain the source's light within you. This can be thought of like a seed, a seed which will become much stronger and more developed with practice. This is why the practical aspects of this course are so important; they allow us to develop and grow further into who we truly are and who we are to become.



THE THIRD EYE CHAKRA

The attunement takes around 8-10 minutes, with the merging being completed quite quickly in the first few minutes. The rest of the time your body is adjusting to the

new energy within you – bringing it into a new equilibrium or status quo.

We recommend that you sit longer than the 10 minutes, perhaps up to even half an hour or until you feel the energy completely integrated. You are being raised to a new vibration through this process so it is often nice to simply let go and enjoy or radiate these energies from within.



IMPORTANT REMINDER: When you activated the energies for this ebook (on Page III), this has activated all of the energies and attunements for the entire ebook. Therefore, you can simply follow along with the below instructions to receive your White Gold attunement with love!



As part of your attunement, we again wish to remind you about the [Healing Crisis](#) here with much love and light whilst noting that these kinds of challenging emotions, physical ailments and old energies being released are a wonderful sign of deep healing, purification and ascension!

3. INSTRUCTIONS FOR RECEIVING YOUR WHITE GOLD REIKI ATTUNEMENT:

To ensure that the attunement process works successfully we ask that you please follow the instructions below and most importantly relax, open up and receive these gifts with love and gratitude.

■ 1. Preparation:

Sit or lie down, whichever is more comfortable for you, ensuring that you will not be disturbed for at least 20 to 30 minutes. Perhaps you wish to play some soft [healing or relaxing music](#), light some candles or burn some incense to create a nice ambience.

■ 2. Grounding:

As we mentioned in the Black Knight attunement, it can be a good idea to make sure that you are grounded prior to receiving the attunement. When you are comfortable, with eyes closed, please imagine that at the bottom of your feet are thick, strong roots, much like a tree.

The roots are growing deep down into the earth further further further Deeper and deeper down into the earth, helping you to be firmly grounded. Feel the strength that these roots bring to your body, feel the connection to the earth and draw up this beautiful grounded, energy into you. If you wish, you may like to imagine something at the centre of the earth that your roots are tapping into - such as a white light, large crystal or ball of amazing energy. The energy from this can also be drawn up into your body; like you are "recharging" your battery.

This process should take a few minutes and as you feel firmly grounded, you are ready to invoke your attunement.


■ 3. Invoke the White Gold Reiki attunement:

Invoke the White Gold Reiki attunement by placing the hands together, fingertips touching in prayer position whilst saying the following:



**"With deepest love, utmost respect and gratefulness I open up
to receiving the attunement for White Gold Light of Prophestine
Reiki in order to shine for all.**

Thankyou, thankyou, thankyou."



So now your attunement will commence and will take around 8-12 minutes to finish so it is best to sit or lie down for AT LEAST 15 minutes depending on how you feel. You may wish to time yourself or simply wait until you feel the energy drop off a little bit as a sign that the attunement is finished.

■ **4. Closing the White Gold Reiki attunement:**

At the end of the 10, 15, 20 or 30 minutes, or as you feel the energies drop off, please offer your sincerest thanks for the attunement and for the love that you have received from the attunement.



"I am most grateful for receiving such divine blessings from this Master Level attunement. May all beings receive such gifts so that they may experience love and light in their lives. May we all be happy. Thankyou, Thankyou, Thankyou"

(As in the previous levels, you don't have to leave your hands in prayer position for the entire time, please feel free to rest your hands either by your side, over your Heart Chakra or as you feel most comfortable.)



4. THE SELF-HEALING PRACTICES FOR WHITE GOLD REIKI:

As in your other self-healing practices to date, the energies of White Gold Reiki are activated through your meditative intent and through your invocation.



"With deepest love, utmost respect and gratefulness, I call upon the white gold light of Prophestine Reiki to shine for all. May we all be as one. Thankyou, thankyou, thankyou"

We leave it up to you to decide whether you wish to work with the entire array of Prophestine Reiki energies or whether you wish to only call on the White Gold Reiki energies. Actually there is no right or wrong way to practice with the Celestine or Prophestine energies.

At times, you may find that you only feel like practicing for ten minutes or so. At other times, you may feel like doing a full hour with the energies. Perhaps you wish to call on the White Gold Reiki energies and at other times you wish to call on all of the Prophestine Reiki energies.

As you develop, you may choose to bring your meditative states of **love and bliss** into your real world environment. For example, if you are waiting to meet a friend somewhere, you would simply invoke or call on the energies of say White Gold Reiki. Perhaps you are catching a taxi somewhere, what a great chance to do some quick practice.

THE UNIFIED PATHWAY TO LIGHT

VOLUME 1 - THE CELESTINE SERIES

The practices that you now work with will simply reflect your own personal preferences. As always, we suggest listening to your own inner guidance for the answers and to always try a few different combinations for yourself to see how it goes. Maybe you wish to mix in the Celestine White Light Emperor practice with the Blue Lake Reiki energies, then introduce the Black Knight Reiki energies and then onto the White Gold Reiki energies. See how it feels.



BRING YOUR MEDITATIVE STATES OF LOVE AND BLISS FURTHER INTO YOUR LIFE

Perhaps at other times, you wish to just work with the Prophestine Reiki energies or just work with these White Gold Reiki energies by themselves. Maybe you feel that you only wish to spend a few minutes on each level as you move through the Prophestine Reiki system.

Whatever works best for you is often the best.

As you start to work with these new White Gold Reiki energies, typically the energy flow will last for around 5-10 minutes in the beginning. With practice, we continue to water the seed of divine light which has now been placed inside us through the attunement. As we do this, the energies become stronger, more intense and more able to flow outward for all to benefit over a larger timeframe.

At the start of your practice, 5-10 minutes is more than sufficient for the energies to integrate into our consciousness for healing, growth and transformation. As you practice, this timeframe will expand as the energies expand from within you, allowing for perhaps a 20 – 30 minute meditation with these energies.

Please note also that you may feel some continued changes in your energy after the attunement and after you call the energy each time to begin with (it may feel like a floaty, woozy feeling). This is simply your body adjusting to the new expanse of infiniteness and it may feel strange or odd at first. Others may feel other types of sensations and it is important to know that these are just the energetic adjustment processes at work.

It can be helpful to ground yourself before your healing session, especially as you are starting out with these new energies. After the energy flow drops off, you may find it helpful to use some of the grounding techniques described previously to help you integrate the new energies a little easier.

May you simply enjoy the blessed, love filled energies and may all beings feel these same states of bliss and inner peace throughout the entire cosmos!

5. INTRODUCING THE MANTRA

“WE ARE ALL ONE”

As we were receiving these teachings, we were also introduced to this wonderfully inspiring and deeply fulfilling mantra which is to be used in conjunction with the divinely guided healing energies of White Gold Reiki.

By reciting this mantra within the White Gold Reiki practice, we are taken to a truly blissful place where we can understand more deeply that we are actually not separate from the entire universal consciousness.

There are many doors being unlocked in the mind through repeating this mantra.

There are also many other doorways which are opened in our sacred heart space as we continue to digest more deeply the idea that we are all one.



You may remember that the Black Knight Reiki Level teachings discussed the idea of well-intentioned energy or thought forms, specifically we spoke of wishing that others find and enjoy happiness or love. It is here in this Master Level and with the use of this mantra, that we can take another step further forward from this.

Let us imagine that we are doing our Prophestine Reiki Master Level self-healing meditation. We have done our invocation and we are now merging with the divinely guided energies of White Gold Reiki whilst repeating this sacred mantra. Perhaps we are also using some sort of expansive visualisation technique such as imagining ourselves shining outward for the whole universe.

As we continue to repeat this sacred mantra, there are a few fairly major things that we may become more aware of from our practice, with time. Firstly, it is the idea that yes, really, the entire universe does truly exist within me! The absolute expansiveness and utter vastness really is accessible to me through surrendering, letting go and opening up with love and gratitude (for the benefit of all).

Whilst the idea of one-ness may seem difficult to process in the beginning, it is through practice, repetition and the help of the divinely guided energies that it starts to become more and more believable and understandable (through our meditations). As we expand outward energetically, it becomes clearer that actually, this is the ultimate level of truth or understanding.

‘One-ness’

THE UNIFIED PATHWAY TO LIGHT

VOLUME 1 - THE CELESTINE SERIES

As we digest this ultimately satisfying idea of one-ness, we can also realise that love and compassion come more freely and more deeply through the understanding of inter-connectedness. How can I shield my love from you if we are the same? How can I not help someone if they are injured; would I not help myself?



As we go about our daily lives, inevitably, this sort of understanding can be difficult to keep in our minds. For in each moment that we see separation, our mind is being conditioned again and again to the idea of being separate; you and I, her and him, this and that etc.

One great technique to help combat this type of continual conditioning is to try and see everything as being an expression of love; to see everything around you as being the infinite creator itself manifesting in a physical form, something which is so utterly mysterious that it truly boggles the mind how it can be so. In short, try to see the love and light in all things.

To constantly keep our mind focused on the idea of one-ness or love is said to be the practice of all practices. It can open up our minds and hearts in ways that we cannot imagine. Having said this, it is also a practice which is exceptionally difficult to master. It can take years or perhaps lifetimes to truly become accomplished.

Working in meditation is far easier. You can create an inner world for yourself without the 'senses' getting in the way. We are able to create exactly what we wish to and manually create inner feelings of peace and love without any external factors grating our emotional states.

When this meditative practice is combined with these higher vibrations of love and divinely guided energies, and with the use of mantras and other contemplation on these deep concepts of truth, we can really start to make some very major changes in our mind-stream and our consciousness for the benefit of ourselves and for the benefit of all.

All of this can be done far more effectively in a meditative environment and this is part of the reason that meditation is so important. We are far more able to firstly become aware of how our mind is working and secondly, to help in the re-correction processes. For example, from angry or hateful states of mind to more positive loving states of mind.



**MEDITATION: CULTIVATING POSITIVE,
LOVING STATES OF MIND**



**“IT IS BETTER TO BE WITHOUT WEALTH,
HONOUR, BODY AND LIVELIHOOD, AND IT IS
BETTER TO LET OTHER VIRTUES DETERIORATE,
RATHER THAN EVER TO LET (THE VIRTUES OF)
THE MIND DECLINE.”** *Shanti Deva*

Ok, so returning now to the use of our mantra and how we may use this in other ways to assist our meditation and healing work. Specifically, let us now explore how this mantra can be used to strengthen our altruistic intention.

We may remember that the universe always sends us the energies that we require “*in direct proportion to our **purity of intent to serve others***” so by reciting this mantra, there is definitely an opportunity here to intensify our desire to help others.

There is one meditative technique which we will share with you here which flows from the ‘*we are all one*’ concept and it is truly a wonderful way to mould our mind towards strengthening our altruistic intention. The technique comes from the teachings of an Indian Buddhist Scholar by the name of Shanti Deva who lived in and around the 8th Century A.D.

This meditative technique is still practiced today in its truest and more complete form by many Buddhist monks around the world. For our purposes we will only be working with a smaller portion of these teachings as we will introduce some of these other techniques in later levels.

The key to this technique lies in the ‘*we are all one*’ mantra.

The technique is very simple. As we recite the sacred mantra ‘*we are all one*’ and merge with the energies of White Gold Reiki, we allow ourselves to feel the states of love and bliss which come from the practice. When in a deep state of feeling peaceful and loving, perhaps towards the end of our practice, we can simply let our mind drift off and start to think along the lines of:



“If we really are all one, then that means that all the people here on earth, all the animals, all the insects, the trees, plants and even the planets (and any other species out in the cosmos) are all one.”
[pause to contemplate / repeat]

“That would mean that I am just one piece of light and there are literally millions, billions, trillions of other pieces of light or consciousness out there in the universe. Compared to all of that ‘out there’ I am just a very small piece of this ginormous divine light.”

[pause to contemplate and to visualise for strengthening understanding]



We can then naturally come to a very logical meditative conclusion that if someone was looking down on this situation, say like an umpire, they could definitely see that on the basis of sheer numbers:

“Others are more important than ourselves”

If we can logically persuade our mind to agree with this, through logical based reasoning & by using the concept of one-ness as the ultimate level of truth, then it is only natural that the mind will be swayed into believing that ok, on some level, you could say that others *are* more important than me.

To continue on from this you can then start to think that actually, any true power that you receive from your meditation actually comes to you because of your desire to help others. Without the 'others' aspect here, you wouldn't be able to receive the high intensity of energy required to be completely enlightened. So, in another way of thinking

“Others are more important than ourselves”

If you can also accept that the planets fall into the 'others' category, being aware or conscious at some level, then you can also include planets in the 'others' category. Planets like earth are responsible for holding many billions of species including us humans, so surely planets could be considered as more important than us.



THE PLANETS: PART OF OUR ONENESS

And as we start to persuade ourselves about these types of things over and over, our intention ultimately becomes more pure as a result from wanting to benefit others. Very naturally, as our minds grasp this important concept, it is natural to want to shine outward for others even more than ourselves. As a result, the intention becomes more pure and we receive a stronger vibration of love and light.

“Others are more important than ourselves”

THE UNIFIED PATHWAY TO LIGHT

VOLUME 1 - THE CELESTINE SERIES

This is the very definition of conditioning. When we over and over again, ignite this altruistic intention, we can feel the effects in a strengthening of energetic frequency (which benefits us as well). We feel the reward from these types of intentions and naturally we wish to cultivate more of these. By working on these concepts through meditation, we can see that this is far easier as we can mould our minds towards a truly altruistic intention.

As we progress, we can even start to apply this into our 'real world' situations (after some months of meditative practice). Say for example we are walking down the street, we see people everywhere around us. We can simply call on the White Gold Reiki energies, recite our 'we are all one' mantra with the following (background) thinking or intention:

*“Please send me the energy so that these people around me can feel happier and more love in their life. There are much more of **them** than just **me** so by sheer numbers, they are more important than me. As one collective unit, may we all be happy and free from suffering.”*

This type of thinking helps us to bring our feelings from meditation into our real world surroundings through the easy use of the mantra to control our often wayward mind. Given that we probably only practice meditation 1-2 hours a day maximum, it seems there is much benefit to bringing some form of practice into our lives for the other 14 or so hours of our waking, non-meditative time.

Please note here that this technique of seeing others as more important than yourself *does not* mean that we should ever think of ourselves in a negative way. *Not at all!* Nor should it be taken to mean that we ourselves are not to be cherished, loved and held in the highest regard. *Not at all!* This is very, very important to note.

This is simply a meditative technique designed to logically and analytically bring an otherwise egoic, self-cherishing mind towards a stronger, more healthy, altruistic intention. It works very well with the 'we are all one' mantra as it is a natural flow-on in thinking and it can be used to bring much love and light to any practice.

There are of course always many angles at which we can think about any topic and this technique chooses to emphasise, or perhaps over-emphasise only one side of the 'others being more important than us' argument. It simply focuses on this so that we are better able to create that all important altruistic motive for our meditation.

Of course, like any technique, this will resonate with some and not for others. Take Marty and Gerry for example, Marty loves to meditate with this very technique. By feeling that others are being more important from a logical left brained approach, he is able to gain more love and light from his practice and develop a far stronger altruistic intention.



**MEDITATION: DIFFERENT TECHNIQUES
WORK FOR DIFFERENT PRACTITIONERS**

THE UNIFIED PATHWAY TO LIGHT

VOLUME 1 - THE CELESTINE SERIES

Gerry on the other hand works more with the altruistic intention of exchanging her happiness for others' suffering. She actually takes suffering from others and gives her happiness in return in a practice called Tong-Len. This is yet another meditation technique which comes from the teachings of Shanti Deva. We will discuss this technique during the Sorcebro Energy Suite teachings when we talk of compassion in some more detail.

Simply put, different techniques work for different types of practitioner. Both of these techniques help to create a wonderful altruistic intention however they do this by using the mind in very different ways.

You are equally welcome to come up with something unique which works for your unique mind. We point out here that the divinely guided energies of Celestine and Prophestine Reiki often help us to come to **our own** realisations about meditation techniques, or other ways to evolve, so we would definitely encourage working with what is best for you! We simply wish to share these teachings with love so that you may gain some additional insight into these practices. We hope that this may be of some small assistance to you on your healing journey.



6. FINAL COMMENTS & NEXT STEPS:

Having now received these beautiful Prophestine Reiki Master Level energies and having now started opening up to the healing practices and this sacred mantra, let us now share some important information about the next steps forwards from here.



To start with, there is now an important 3 month waiting period to be observed from the date of your Prophestine Reiki Master attunement before you can move into the Ecliptine Light energies. And during this time, we recommend that you continue working with the Prophestine Reiki Master Level energies and this sacred mantra so that you can continue to absorb and assimilate these energies and so that you can heal and purify more effectively.

The Prophestine Reiki Master Level energies in particular are of paramount importance (as well as the sacred mantra being introduced here at this level) as these hold an immense amount of love and healing power. With continued practice, these Master Level energies can help you to evolve and expand ever closer towards The New Consciousness vibration.

In addition to this, it is also recommended that you continue working with and sharing the entire suite of Celestine Reiki & Prophestine Reiki energies with yourself and others, as you feel guided to. In essence, this 3 month timeframe can be a wonderful time to consolidate your learning, perhaps re-visit and re-learn old material as you digest these teachings at a deeper level.

Looking forwards then, after your 3 month waiting timeframe has been completed, you will be able to move into the Ecliptine Light energies. This is another very significant step forward on this ascension journey as it helps to bind together all the energetic frequencies from the Celestine and Prophestine Reiki levels received thus far.

At this level, you will also feel a deeper love and surrender as you melt and dissolve into these energies to heal more of your imperfections, impurities and darker energies. As you do this, you are able to release more karmic obstacles from within as you are guided into more love, light & purity.

THE UNIFIED PATHWAY TO LIGHT

VOLUME 1 - THE CELESTINE SERIES

The Ecliptine Light levels are learnt very simply and easy over two levels; Low Ecliptine and High Ecliptine. These teachings only take around two weeks to learn and after completion, you will be able to move into the transformational & uplifting energies of Volume 2 - The Sorcebro Energy Suite.

Again, for those of you who are interested in doing significant amounts of healing and purification and who wish to ascend into The New Consciousness vibration as quickly and as effectively as possible, we invite you to simply continue forwards on this Ascension Pathway as best you can. As we mentioned in the introduction to this ebook, it is our humble and lovingly suggestion that you use The Unified Pathway as your main highway into Higher Consciousness vibrations whilst giving yourself the opportunity at various points to also learn other courses, attunements and healing practices (which can help to complement your Ascension journey forwards).

In this way, the Ascension Pathway becomes your main highway into Higher Consciousness and with this in mind, we warmly invite you to continue moving through these Ascension Pathway ebooks so that you can very quickly move towards states of infinite purity, unconditional love & divinity.

During this 3 month digestion time, we can suggest that the [Master Level Symbols - Maitrijusha & Maitrijusha-Ni](#) teachings would be a wonderful energy to receive here. i.e. prior to commencing into the Ecliptine Light teachings. (These Maitrijusha energies are a prerequisite for Volume 4 - Monimo Light and will also be helping you to enhance and uplift the energies being received during Volume 2 - The Sorcebro Energy Suite).

Therefore, if you feel ready to, you can use this 3 month break to start opening up to and receiving the Master Level Symbols - Maitrijusha & Maitrijusha-Ni teachings. However there will also be an option to receive the Maitrijusha attunements at the end of Ecliptine Light too, so if you don't feel drawn to these teachings right now, this is also ok. Simply follow your own divine intuition and do what feels right for you in any given moment.

Alternatively, for those of you who may wish to explore other forms of energy based healing, you may also wish to use this 3 month digestion period to open up and receive one of our other energy based healing systems. Please note though that it is still very important that you continue to do a regular Celestine / Prophestine Reiki healing practice during this time.

Finally, we wish to thank you for your dedication to your spiritual growth and evolution. We hope that we will see you once again for the Ecliptine Light levels and until then, perhaps we will see you in another one of our healing courses.

*May your light shine brightly
for all!*

With Divine Prophestine Light,

**EMPRESS MAJELDA-LAI,
LOVE INSPIRATION &
MAITRI FOUNDATION**



Welcome to
**The Celestine
Series**



Phase Three:
Ecliptine Light



Love Inspiration

Learn • Heal • Awaken

The Unified Pathway To Light

CHAPTER ONE: THE CELESTINE SERIES

PHASE THREE: ECLIPTINE LIGHT

LEVEL ONE: LOW ECLIPTINE & LEVEL TWO: HIGH ECLIPTINE

WELCOME TO THE FINAL CHAPTER OF THE CELESTINE SERIES!

Having now completed your 3 month digestion period (from the date of your Prophestine Reiki Master attunement), you are now ready to receive the Ecliptine Light. These energies represent the final steps on the Celestine Series journey and we congratulate you on making such wonderful progress on your healing pathway. We also thank you for your continued service to the light!

You have now had time to digest the energies and the teachings within Celestine Reiki and Prophestine Reiki and with your continued practice, you are now ready to receive the loving and consolidating energies of the Ecliptine Light.

There are two levels in Ecliptine Light; Low Ecliptine and High Ecliptine which are presented together. Low Ecliptine is practiced over a seven day period with the energies of High Ecliptine being introduced on day eight of our practice for four more days. In total, these practices will take eleven days to complete fully.

It is important to note that during this level, the energies require us to dedicate some time each day to our practice. This helps to ensure that the Ecliptine energies are able to do the required 'work' within our energy field.

And finally, you will notice here in these Ecliptine teachings that you are not required to receive the attunement as you did in the previous Celestine levels. The energies in the Ecliptine Light are transferred through our Love Inspired blessings and you are therefore able to begin on your Ecliptine Light pathway as you feel ready.

With our love inspired blessings we wish you well on your journey and hope that you enjoy these wonderful Ecliptine Light frequencies!



THE UNIFIED PATHWAY TO LIGHT
VOLUME 1 - THE CELESTINE SERIES

CONTENTS:

Content	Page
Welcome to the final chapter of the Celestine Series!	149
Contents	150
1. Introduction To Low Ecliptine Light	151
2. Low Ecliptine Light	152
3. Introduction To High Ecliptine Light	153
4. A word on Altruism	155
5. Process For High Ecliptine Light	157
6. The final day of both High Ecliptine and The Celestine Series	158
7. Where To From Here?	161
8. The Healing Crisis	163
9. The Thirteen Scrolls Of The New Love Consciousness	164
10. Introducing Ascension Healing Boosters	164
11. Final Comments	165



ECLIPTINE LIGHT

LEVEL ONE: LOW ECLIPTINE

1. INTRODUCTION TO LOW ECLIPTINE LIGHT:

An introductory note from those who brought us Ecliptine Light:



.....

“Welcome to the advanced level of Ecliptine Light. By now you will have come a long way in your Celestine vibrational healing work. This is excellent progress for both yourself; and the shift in energetic consciousness that is here on the earth plane. We thank you for your perseverance and for your help in benefitting all beings to increase their love consciousness.

Ecliptine Light is brought to you by the galactical star-flights, known as Allitrom or Epsilom. It is a combination of the preceding two levels of Celestine and Prophestine Light - and obtains its name from the “eclipse” of these two energies. An energetic eclipse that is.

Using the Ecliptine energy signifies a significant move or change in your energetic frequency. It combines the elements of both Celestine and Prophestine together, in a most unique way. We use the word “circuit board” here as this best describes the energetic placement of the ecliptine energy.

Simply put, the Ecliptine frequency knits or sews together the energies from both Celestine and Prophestine levels, into a “circuit board” or whole new energetic frequency.

This circuit board is then “installed” into your “operating system” over the period of 7 days - (as you are repeating the 15 minute mantra work.)

There are two levels in Ecliptine Light; Low Ecliptine and High Ecliptine:

In Low Ecliptine, it is this “installation” that takes place. Moving and surrendering energies are fortified with a new cosmic energetic frequency that aims to improve radically the energetic flow throughout the energy body. The full 7 days are required to complete the “installation”.

In High Ecliptine Light, the changes are more subtle; as the the new energetic “circuit board” is commissioned and activated.

Again, we thank you for your dedication to this element of healing and transformation. We know only too well how difficult transitional energetic transformation can be; and so we offer you our full support on your journey.

We are eternally grateful for your help in changing the galaxies to benefit from a higher frequency of the love vibration. This is the new shift in consciousness. We wish you well on your journey and will see you again for the High Ecliptine Light.”

Optimom and Eption.

2. LOW ECLIPTINE LIGHT:

As mentioned in the introduction, the Low Ecliptine Light level is the binding together of both Celestine and Prophestine energies. Where the energies were 1-2 dimensional in Celestine and Prophestine, the Ecliptine "circuit board" now brings 4 dimensional energy into the operating system, or energetic body. This a deeper and more robust, fully enveloping energy.

To receive this new "circuit board", you need to have cleaned out enough "space" in your energy body to receive it i.e. healed and cleared enough negative energies. For this reason, the Ecliptine level may take some months to prepare for. The bringers of this energy level recommend it can be taken 3-4 months (12 calendar weeks minimum) after the Prophestine level has been completed.

In order to receive the Low Ecliptine Light level, or 'circuit board', there is no attunement for you to receive as such; you simply need to recite the mantra below for 15 minutes, morning and night for 7 days.



"I open up to, and surrender to, the Ecliptine Light."

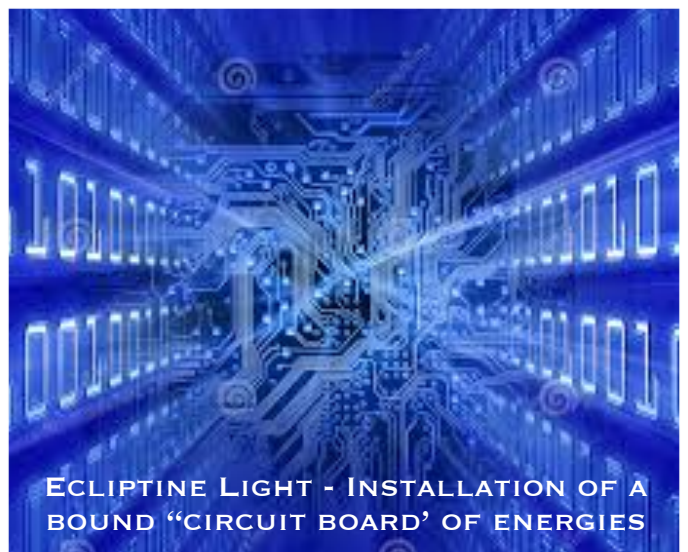
Sitting or lying in a peaceful environment, simply relax your body and mind and begin the mantra. The minimum requirement is 15 minutes morning and night, but the more you are able to repeat the mantra, the more energy you are able to open to - so do it as often as you can (even if it's not the full 15 minutes).



Energetic downloads work by intention and by simply repeating the mantra, you are opening your energy to the beautiful Ecliptine light.

Once the mantra is commenced, the bound "circuit board" of energies then begin the installation process into your Solar Plexus Chakra. In this way it is similar to a computer receiving a new software program.

Just as your computer takes time to "install" this new software, so too does your energy body require the 7 days to fully "download" all the Ecliptine energy "software". The more you open up to the energy, the faster and more complete the download will be.



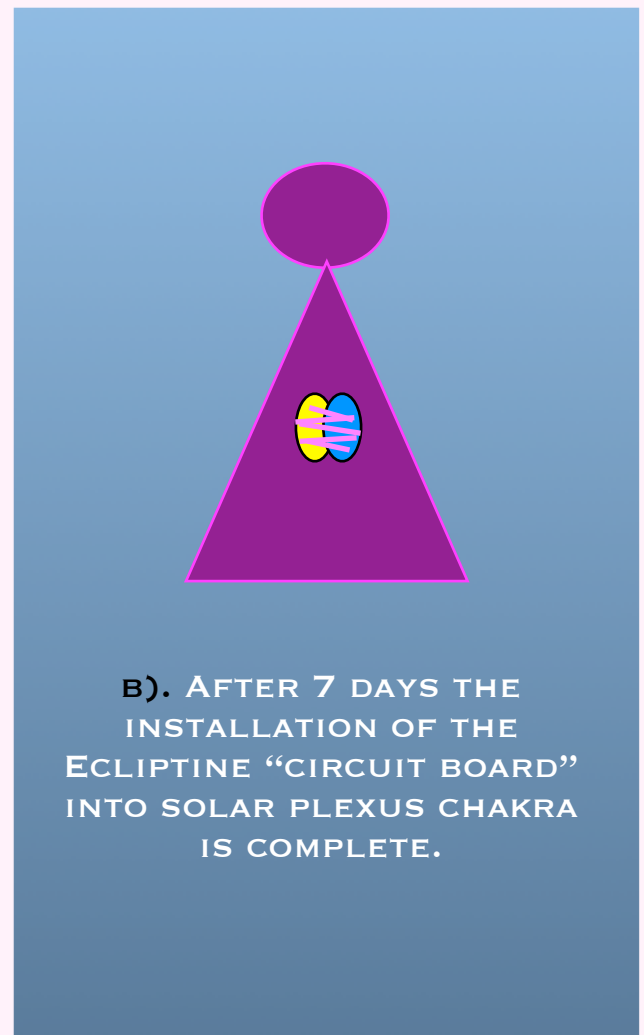
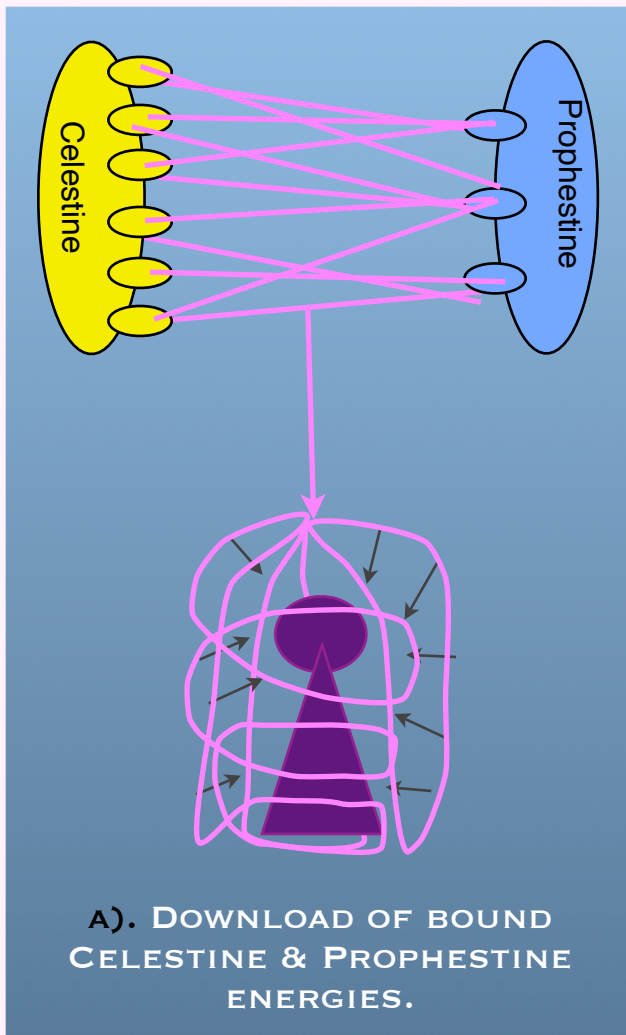
**ECLIPTINE LIGHT - INSTALLATION OF A
BOUND "CIRCUIT BOARD" OF ENERGIES**

THE UNIFIED PATHWAY TO LIGHT

VOLUME 1 - THE CELESTINE SERIES

The diagrams below depict the download of the bound Celestine & Prophestine energies, followed by the final process of the circuit board installation.

LOW ECLIPTINE LIGHT DOWNLOAD AND INSTALLATION



Note that during this 7 days your energy body will go through changes and there may therefore be some healing crisis occurrence, (just as in other energetic attunements or upgrades taken).

In this level, the following are noted specifically: despondence, enhanced anxiety, physical aches and pains, anger, loss of libido, frequent urination and/or bowel movements, nausea, helplessness, sadness, emotional release, emotional and physical tenderness, lost or frail companionships, hurts, suffering and old guilts surfacing. You may find that doing your 15 minute practice may help to alleviate any symptoms as the energy moves.

“In this Level of Low Ecliptine, the “circuit board” sits relatively dormant in your Solar Plexus Chakra. High Ecliptine Level will then enhance the capacity and frequency band-width of the energy channel for more powerful healing enterprises.”

Please do not be concerned if some of this sounds a little foreign to you at the moment. As always, it is the opening up and receiving the divinely guided light which is by far the most important aspect of our practice.

We simply provide all the information here exactly as it came through with the intention that it may be of some benefit to hear the words that we heard as we were moving through these levels. In many cases, we feel that it can help with the building of faith in the divine guidance aspect of the practice!



ECLIPTINE LIGHT

LEVEL TWO: HIGH ECLIPTINE

3. INTRODUCTION TO HIGH ECLIPTINE LIGHT:

Congratulations on completing the Low Ecliptine level and welcome to High Ecliptine! Here is the message from the guides about High Ecliptine:



“As you begin your journey of opening up and surrendering more and more, you will find that the light in your life becomes stronger. That is - the ego and darkness it brings becomes weaker. This is a sign of your progress and although it may be subtle, the weakening of the ego benefits all by allowing more love and compassion to radiate.

In this level there is a significant change in the perception of helping others. As the High Ecliptine Light light is activated, it begins its radiation outwards from the Solar Plexus Chakra - radiating the ever-developing love-light from your core. It is through this process that your values in life are redefined; opened - for the benefit of all.

True altruistic nature comes from the love light of your soul; it is the truest and deepest intention that all humans hold - and is necessary for the advancement of the human species. Believe it or not, as the world changes more and more to greed and hunger, pain and suffering, expectations and disappointment, the lesson is in fact to begin the retreat to the silent mind of love and compassion. This is how we benefit all.

THE UNIFIED PATHWAY TO LIGHT
VOLUME 1 - THE CELESTINE SERIES

Following on, you may find that in this level, your compassions are activated more - and your want or drive to help others begins to grow. This can be in the form of small rights, or helping in a small way - to large helps or global incentives. The choice is yours. By activating your own love-light you have the potential to change the reality of the world as we know it. You DO hold this power. Believe in yourself as your journey continues - and open further and further to the true essence of yourself. At the core of that true essence is your own special way to help those around you in order to live a better, more humble life. Start by taking small steps - and don't be afraid to reach out to others; this is your true divine nature whether you are aware of it or not.

During the 3-4 days of practice in the High Ecliptine level, you will experience more energy moving. As the love-light inside you begins to radiate out, it will continue to push out more impurities in order for you to develop further. Do not be afraid of your "dirt"; for everyone has it - and it is your way to connect to others also. Use your impurities to drive your compassion in order to help others. Use your pain to help those in similar pains. Use your light to help rekindle the light in others. Your tasks here on the earth plane are about giving and receiving love and light:

**"DO NOT BE FOOLED BY THE MATERIAL WORLD;
FOR IT IS ONLY A COMPENSATION FOR A LACK OF LOVE"**

With love and light - and worldly blessings, we offer you this level of High Ecliptine Light light in order to help all those beings who are currently suffering in one form or another.



We wish you well on your continued journey - and will be watching the unfoldment of your true altruistic essence. What a joy we have to be a part of this change in consciousness!

Bring forth the love!"

Andomon

4. A WORD ON ALTRUISM:

Altruism: THE PRINCIPLE OR PRACTICE OF UNSELFISH CONCERN FOR, OR DEVOTION TO, THE WELFARE OF OTHERS

Wikipedia on altruism (extract):

“Altruism or selflessness is the principle or practice of concern for the welfare of others. It is a traditional virtue in many cultures and a core aspect of various religious traditions, though the concept of "others" toward whom concern should be directed can vary among cultures and religions. Altruism or selflessness is the opposite of selfishness.

Pure altruism consists of sacrificing something for someone other than the self (e.g. sacrificing time, energy or possessions) with no expectation of any compensation or benefits, either direct, or indirect (e.g., receiving recognition for the act of giving).

Much debate exists as to whether "true" altruism is possible. The theory of psychological egoism suggests that no act of sharing, helping or sacrificing can be described as truly altruistic, as the actor may receive an intrinsic reward in the form of personal gratification.

The validity of this argument depends on whether intrinsic rewards qualify as "benefits."

The term altruism may also refer to an ethical doctrine that claims that individuals are morally obliged to benefit others. Used in this sense, it's usually contrasted to egoism, which is defined as acting to the benefit of one's self.”



This is definitely an interesting point raised here in the wikipedia definition about whether anything can be truly altruistic. We have said again and again in these Celestine levels that to shine for others ultimately benefits ourselves and our own healing, so is there any validity to this notion?

It is here that the understanding of interconnected-ness or one-ness is so important. To understand that at the ultimate level of existence, we are not separate, brings in a whole new layer of understanding to the idea of altruism. How can we not help another if we ourselves are not separate from them?

Altruism is something which brings us benefit no doubt, actually this is something which is one of the most marketable aspects of being altruistic - that we ourselves will gain from it. There is nothing wrong with wanting to be happy ourselves, after all when we are happy, we are better able to benefit and shine outwards for others to benefit also.

Altruism is something which can only ever benefit all. It is something which benefits us and benefits others in the same moment. It is something which makes us feel good and helps to spread these loving feelings outwards to others.

To be altruistic is to be kind, loving, warm, compassionate, humble, patient and is something which is valued by all whom we meet along the way. It is something which seems to attract pleasant things into our life and something which also helps us to move forward energetically to higher levels of existence.

Altruism is one of the cornerstones of any healing or spiritual practice and only ever helps to create feelings of love, compassion and warmth from within one's consciousness. To cultivate these types of mindsets is said to be one of the most treasured practices.



"There is no more virtuous mind than bodhicitta. There is no more powerful mind than bodhicitta, there is no more joyous mind than bodhicitta ... it is the unique and all-encompassing method. Every ordinary and supra-mundane power can be attained through bodhicitta. Thus it is absolutely precious."

His Holiness the 14th Dalai Lama

May all beings understand the true benefits of the altruistic intention so that we may all live in love, light and understanding for the benefit of the collective consciousness.

In a practical, real world sense, the altruistic motive or intention could be represented in many ways. It may be that you start giving away compliments to people randomly, maybe you start giving a helping hand to those who look like they could be in need of some help.

THE UNIFIED PATHWAY TO LIGHT

VOLUME 1 - THE CELESTINE SERIES

It may be that you start giving people energy based healing sessions where they seem interested, just because you can or your altruistic motive may simply take the form of a loving smile to another.

You may start thinking more about how you can give back to the community, how you can give back to our earth or perhaps how you can help another living being in a way that can bring them more happiness.

As we evolve towards this altruistic intention and altruistic actions, we can soon see and feel the benefits that these loving or kind mindsets bring into our life. May all beings realise just how important and precious this concept truly is for their own happiness and well-being!



5. PROCESS FOR HIGH ECLIPTINE LIGHT:

After completing your Low Ecliptine practice for seven days, you are then able to begin High Ecliptine. i.e. If you begin Low Ecliptine on day one, then begin High Ecliptine on day eight.

Day 1	Day 2	Day 3	Day 4	Day 5	Day 6	Day 7	Day 8	Day 9	Day 10	Day 11
Begin Low Ecliptine. Start 15 minute practice (minimum) twice per day	15 minute practice (minimum) twice per day	15 minute practice (minimum) twice per day	15 minute practice (minimum) twice per day	15 minute practice (minimum) twice per day	15 minute practice (minimum) twice per day	15 minute practice (minimum) twice per day 7 Days practice now complete.	Begin High Ecliptine. Start 15 minute practice (minimum) twice per day	15 minute practice (minimum) twice per day	15 minute practice (minimum) twice per day 3 Days of 15 minute practice now complete.	Release, forgiveness & waking up mantras & exercises Celestine Series now complete. FINISH

THE UNIFIED PATHWAY TO LIGHT
VOLUME 1 - THE CELESTINE SERIES

On day eight, simply state the following intention 10 times over:



**"With love and gratefulness I wish to activate my
High Ecliptine Light for the benefit of all."**

Thankyou, thankyou, thankyou"

Then begin your 15 minute practice saying:



"I open up to, and surrender to, the High Ecliptine Light."

Continue your 15 minute practice a minimum of twice daily for 3 days (day 8, day 9 and day 10).

6. THE FINAL DAY OF BOTH HIGH ECLIPTINE AND THE CELESTINE SERIES:

The fourth and final day of High Ecliptine is also the final day of The Celestine Series.
Congratulations on your epic journey to reaching this point! Today is a VERY special day!

It is a very powerful day for release and forgiveness. You have completed much hard work to reach this point - so we strongly encourage you to really work hard on this day, releasing the old and welcoming in the new. It is the closing day, or end of the cycle you might say. A wonderful day to give thanks for what you have received also.



**IT IS A DAY OF RELEASE, FORGIVENESS AND
WAKING UP TO THE NEW LOVE CONSCIOUSNESS**

THE UNIFIED PATHWAY TO LIGHT
VOLUME 1 - THE CELESTINE SERIES

Begin your day by reciting the following; preferably as soon as you wake up in the morning:



I surrender to the new light
I surrender to The New Consciousness
I am the new light
I am The New Consciousness
I walk this pathway for the benefit of all beings,
I forgive as I release the old,
I am free
To be the true light that I am
I am the new light
I am The New Consciousness
I am love

For the benefit of all beings, I open up to bring the light of The New Consciousness to all.

I walk this path with love.
I am The New Consciousness
I am the new light
I walk this path for all
May the new love consciousness shine for all through me.
I am the divine path
I am the divine awakening
For all
I open up to shine my light

And let it radiate
For all
I am the new light
I am The New Consciousness
I am the new LOVE
Thankyou, thankyou, thankyou



Continue to recite this throughout the day, as often as you remember to.

THE UNIFIED PATHWAY TO LIGHT

VOLUME 1 - THE CELESTINE SERIES

In addition to the above, take time for yourself today to release anything you need to, be it old hurts, worries, shame, guilt, physical pain, anger, traumas, grief - anything you want to surrender. And also to forgive yourself for anything too.



You may find it helpful to write down all the things you can think of that you would like to release and forgive yourself for. And then when you are ready - burn the piece of paper, stating:

**"I NOW STEP FULLY INTO MY TRUTH,
INTO MY LIGHT AND INTO THE NEW LOVE
CONSCIOUSNESS"**

We encourage you to really take your time and let go of as much as possible in this process. Energetically speaking, today is a very powerful day to release these things; more powerful than other days; amplified in a way due to the work you have done to reach this point. You have this one day to get maximum benefits - so use it wisely!

Throughout the day, use every minute possible to continually release anything that comes to mind. Use your day like a huge "clean out" or "spring clean", tossing anything unwanted. Scroll through your memory banks and look for things to release! For example, if you find yourself remembering something you did that wasn't very nice at the time - forgive yourself and release it. Then release any of the feelings associated with it (such as anger, sadness, grief etc).

Today, it's as simple as that. There is something about the energy on this day that amplifies the effects of releasing these old energies.....so again, really work it!

Today marks a new beginning. All those intentions that you set today (to release or forgive) form a new benchmark for you.....

.....for a *new you*.

After today, your body will begin to purge out all those intentions you set today. So you are in effect using today to create a "new you". You may also find it helpful to mix the following mantras into your day as you forgive, release and open:

"I AM OPEN AND WILLING TO CHANGE FOR THE BENEFIT OF ALL"

"I SURRENDER AND RELEASE WITH LOVE"

**"MAY THE LIGHT OF THE NEW LOVE CONSCIOUSNESS RADIATE OUT THROUGH ME
IN ORDER TO BENEFIT ALL BEINGS"**

7. WHERE TO FROM HERE?

Embrace...

Embrace.....

Embrace the new love consciousness.

Embrace your light.

Embrace your truth.

And shine for the benefit of all!



Continue on calling High Ecliptine, Celestine and Prophestine energies when you feel like it, adding in any affirmations that come to mind about releasing, opening up and forgiving. This is really a time for opening - and the more you release and forgive, the more you can open. You could try affirmations like:

"I open with love"

"I surrender with love"

"I open up to forgiveness"

"I am one with the universe"


"I surrender and release"

The day after day four of High Ecliptine, there is still a lot of energy moving. Continue using the day four exercises to help. The days following day four will be a purging of the energies that you set intentions for releasing on day four. These were very powerful intentions and so a lot of energy will be moving. Day four of High Ecliptine is therefore not the end - it is a whole new beginning. A whole new beginning of you! Beware of the healing crises that may come!

This is a powerfully TRANSFORMATIONAL time!

The Next Level: Volume 2 - The Sorcebro Energy Suite:

Moving forward, you may wish to continue on with more energy healing work and if this is the case we can certainly recommend Volume 2 - The Sorcebro Energy Suite as the next step. This is the 'sequel' to the Celestine Series and continues The Unified Pathway To Light journey further into the love consciousness. It can be started a minimum of 7 days after completing the High Ecliptine Level.



The Sorcebro Energy Suite uses **symbols** to invoke the healing energies, which is a little different to calling in the energy using an invocation as we have done in the Celestine Series. If you have not worked with energy symbols before then it is no problem, as we have included an introduction to working with symbols in the Level One writings.

To continue on with Volume 2 - The Sorcebro Energy Suite, simply download the ebook from our website and activate (unlock) the energies as per the instructions at the beginning of the book. Although there are no attunements to receive in Volume 2, the energies for the symbols need to be activated for you to receive them!

You may also choose to take a longer break than 7 days here before commencing on the deeper healing path of Sorcebro, or perhaps even look into other teachings that Love Inspiration offers. Or perhaps - just rest for a while knowing that you will be divinely guided to do whatever you need to, when you need to!



The Maitrijusha & Maitrijusha-Ni Master Level Symbols Attunement:

For those of you who have worked with energy symbols before, you may wish to think about taking the [Maitrijusha & Maitrijusha-Ni Master Symbols](#) attunements after the completion of the Celestine Series and before the commencement of the Sorcebro Energy Suite. The Master symbols work well with the symbols brought through in the Sorcebro Energy Suite and can consolidate the healing energies when used together.

If you have not worked with energy symbols before, then it is still possible to take this attunement as you will be using symbols in the Sorcebro Energy Suite anyway. Please note that this is not a requirement before commencing the Sorcebro Energy Suite, however it is a requirement to take the Maitrijusha teachings sometime before commencing The Monimo Light. (You will also have the option of taking Maitrijusha during Volume 3 - The Pilgrimage too, so go with whatever timing feels right for you).



8. THE HEALING CRISIS:

The healing crisis after High Ecliptine level is the most severe that we have seen in our Celestine Series pathway. Of course, this will be different for different people - but due to the fact that we have been setting our intention to benefit all, the healing work is amplified!

For example, after Gerry completed High Ecliptine she experienced the smashing of many dishes in the kitchen and burns also, perhaps a release of anger..... and also a substantial loss of money, helping to release her attachment to it; (*both intentions she had set to release on day four!!*).

The healing process can sometimes be brutal.....



Of particular note in *this* healing crisis are dreams; and waking in the early hours of the morning:

- * Waking up in early hours of the morning at the same time (usually between 2 and 5am) night after night. This is a sure sign that something deeply transformational is happening. Look out for the time on your clock - sometimes it is exactly the same time, to the minute every night. Make a note of the numbers in the time if you wish to, as they may have numerological significance if you want to look further into it. It can last from just one night through to more than a week depending on what sort of transformation you're going through. When you wake up, try not to think "grrrrr I'm awake again". Rather try saying "cool, awake at the same time - must be something happening!"
- * Dreams. Dreams are an incredibly amazing way for us to purge energy, particularly the yucky stuff. Often if we are working on releasing something - either consciously or subconsciously, we can have dreams that follow similar characteristics. For example, one of my intentions after High Ecliptine level was to try to reduce my attachment to chocolate! In my dream the next night, I over-ate way too much chocolate at Christmas - and subsequently I woke up feeling sick! The universe works in wonderful ways and the dream releases are a brilliant way to purge without physically having to go through all the release. In fact, sometimes you may wish to ask for more purging in your sleep - as in many ways it can be easier. If you wish to, keep a dream journal next to your bed where you can record what's happening if you remember a dream. You may find that there are repeating patterns or themes in your dreams or they may be simply be a one-off release. There are many books on dream interpretation you can buy, or even just google what a dream means, but I often find that your overall FEELING in the dream is what best interprets it. Was it fear or happiness you were feeling; did you lose something or find it? And finally, one of the most common dreams is that of death. Death simply means "a new beginning", so don't worry if you see this for yourself or others. It is a transformational time!

[Click here](#) if you haven't already read our website FAQ pages on the healing crisis. It is important to understand that in order to release we often need to go through some not very nice things. As difficult as this is - it is paramount that you are consciously aware that it is just a purging of energy. You may also want to let your family or friends know what's going on so that they can support you (and so they don't make the mistake of judging your behaviour!).

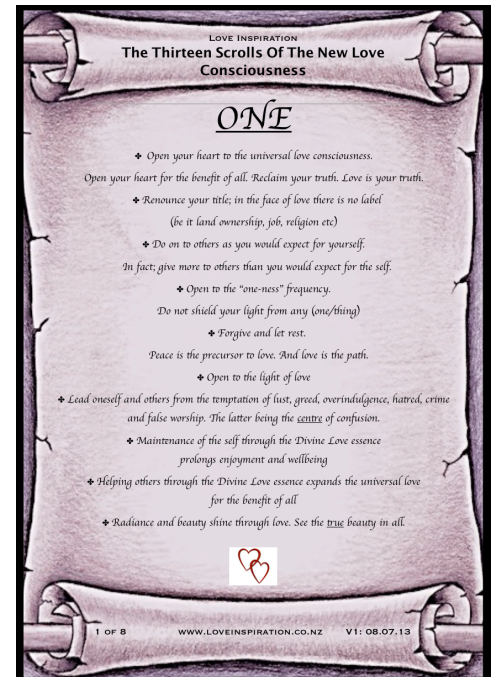
"YOU ARE NOW READY TO WALK FORWARD IN THE NEW LOVE CONSCIOUSNESS. TO HELP YOU ON YOUR PATHWAY, HERE ARE THE 13 SCROLLS OF THE NEW LOVE CONSCIOUSNESS. YOU MAY WISH TO READ THESE DAILY IN ORDER TO HELP YOU FURTHER ON YOUR PATHWAY. WITH BLESSINGS FROM THE NEW LIGHT CONSCIOUSNESS"
AMITRON

9. THE THIRTEEN LOVE SCROLLS OF THE NEW CONSCIOUSNESS:

In addition to the teachings at this level, there is also an [appendix](#) at the end of this ebook called 'The Thirteen Scrolls Of The New Love Consciousness' to use as you complete your Ecliptine Light levels. Downloaded clairvoyantly from Spirit over more than a year in a series of very deeply sacred places, these scrolls act as "guidelines" to helping you further your path into The New Consciousness. They are not rules but rather stepping stones or guidelines to understanding a better 'you' through love.

Reading them daily will help you to be aware of, and change, anything in your life that is a lower vibration than pure love. You may wish to try reading one scroll each day in the morning - to set you up for the day, or perhaps read through a few at a time as you feel guided to do so. This is a lifelong practice so we wish you good luck with your journey. And of course may the force of love be with you!

You will notice that the appendix entitled 'The Thirteen Scrolls Of The New Love Consciousness' only contains the first eight scrolls. The final five scrolls are given upon completion of The Sorcebro Energy Suite in the Volume 2 ebook of The Unified Pathway To Light, as they were too delivered to Marty and Gerry in this manner.



Marty and Gerry have been guided to offer these teachings in this way as it seems to be important that we gain some further vibrational understanding of love prior to reading the final five scrolls. It also seems important that a person is given the opportunity to digest the first eight scrolls described here as the full thirteen scrolls together can be somewhat of an 'information overload' perhaps.

So please enjoy these teachings and may they help you to further incorporate these principles of love into your daily life. It is often through these acts of loving kindness and through positive and loving intentions that we can help sustain and fuel these new vibration of love coming from these attunements healing practices.



10. INTRODUCING ASCENSION HEALING BOOSTERS:

At this point on your Ascension Pathway, having now completed the Celestine Series journey, we would like to introduce [Ascension Healing Boosters](#) (AHBs). Ascension Healing Boosters are a way for you to 'boost' your healing journey by helping to remove your obstacles & karmic debris and also by providing you with opportunities to accelerate your Ascension Pathway journey.

We would like to introduce these energies here, relatively early on in your pathway, so that you can make the most of these divine opportunities being given by Higher Consciousness. If you have not already visited the [Ascension Healing Booster webpage](#), then it is a great idea to do this now.

Ascension Healing Boosters are an optional, payment-required ceremonial boost of energies for which bookings are required, and are available over eight different levels:

- Ascension Healing Booster
- Ascension Healing Booster II
- Ascension Healing Booster III
- Grand Ascension Healing Booster IV
- Grand Ascension Healing Booster V
- Grand Ascension Healing Booster VI
- Grand Ascension Healing Booster VII
- Grand Ascension Healing Booster VIII



The powerful 'boost' of an AHB provides each recipient with a substantial influx of divine healing frequencies so that they can reach an entirely new level of growth, expansion and purity on their divinely unique journey forwards. These energies are 'precisely tailored' to each individual and they work in conjunction with the Love Inspiration Ascension Healing energies:

“Once the AHB has been initiated, the results form a new level of radiance upon which each Ascension Healing (or Di/Tri-Ascension Healing) thereafter is dramatically shifted to an elevated level.”

AHBs can be particularly helpful for those who are experiencing a deep healing crisis or for those who wish to take a "palpable leap" forwards. AHBs are completely optional and are not a compulsory part of the AscensionPathway; they are just an additional extra for those who would like extra help / acceleration on their journey.

If you would like to sign up for an AHB, please visit the [Ascension Healing Booster webpage](#). As places for each event are limited to only 10 recipients, it is a good idea to book in advance. Be sure to check out the table on the webpage as well, as this highlights all the acceleration opportunities that are available once you have received some AHBs. Wonderful!

Overall, the Ascension Healing Boosters are an incredible and beautiful gift from Higher Consciousness and we bow in divine gratitude for these amazing gifts. To see more ways to accelerate your Ascension Pathway journey, please also be sure to visit the [Accelerate Your Pathway](#) webpage. May these accretion opportunities benefit all!

11. FINAL COMMENTS:

Thank you for joining us on this epic Celestine Series journey. We say epic in the sense that there has been a great deal of healing and purification along this road and you are to be deeply congratulated for all the hard work that has been done in these past months.

Although you may or may not feel it in your own energy, we can assure you that there has indeed been much inner transformation on this journey so far. You may have been through physical sickness, emotional issues, mental challenges and perhaps a whole raft of other healing issues so it is here that we again remind you that you have now faced much darkness and as a result of this, you are now able to feel and experience much more light from within.

THE UNIFIED PATHWAY TO LIGHT

VOLUME 1 - THE CELESTINE SERIES

Through these deeply purifying practices, we can assure you that your future self is now lovingly smiling down upon you with much gratitude for all the suffering you have now washed away through these cleansing and loving energies that you have walked through. And of course, you are also being smiled upon, cared for and divinely guided by the beautiful Higher Consciousness energies and entities who have brought through this divine healing pathway!

For those of you who feel like you are needing some time to adjust & recalibrate or for those who just wish to do some internal reflection on what has been learnt, then please do so. Reflect on the pathway to date and see how far you have come! As part of this, you might like to perhaps set some intentions for what you would like the future to bring for you whilst remembering that your newly expanded intentions to benefit all will surely bring much positive and loving energy!

The Thirteen Love Scrolls will surely be a valuable addition to your daily practice and it is here that we would like to encourage you to take the next few weeks to read these on a daily basis and absorb these beautiful energies also into your energy field.

As you feel ready to, you are also warmly invited into the transformational and deeply healing energies of Volume 2 - The Sorcebro Energy Suite. Having completed the Ecliptine Light, you are now energetically ready to move forwards into these profound energies after a waiting period of 7 days from the completion of High Ecliptine.

The Sorcebro Energy Suite will continue to expand the energies of The Celestine Series and will be introducing another wide array of ascension based energies into your consciousness over a period of around 4.5 months. The healing practices been worked with during The Sorcebro Energy Suite are quite different and perhaps more intensive than the Celestine Series however you should know also that after finishing Volume 2, you will be moving into a 3 - 6 month period where there are no self healing practices required at all!

Therefore it is with much love, warmth and a hint of excitement that we welcome you into the next phase of your Ascension Pathway, The Unified Pathway To Light - Volume 2. May these new energies help to bring about much healing on your journey towards infinite love!


For those of you who would like a certificate for completing The Unified Pathway To Light - Volume 1, please click on the link to be taken to our website where you can [download a certificate](#) for this course in PDF format. Simply print it out and fill it in as you wish. And with this, we would like to say another massive congratulations to you for completing The Celestine Series!

May the Celestine Series energies help you to reach a state of energetic bliss and inner peace that brings happiness to all beings!

With Love Inspired Blessings,

**LOVE INSPIRATION &
MAITRI FOUNDATION**





WOULD YOU LIKE TO HELP?

You have received these energies and teachings freely and with love due to the humble and altruistic grace of our donors, sponsors, teachers & translators. If you have enjoyed these energies and would like to help make them continually and freely available for others to heal, grow and awaken from, we lovingly invite you to help in the following ways:

- 💖 [MAKE A DONATION](#)
- 💖 [SPONSOR AN EBOOK](#)
- 💖 [HELP US FUNDRAISE](#)
- 💖 [DONATE A HEALING SESSION](#)
- 💖 [DONATE A REIKI EVENT](#)
- 💖 [SHARE WITH OTHERS](#)
- 💖 [TRANSLATE FOR OTHERS](#)
- 💖 [BECOME A TEACHER](#)
- 💖 [WRITE A TESTIMONIAL](#)
- 💖 [HELP US IMPROVE](#)

Your help enables Love Inspiration to continue offering ebooks and courses freely for the infinite benefit of all.

Blessings & Thankyou,
LOVE INSPIRATION & MAITRI FOUNDATION

Welcome to
**The Celestine
Series**



Appendices



Love Inspiration

Learn • Heal • Awaken

APPENDIX 1
THE THIRTEEN SCROLLS
OF THE NEW LOVE CONSCIOUSNESS (1 - 8)

LOVE INSPIRATION
THE THIRTEEN SCROLLS OF
THE NEW LOVE CONSCIOUSNESS

ONE

- ❖ *Open your heart to the universal love consciousness.*

Open your heart for the benefit of all. Reclaim your truth. Love is your truth.

- ❖ *Renounce your title; in the face of love there is no label
(be it land ownership, job, religion etc)*

- ❖ *Do on to others as you would expect for yourself.
In fact; give more to others than you would expect for the self.*

- ❖ *Open to the "one-ness" frequency.*

Do not shield your light from any (one/thing)

- ❖ *Forgive and let rest.*

Peace is the precursor to love. And love is the path.

- ❖ *Open to the light of love*

- ❖ *Lead oneself and others from the temptation of lust, greed, overindulgence,
hatred, crime and false worship. The latter being the centre of confusion.*

- ❖ *Maintenance of the self through the Divine Love essence
prolongs enjoyment and wellbeing*

- ❖ *Helping others through the Divine Love essence expands the universal love
for the benefit of all*

- ❖ *Radiance and beauty shine through love. See the true beauty in all.*



LOVE INSPIRATION
THE THIRTEEN SCROLLS OF
THE NEW LOVE CONSCIOUSNESS

TWO

- ❖ *Watch others, listen to others and pray with others with your heart open and fulfilled. There is always something to learn from others if your heart is true.*
- ❖ *Foolishness, time-wasting, tom-foolery are not antidotes. Use your time and energy wisely to benefit all.*
- ❖ *Be not lead by those persuasions who speak from their non-centre (ego). This entanglement swerves you from the love-centre path.*
- ❖ *Food, drugs, alcohol and other stimulants or suppressors lead only to the continuation of suffering. Relinquish that which your mind deems 'helpful' and return to the heart.*
- ❖ *Children bring light. Teach them well the true essence of their existence; they walk with love much easier when helped from a young age.*



LOVE INSPIRATION
THE THIRTEEN SCROLLS OF
THE NEW LOVE CONSCIOUSNESS

THREE

❖ *Watch how you speak to others. They deserve your kindness*

❖ *Open your heart to others.*

*Even if you cannot give them what they have asked for,
open your heart to them.*

❖ *Do not be ashamed to tell the truth. Love always prevails.*

❖ *Refrain from unkind actions.*

*This, amongst other things, is wasted energy.
Focus on your true path. (This is not wasted energy).*

❖ *Use resources carefully.*

(They are not as abundant as you may believe)

❖ *Care for the earth. Even the smallest gesture helps.*

❖ *Selfishness leads to unhappiness.*

Share with an open heart.



LOVE INSPIRATION
THE THIRTEEN SCROLLS OF
THE NEW LOVE CONSCIOUSNESS

FOUR

- ❖ *Describe your vision (goal).
Talk about it often and fill it with love.*
- ❖ *Offering love brings many treasures. Try it!*
- ❖ *Anger breeds punishment. Punishment breeds injustice.
Injustice unbalances the equilibrium and continues the pendulum to swing.*
- ❖ *White light heals all. Use it in abundance.*
- ❖ *Refrain from mistaking pity for love.*
- ❖ *Love obscures darkness. Always.*
- ❖ *Do not limit your belief or understanding of love.
It is as powerful as you believe it to be.*



LOVE INSPIRATION
THE THIRTEEN SCROLLS OF
THE NEW LOVE CONSCIOUSNESS

FIVE

❖ *Open your heart to the kindness of others.
To receive is also to shine (for all).*

❖ *Your state of health represents your state of mind.
Keep your thoughts directed on love and watch your illnesses dissolve.*

❖ *Not all is as it seems.
Reduce your judgements and embrace the unknown.*

❖ *Free the mind from self-pity.
This leads only to depletion of one's energetic supplies.*

❖ *New is not always better.
Keep your faith in that which lies within the heart only.*

❖ *Be persistent on your true path. Do not give up or be led astray.*

❖ *Reduce the need to continually invoke past injustices.
They serve their time only when all can let go of them.*

❖ *Peace is not for serving on a platter; live it, breathe it, be it - for the benefit of all.*



LOVE INSPIRATION
THE THIRTEEN SCROLLS OF
THE NEW LOVE CONSCIOUSNESS

SIX

- ❖ *Truth represents itself; there is no need to force it.*
- ❖ *Humility and grace light all pathways. Hold them always.*
- ❖ *Search for your own truth; your own path.*
Refrain from drinking anything other than your own true essence.
- ❖ *Help others. Often.*
- ❖ *Practice your gift(s). Others need them as much as you do.*
- ❖ *Dispel all harsh words in mind and speech.*
Practice giving and sending your pure love essence.
- ❖ *Allow old fires to burn out.*
- ❖ *Do not keep them lit in order to punish yourself or others.*
- ❖ *Refrain from expanding your love and life into something it's not.*
You are exactly who you are meant to be. Embracing this is your gift.
- ❖ *Be bold in life. With love, surrender that which you do not need*
and fully embrace that which you are ready to receive.
- ❖ *The eye does not see love or injustice. The heart experiences it through conditioning.*
Learn to reduce your conditioned perspective - for the benefit of all.



LOVE INSPIRATION
THE THIRTEEN SCROLLS OF
THE NEW LOVE CONSCIOUSNESS

SEVEN

- ❖ *"I am open and willing to change for the benefit of all."*
- ❖ *Reduce wastage; in every sense.*
- ❖ *All that is not complete is not incomplete.
Learn to ascertain the difference.*
- ❖ *Understanding one's own darkness allows the emanation of true compassion.*
- ❖ *Fortification, preservation and defence of the ego is unjust.
It simply seeks to hurt those around you -
and lower the overall vibration of the connected global consciousness.*
- ❖ *Seek all and you will find nothing.
Seek nothing and you will find all.*
- ❖ *Renunciation brings the effervescence of one's true essence to the surface.*
- ❖ *Be at peace with the self for it is the only self one has.*
- ❖ *Do not discard the old; all great new understandings are built on the old.*



EIGHT

❖ *“Do not be fooled by what appears to be outside of reach.
Perception is limiting.*

❖ *Allow the grass to grow.
When it is cut and moulded into a shape it loses its creative gift for the world.*

❖ *The ‘enemy’ is only a perception.
We are all one.*

❖ *Embrace the light, always.
Even if it comes after much darkness; it is your gift to receive.*

❖ *Open and you shall receive (for the benefit of all).*

❖ *Creating an ‘optimum’ is a limitation.
Practice creating the infinite.*

❖ *Free the mind from all limiting beliefs and alter-egos.
These seek to conceal your truth and deceive your pathway.*

❖ *Follow an open expression of pure and true love for all.
We cannot continue without it.*



THE UNIFIED PATHWAY TO LIGHT
VOLUME 1 - THE CELESTINE SERIES

FOR THE BENEFIT OF ALL

May all be absolutely & infinitely happy and free from suffering.