


Pathway to Light

—The Silver Line—

Love Inspiration & Maitri Foundation



VOLUME 2

UNIVERSAL PEACE ATTUNEMENTS

A transformational pathway to
The New Peace Consciousness

The Love Inspiration Ascension Pathway - Phase I - Ebook 2P



Love Inspiration

Learn • Heal • Awaken

FOR THE BENEFIT OF ALL

May all be absolutely & infinitely happy and free from suffering



Copyright © Love Inspiration

The Love Inspiration Ascension Pathway

Phase I : Steps 1 - 7

STEPS	CONSCIOUSNESS LEVEL	EBOOKS		LINK
Phase I				
Step 1 - The Ascension Pathway	Moving towards The New Love Consciousness	Ebooks 1 - 8 <i>(TUPTL = 9 ebooks, PTL = 8 ebooks)</i>	<div>The Unified Pathway To Light<ul style="list-style-type: none">• <i>The Unified Pathway To Light: Volumes 1-4 + Master</i> [Ebooks 1U, 2U, 3U, 4U, 4.1U]• <i>The Unified Pathway To Transcending The Light: Volumes 1-4</i> [Ebooks 5U, 6U, 7U, 8U]</div> <div>Pathway To Light<ul style="list-style-type: none">• <i>Pathway To Light</i> [Ebooks 1P - 8P]</div>	<div>TUPTL</div> <div>PTL</div>
Step 2 - The Ascended Pathway	The New Love Consciousness & The New Truth Consciousness	Ebooks 9 - 18 <i>(10 ebooks)</i>	<ul style="list-style-type: none">• <i>Blue Light: Volumes 1-5</i> [Ebooks 9 - 13]• <i>Ascended Pathway</i> [Ebooks 14 - 18]	Step 2
Step 3 - The Crystal Pathway	The New Crystal Consciousness	Ebooks 19 - 28 <i>(10 ebooks)</i>	<ul style="list-style-type: none">• <i>A Crystal Ascension: Volumes I-X</i>	Step 3
Step 4 - The Diamond Pathway	The New Diamond Consciousness	Ebooks 29 - 36 <i>(8 ebooks)</i>	<ul style="list-style-type: none">• <i>A Diamond Ascension: Volumes 1-8</i>	Step 4
Step 5 - The Emerald Pathway	The New Emerald Consciousness	Ebooks 37 - 41 <i>(5 ebooks)</i>	<ul style="list-style-type: none">• <i>The Emerald Awakening: Suites 1-4</i>	Step 5
Step 6 - The Golden-White Light Pathway	The New Golden Consciousness & The New White Light Consciousness	Ebooks 42 - 49 <i>(8 ebooks)</i>	<ul style="list-style-type: none">• <i>Golden Divinity: Volumes 1-3</i> [Ebooks 42 - 44]• <i>White Light Wisdom: Volumes 4-8</i> [Ebooks 45 - 49]	Step 6
Step 7 - The Grand Ascension Pathway	The Grand New Golden Consciousness	Ebooks 50 - 56 <i>(7 ebooks)</i>	<ul style="list-style-type: none">• <i>The Grand New Golden Journey: Volumes 1&2</i> [Ebooks 50 - 51]• <i>The Grand New Silver Journey: Volumes 3&4</i> [Ebooks 52 & 53]• <i>The Grand New White-Wisdom Journey: Volumes 5-7</i> [Ebooks 54-56]	Step 7
Welcome to Phase II and The Maitri Levels of Consciousness!				

Prerequisites For This Ebook



Welcome!

Please ensure that before you begin this Volume Two - The Silver Line ebook you:

- 1) Have completed Pathway To Light Volume One - The Golden Mile.
- 2) Have allowed yourself the required timeframe of 4 weeks (or 6 weeks as recommended by the Guides) after taking the Bellarium L4 attunement in The Golden Mile.
- 3) Have activated (unlocked) The Silver Line energies and attunements using the activation code & instructions on the next page.

Once you have unlocked the energies, you are ready to begin.

With love, we wish you well on your Silver Line journey!

Helpful Resources For This Ebook

[Sign up for free monthly Ascension Healing \(sent on the 11th of the month\)](#)

[Join the Love Inspiration Community Facebook Group](#)

[Download the Love Inspiration Handbook as an accompaniment to this ebook](#)

[Download the Ascension Pathway Insights ebook as an accompaniment to this ebook](#)

[Visit The Love Inspiration Ascension Pathway FAQ webpages](#)

[Visit our Free Music & Relaxation webpage](#)

[Accelerate Your Ascension Pathway](#)

[Sign up for an Ascension Healing Booster](#)

[Find out how you can help](#)

[Read our Disclaimer](#) and [Copyright Information](#)



A NOTE ON ADHERING TO COURSE TIMEFRAMES & PREREQUISITES:

Higher Consciousness has requested that this note be added here to emphasise the importance of the following:

► Ensuring you have met the required prerequisites before commencing this ebook

FAQ: Is it important to complete the prerequisites for each Ascension Pathway ebook?

► Ensuring you follow the prescribed timeframes in this ebook

FAQ: Do I need to follow the prescribed timeframes given in each Ascension Pathway ebook?

► Ensuring you follow the prescribed resting timeframes in this ebook

FAQ: Is it important to complete the resting days in between the Ascension Pathway practices?

All of the prerequisites, practices and timeframes in this ebook have been divinely created, designed & brought through by Higher Consciousness so that we are able to get the maximum benefit from the energies in order to ascend. We lovingly ask that you please read the above FAQs and refrain from 'speeding through' timeframes, practices or ebooks in less time than has been divinely prescribed. Over the years, Higher Consciousness has shared a number of messages on this topic and with much love, we now wish to share some of these here:

"Each individual on these pathways will find some layers of healing and purification easier than others; this is due to your own karmic circumstances and is not a justified cause to skip timeframes or 'accelerate' yourself due to egoic justifications. Please Dear Ones we say it with love - be kind to yourself and follow the pathways as indicated, as best you can. There is no 'pass' or 'fail' on this journey, but there are circumstances that lead to a more complete journey. Please follow our guidance in the energies and know that you are being watched with great love and abundance."

"Accessing advanced level energies before you are ripe to receive them can cause backward-sliding effects for not only oneself, but for the Love Inspiration Community & collective consciousness as a whole. Your premature acceleration is not recommended, with love, under any circumstances. Please take heed."

"Those who are knowingly not following the Ascension Pathway correctly, not using the specified timeframes or jumping ahead to reach advanced levels or practices, we ask you lovingly to refrain. This is not a request for ourselves, but rather a plea to aid your very own ascension. Let us assure you that misusing the energies in this way will not bring you any advancement and in fact, over time, misuse of the energies will corrode your energetic merit & therefore your ability to stay on the pathway."

Lastly, please know that if you want to speed up your pathway/ascension, then Higher Consciousness has lovingly brought through several *legitimate* optional ways to do this and further information can be found on the [Accelerate Your Ascension Pathway webpage](#).

ACTIVATING (UNLOCKING) THE SILVER LINE ENERGIES:

Before opening up to these beautiful ascension energies, it is very important that you firstly activate or 'unlock' the energies & attunements in this ebook. Once this is completed, you will then be ready to begin!

The activation is a very simple process, done by yourself, using a specially embedded activation code to 'unlock' the energies in this ebook. The four step process is outlined below and should only take you around five minutes or so to complete.

(For more information about the activation codes or the activation process - please visit our [Activation Codes FAQ's](#)).



■ 1) Preparation:

Please sit or lie down, whichever is more comfortable for you, and ensure that you will not be disturbed for at least 5 minutes or so. Perhaps you wish to play some [healing or relaxing music](#), light some candles or burn some incense to create a nice ambience.

■ 2) Invocation:

Invoke the activation ('unlocking') by placing your hands together, fingertips touching in prayer position and saying the following:



**"With infinite grace, I ask humbly and clearly to activate the
energies & attunements of The Silver Line.
With the unique activation code 992717444 may this be so.
May this activation benefit all beings.
Thankyou, thankyou, thankyou."**

■ 3) Receiving:

If you wish to, you can now just sit for a few minutes as the energies are unlocked for you. After this period of time, as you feel ready, you may wish to give thanks. The activation is now complete!

■ 4) Understanding:

Once you have completed your activation, we ask that you now read through - ["Activation Codes and Prescribed Timeframes"](#). This will only take around a minute or so and will help you to receive the maximum benefits from all of these healing energies, attunements and practices. After this, you are now ready to begin opening up and receiving these beautiful ascension energies! May you enjoy these with much love & light and with an intention to benefit all beings.



PATHWAY TO LIGHT - THE SILVER LINE

UNIVERSAL PEACE ATTUNEMENTS

FOREWORD:

It is with much love & peace that we welcome you to this new series of energies, teachings and attunements, known as 'The Silver Line'. These healing energies will help you to move closer towards peace, love and unification on your Ascension Pathway and after all the work that you have done during The Golden Mile, this has now been well deserved!

During the first Pathway To Light ebook, you were guided through many different healing frequencies from a great number of different galaxies and parts of this wonderfully caring universe. Each of these has helped to bring you to a new layer of understanding, love and light in your life, tailored accordingly to your own karma and personal circumstances.

As Marty and Gerry received these Silver Line teachings, the Guides explained that 'The Golden Mile' is a very important milestone, something that only comes as a result of much healing and purification. No doubt you have been presented with many learning opportunities during these past months and perhaps some internal challenges as well! All of these have now helped you to grow, evolve and heal so that you are better able to move into this beautiful and radiant 'New Consciousness'.


And now, we are delighted that you have decided to take the next step forward on your Ascension Pathway and we wish to thank you for your continued perseverance, courage and dedication to this Ascension Pathway!

We hope that your willingness to move forwards is also because you have felt some of the more positive aspects to these beautiful ascension energies as well! Perhaps you are feeling a little more loving, peaceful, kind, open or perhaps you hold more understanding? Maybe you can feel some of the deep love energies starting to blossom from within? Or perhaps there are some new or subtle realisations coming into your life?

Whatever the case may be for you, we wish you to know here that The Silver Line energies will now be helping you to heal and purify at a much deeper level. And of course, it is because of the important foundational work of The Golden Mile that you are now able to continue this ascension journey through these Silver Line teachings.

Following on from your Bellarium teachings, The Silver Line will be working with a number of 'symbols' as a way of introducing these ascension based frequencies into your consciousness. Another similarity that you will surely find here during the Silver Line is that the Universe will very likely continue to present you with many different learning & healing opportunities in the days following each of the different levels of attunements. How wonderful!

In some cases, this healing and additional learnings can be very subtle. Perhaps it is a small sign or a word which seems to jump out at you, maybe you get the sense of a door being closed in your life or a feeling that a new direction is needed somehow?



Whatever the case may be, perhaps you are now starting to see some of these 'universal teachings' more and more as you go about your daily life? Perhaps you are starting to feel and 'see' that there are some things that keep reoccurring in your life? Is there anything that you can learn here or heal here at a deeper level?

These kinds of 'teachings' will very likely continue right through The Silver Line teachings (and beyond) and as part of these energies, you might also be presented with some learning opportunities in the area of 'attachment'. As always, please try to be mindful and aware of your external surroundings and your own inner feelings as you move through each of these layers and attunements.

As we understand it, there is always something that can be learned and healed from almost any situation; especially when there is some type of suffering involved! So again, please try to listen closely to your heart throughout this transformational process for inner guidance.

Armed with a deep & loving state of awareness, may these Silver Line energies help to bring you peace, love, understanding and happiness into your life as you grow and blossom further still into your new peaceful self. May you radiate this vibration of peace and understanding into all aspects of your life and may you touch many with your new peaceful & loving vibration for the benefit of all!

Finally, you will notice here in this ebook that we have tried to share only the most relevant and important information to help you complete your practices and connect to these deeply healing energies. The Guides suggested to us that this ebook be kept simple and compact so you may notice a difference in the writing and teaching aspects here in The Silver Line.

The Guides have already shared much information during The Golden Mile and it is here in The Silver Line that it is the energies, attunements and our own life experiences that are so important in showing us the way forwards. We hope this more condensed ebook helps to inspire you towards completion of these layers within a very short timeframe and thus move towards the light with more brevity.

For now, we hope that you will enjoy these beautiful & deeply healing energies and may they help to bring benefit to all beings throughout all time, space, realms and dimensions! May you enjoy happiness, joy and peace in your life and may you radiate this vibration outward for all to benefit. We thank you for doing this most important & expansive work on yourself and wish you all the best through these next six months of healing work!

Namaste.



PATHWAY TO LIGHT - THE SILVER LINE
UNIVERSAL PEACE ATTUNEMENTS

CONTENTS:

Content	Page
Dedication	I
The Love Inspiration Ascension Pathway - Steps 1-8	II
Prerequisites & Helpful Resources	III
A Note On Adhering To Course Timeframes & Prerequisites	IV
Activating (Unlocking) The Silver Line Energies	V
Foreword	VI
Contents	VIII
An Overview Of This Ascension Pathway	IX
An Outline Of The Silver Line - Levels & Timeframes	XII
Welcome To Layer One Ostion	1
Welcome To Layer Two Perion	31
Welcome To Layer Three Mallion	40
Welcome To Layer Four Seshion	49
Welcome To Layer Five Clepthion	57
Welcome To Layer Six Harmonion	62
Important Courses & Recommendations	70
Advanced Usui & Kundalini Courses (Optional)	71
Ascension Healing Boosters	72
Final Comments	73

GET THE MOST CURRENT VERSION OF THE SILVER LINE EBOOK!

Please note that this ebook is updated as further information comes to light, therefore before you begin, and periodically throughout your attunements if you wish, please [visit our website](http://www.LoveInspiration.org.nz) to check you have the most current version. The version number and date are listed in the bottom right hand corner of each page of the book and only the version on our website will always be the most current.

AN OVERVIEW OF THIS ASCENSION PATHWAY

Having now completed The Golden Mile ebook, you have understood many of the more important fundamental elements of this Ascension Pathway. For example, you will now have experienced two very important ways for receiving and assimilating these ascension based energies into your consciousness: 1). through your intention and 2). by working with symbols.

Also, you will have experienced (many times) the general process of ascension. For example, you have received many new ascension based healing energies through the attunements and after receiving these new energies, you will have very likely experienced some internal impurities or old energies being stirred up from within as they are released. In some cases, you may have felt these as an 'imbalance' as you re-experienced them, and then safely released them from your energy field. Once this process was complete, you may have then felt a new equilibrium being reached within yourself, at this new and higher energetic vibration of love & light.

To learn about this process and to hold an experiential understanding of it is said to help reduce suffering and mental anguish on this pathway and as such, this new understanding will surely be very beneficial to your onward journey!

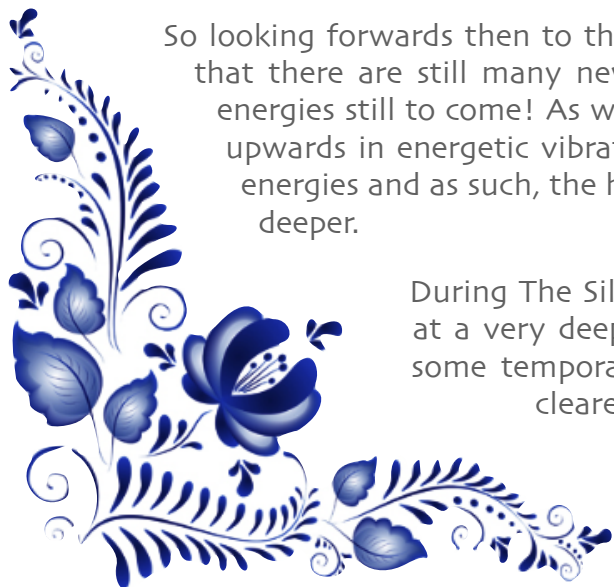


Another important part of the learning being done so far is that you have an understanding of the ascension process more generally i.e. the idea that this earth is currently moving through a very significant energetic shift in its vibration. You understand that this ascension process is all being 'divinely' supervised and by now, we hope that you can feel a small change in yourself as you have started out on this Ascension Pathway journey!

From this, you may have now felt that this ascension process is helping to guide us all into higher energetic states which resonate closer to unconditional love, compassion, wisdom, peace and an understanding of one-ness.

So looking forwards then to the journey that lies ahead, we are delighted to share here that there are still many new realisations and many beautiful Higher Consciousness energies still to come! As we mentioned during The Golden Mile teachings, each step upwards in energetic vibration becomes larger and larger with each new volume of energies and as such, the healing and purification can also seem to move deeper and deeper.

During The Silver Line for example, you will be guided towards healing at a very deep level and as such, you might notice that there may be some temporary emotional imbalances (as the old energies are being cleared), physical ailments (as old energies are being cleared) or difficult life circumstances (as old energies are being cleared). In this way, we do understand that ascending into Higher Consciousness can sometimes be a difficult journey to walk on!



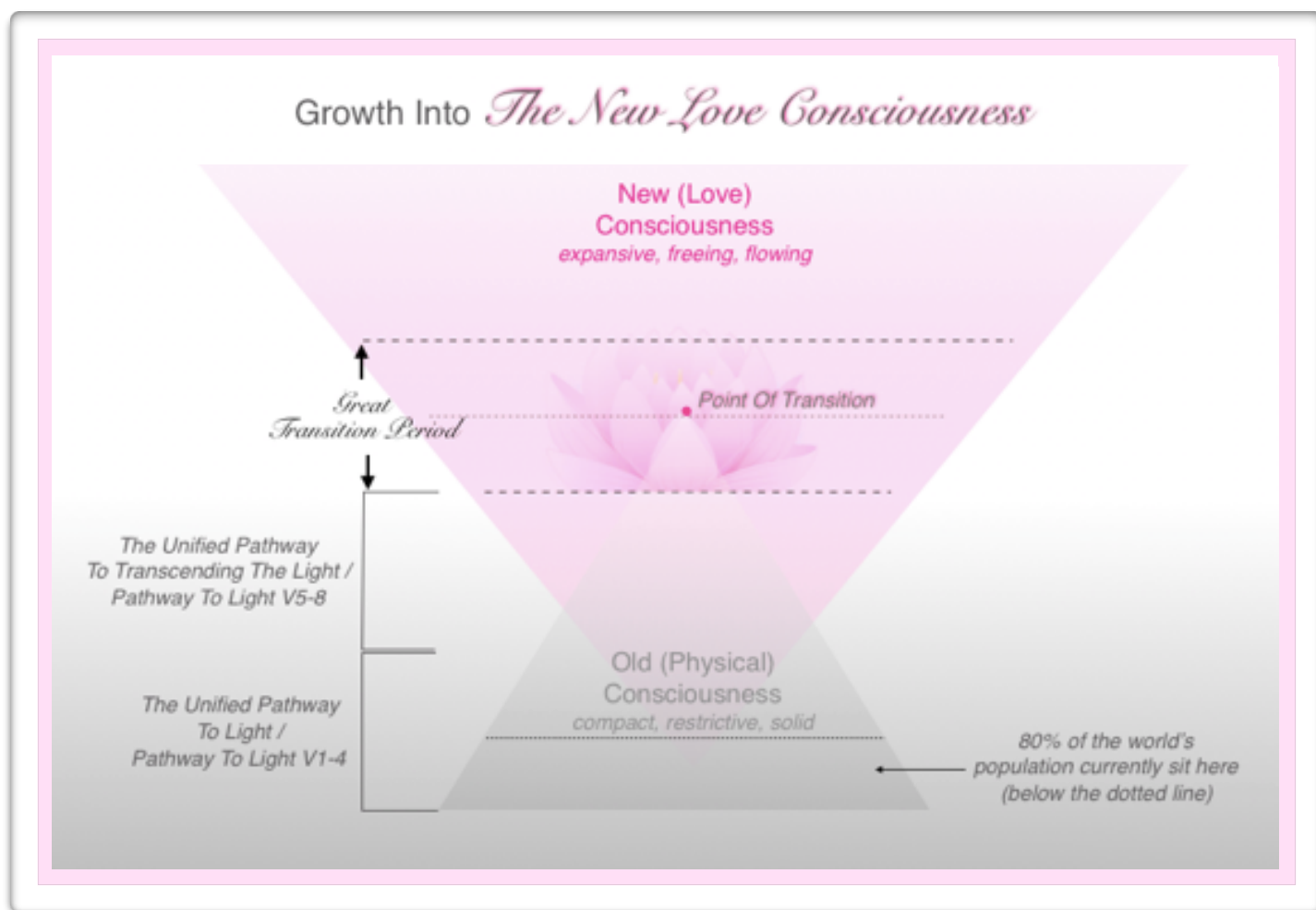
PATHWAY TO LIGHT - THE SILVER LINE

UNIVERSAL PEACE ATTUNEMENTS

During these times of imbalance, we would like you to know that you are always being divinely guided by both the energies themselves and by the Higher Consciousness entities that are overseeing these Ascension Pathways and earthly transformations at this time.



So above all, please remember that you are being showered in love & light in every moment by a wonderful range of benevolent, loving and compassionate beings and that you are being provided with all the necessary energies so that you can continue on your ascension journey in the highest possible way and for the infinite benefit of all!



As part of this short overview section, we wish to again include this wonderful overview diagram so that you can be reminded about how the eight volumes of the Pathway To Light help to provide an etheric bridge which leads you directly in the vibration of The New Consciousness.



We understand that the journey that lies ahead has many steps however like all spiritual practices, it is through the energies and feelings of patience, joyous perseverance, faith and surrender that help us to simply float down this very beautiful & divine river. With much love in our hearts and without a care in the world, we can float ever so gently down this beautiful and divine river as we radiate out the purest states of love, compassion and wisdom for the infinite benefit of all!

PATHWAY TO LIGHT - THE SILVER LINE

UNIVERSAL PEACE ATTUNEMENTS

And with this idea in mind, with a feeling of patience, love and peaceful determination, let us now provide you with the full overview of the Ascension Pathway that lies ahead. From the summary table below, you can see that after finishing The Silver Line, you will be able to move into the beautiful New Blue Moon energies & attunements which will be helping you to feel a sense of personal achievement, contentment and inner peace.

As you complete New Blue Moon, you are then guided into the highly evolved energetic frequencies of the 'Elementals'. And it is here, during these final five volumes of the Pathway To Light, that you will be guided through a wonderful series of highly sophisticated energy upgrades so that your consciousness can become more prepared for the final steps into The New Consciousness vibration (happening through the Ascended Pathway). Enjoy!

Ascension Pathway: Pathway To Light

VOLUME	EBOOK NAME	NATURE OF ENERGIES	COMPLETION TIMEFRAME
Volume 1	The Golden Mile	Universal Love	12 months
Volume 2	The Silver Line	Universal Peace	6 months
Volume 3	New Blue Moon	Universal Truth	9 months
Volume 4	Red Fire Fox	Elemental Fire	5 months
Volume 5	The Emerald Stone	Elemental Earth	10 months
Volume 6	The Blue Canal	Elemental Water	7 months
Volume 7	The Wind Elemental	Elemental Wind	6 months
Volume 8	The Grey Smoke	Elemental Ether	8 months

Total Completion Time for the 'Pathway To Light' Series = approx. 63 months / 6 ¼ years



PATHWAY TO LIGHT - THE SILVER LINE
UNIVERSAL PEACE ATTUNEMENTS

AN OUTLINE OF THE SILVER LINE - LEVELS & TIMEFRAMES:

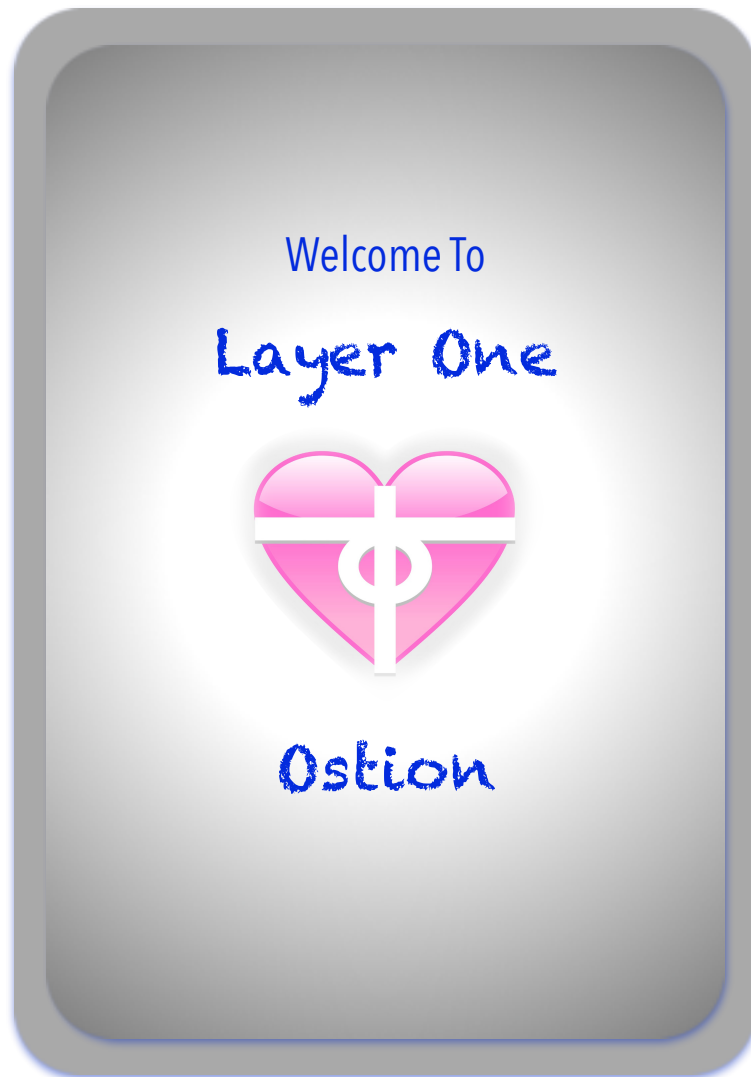
The Silver Line can be received after a minimum of one month from receiving the Bellarium Level 4 attunement, however the Guides have recommended 6 weeks in order to ensure that all energies are “fully adjusted and assimilated”.

Within ‘Pathway To Light - The Silver Line’, there are a total of six layers to move through. Each layer contains four levels of attunements which means that in total, The Silver Line requires us to receive a total of 24 attunements as follows:

The Silver Line			
LAYER	NAME	ATTUNEMENTS	MINIMUM TIMEFRAME TO COMPLETE
One	Ostion	1, 2, 3, 4	28 days / 4 weeks
Two	Perion	1, 2, 3, 4	28 days / 4 weeks
Three	Mallion	1, 2, 3, 4	28 days / 4 weeks
Four	Seshion	1, 2, 3, 4	28 days / 4 weeks
Five	Clepthion	1, 2, 3, 4	28 days / 4 weeks
Six	Harmonion	1, 2, 3, 4	28 days / 4 weeks
<i>3 weeks rest before commencing Vol 3 - New Blue Moon</i>			
Total Completion Time for The Silver Line = 189 days / 27 weeks / approx. 6 months			

As instructed by the Guides, the minimum timeframe per attunement will be 7 days. You may therefore move through these attunements once each week if you wish to - meaning that you will be able to finish The Silver Line is just under 6 months.

Alternatively, you may rest at certain points as you wish. In this case, the Guides have suggested that if you do wish to take a break from the attunements at any stage, that it is best (for the energy adjustment process) to rest for a period of no longer than 3 months. As always, we ask simply that you listen to yourself for your best inner guidance and please always honour your own intuition in this most sacred process of growth and transformation.





Love Inspiration

Learn • Heal • Awaken

UNIVERSAL PEACE ATTUNEMENTS

LAYER ONE - OSTION

ATTUNEMENTS 1 - 4



Welcome to this new layer of healing & growth!



CONTENTS:

Content	Page
1. Introducing The First Layer - Ostion	3
2. Instructions For Receiving Your Attunements	6
- Attunement One	9
- Attunement Two	15
- Attunement Three	20
- Attunement Four	25
3. Additional Insights	29
4. Final Comments	30

1. INTRODUCING THE FIRST LAYER - OSTION:


As with all layers of The Silver Line attunements, this first Ostion layer of healing is received over 4 separate attunements with each attunement being received over a 7 day period. Each attunement requires that you work with four different symbols; one each day for 4 days and then a three day rest period. *(Please remember the importance of completing the resting days. For more information see this [FAQ](#).)*

This general format i.e. 4-day healing practice then 3 days rest will continue for the duration of the Silver Line. We have been sure to set up all of our "Instructions For Receiving Your Attunement" sections so that you can easily follow along day by day.

To help introduce this first layer, let us now hear from our first Guide 'The Hariomm' who brought through the following information for the Ostion Layer:

"This first layer is an in-depth look at the destruction and subsequent side effects of harming, polluting and causing the demise of each other, our animal friends and our earth. There is no 'preaching' at this level - we simply wish you to open your heart more to the understanding of 'peace on earth' for the benefit of all. Now, more than ever this is superceedingly important as the earth and her inhabitants reach an energetic crisis point. Help yourself and others to be the change that is required by offering yourself to the light of the Universal Peace Attunements. With love and deepest peaceful blessings."

~ The Hariomm



“Each attunement is forecast and individually recited to be attuned to your own healing and peaceful reflection within. This means you may meet many others whom are receiving similar information, yet who are walking different pathways. What we mean to say is that each of you will have your own projects and understandings in line with this Universal Peace cause. Find your cause and be a part of it. Some are here with a focus on the welfare of animals, some with a focus on our 'green earth', and some with a focus on the impoverished persons, to name but a few. During these attunements you will be opened to deeper understandings of why you are here - and how you can 'do your bit' to raise the collective peace consciousness. We thank you for your energies to date and advise that you are indeed walking a pathway to transcension by following such teachings.

Alternating week by week you will be receiving energies from a varied source of galactical frequencies. These energies will be sent to you during each "attunement" process, whether it be through the invocation of words, symbols or light. These attunements will continue to remain 'simple' as you say, however the time frames per attunement are slightly increased in many cases as the frequencies are now of even higher vibration.

Do not worry dear ones; **you will be called where you are needed.** There is no need for an emotional / intellectual struggle to determine 'where you should help'. We simply ask you as always to open and surrender - and learn on your pathway. The Pathway To Light teachings are indeed tailored for each and every one of you individually and uniquely. Enjoy the unfoldment of your true desires and passions for the collective benefit of all. Open your arms to the oneness, the love consciousness and now the peace consciousness to enable a better 'tomorrow' for all. We again thank you for your plight.”

~ The Hariomm.

As you may notice from these teachings, we are building upon the foundations of The Golden Mile series as we move towards more peace here on earth. How wonderful!

You will also notice that there is an emphasis being placed on the idea that we are all very different and that we all have very different purposes here on earth. We can perhaps start to understand from this that these energies are simply helping us to unearth, or to more deeply realise what our own individual, divine aspirations are. May they help you to realise what it is that makes you happy so that you may offer and radiate this outwards for the benefit of all!



What makes your heart sing?

So as the Guides have said, *“find your cause and be part of it”*. This is your big responsibility to yourself! And sometimes, it is not as easy as it sounds. To firstly understand what it is you are meant to be doing and then act upon it can be a deeply transformational, empowering and at times a scary thing to do. But the rewards speak for themselves.

Maybe for you this is to connect with painting, art, music or writing. Perhaps you have always felt drawn to horses, gardening, building or other crafty activities? Could it be that you are just meant to shine your happy light out through your interactions with people on a daily basis or perhaps in your cooking or baking skills to share with others?

Whatever you feel your strengths, gifts or your divine purpose for being here are, may you become aware of this and then shine this brightly for all to benefit from! May you inspire others with your gifts so that they too may shine their gifts in the most beautiful way imaginable in what becomes a planetary blossoming in every sense.

The first step in this process always comes from awareness and you are being aided in this process through these attunements, as they have said to us here in this Ostion phase:

“During these attunements you will be opened to deeper understandings of why you are here”



2. INSTRUCTIONS FOR RECEIVING YOUR OSTION ATTUNEMENTS:

As we have already briefly mentioned, the Ostion layer is made up of 4 attunements with each attunement requiring us to work with 4 different symbols over a 7 day period.

This means that on days 1, 2, 3 and 4, we are required to draw these symbols out over different parts of our body so that we can absorb the Silver Line frequencies into our consciousness.


And if this still all sounds quite confusing at the moment, please don't worry - we have set out this section with an easy to follow, day by day description of what you need to do.

We should also point out here that layers 2 - 6 have a significantly easier format for the healing practices than this first layer so we kindly ask that you just bear with this first intensive layer of healing work!

NOTE: Before you begin your attunements, please ensure that you have activated (unlocked) The Silver Line energies & attunements prior to commencing.

The activation / unlocking process is a simple 5 minute process which unlocks the energies and gives you access to them. Once you have unlocked the energies, this means that you have activated ALL the energies & attunements in this whole ebook specifically for you.

You are therefore then ready to
continue your Silver Line journey
by working through this
ebook, at your own pace
and receiving the
energies as you
feel guided.



If you have not yet activated / unlocked The Golden Mile energies & attunements for yourself, you may do this by following the instructions on Page III of this ebook.



PATHWAY TO LIGHT - THE SILVER LINE
UNIVERSAL PEACE ATTUNEMENTS

An overall outline for these Ostion attunements is detailed here:

Layer One - OSTION		
Day	Attunement	Symbols
1	One	Essiocc
2		Simmiocc
3		Ostiocc
4		Master Seal
5		~ Day of rest ~
6		~ Day of rest ~
7		~ Day of rest ~
1	Two	Piocc
2		Pleathiocc
3		Rioccpa
4		Suiocc & Master Seal
5		~ Day of rest ~
6		~ Day of rest ~
7		~ Day of rest ~
1	Three	Manniocc
2		Thentiocc
3		Cemmiocc
4		Equiocc
5		~ Day of rest ~
6		~ Day of rest ~
7		~ Day of rest ~
1	Four	Indego
2		Jiago
3		Octego
4		Trixador
5		~ Day of rest ~
6		~ Day of rest ~
7		~ Day of rest ~

You will notice here that the four attunements can be roughly completed within about a month or so however please don't feel like you must complete these four attunements within this timeframe. We of course understand that you have other things going on in your life rather than just working through these practices so please feel free to take more than 3 days rest in between each attunement should you wish to.

We would humbly suggest however that you do not take a break as you are completing your symbols practice. For example, we would recommend not to take a break on days 2, 3 or 4 of your healing practices (i.e. only extend the rest period days should you wish to).

Each of the energies and symbols play a very important role in helping us clear away more darkness to allow room for a higher frequency of love. By working with these symbols in order and on each day, you are therefore allowing the attunement to be completed as it was designed to be.

You may notice that you feel some of your energy stirring as you go about these practices but as always, please know that you are being divinely guided through these energetic shifts in your understanding.

We would also suggest that if you do decide to take a break from these attunements, for example, after you have had your 3 days rest time, it is best if your break does not exceed 3 months. This is a suggestion that came directly from the Guides and something which we feel is important to reiterate here in this first layer of Ostion.





By following along with these very simple guidelines, you can rest easy in the knowledge that your energy field will be uplifted and enlightened closer towards peace, love and purification as you move through these layers of The Silver Line.

May these energies help you to bring about much healing and purification. May you be guided to higher and more harmonious states of being in a true and divine understanding of yourself!



How can you start receiving your attunements?

Up until this point, you have received many different attunements in what is no doubt now a very familiar process. Therefore, we feel you will not need as much detail as previously in the Golden Mile series! The general outline for receiving these Ostion attunements is as follows:

-  Step 1: Prepare yourself to receive the attunement (you will now be very familiar with this process)
-  Step 2: Set your intention by saying an invocation
-  Step 3: Work with the required symbol
-  Step 4: Close your attunement with gratitude

For each attunement, you may remember that we are only required to follow this process on days 1, 2, 3 and 4, with days 5, 6 & 7 being rest days. Also, with each day, we are required to work with a new symbol.

For those who feel like they need a quick reminder of the role of symbols in our healing work, you are welcome to re-visit this area via our [FAQ Pages - Using 'Symbols In Healing'.](#)

So to help keep this process as simple as possible, we will now be outlining the day by day processes required for your first attunement, second attunement, third attunement and fourth attunement of this first Oston layer.

May these energies help you to understand and quickly purify your darkness so that you may be reunited with your ever loving and peaceful divine nature.

It is here that we would again remind you that it is only through healing and becoming aware of our darker parts that we can more effectively heal them and thus we move towards more love, light and peace in our lives.

We wish you well on your Oston journey!



Attunement One - Day 1

Step 1: Please do what you feel is right for you to prepare for receiving your attunement.

Step 2: Set your intention, you may wish to say the following:

"I open to the Universal Peace Consciousness and on behalf of all beings, accept these Oston energies with the intention of bringing unified peace to our earth. Thankyou, thankyou, thankyou."

Step 3: Visualise the symbol Essiocc (*pronounced Ess - ee - ock*), shown on the next page, coming into your Crown Chakra for 25 minutes as you are being 'attuned' to these deeply sacred and peaceful frequencies.

As with all of these attunements, this time is for you to open up to receive the divine love and healing light that will follow with love and gratitude. You may also wish to crystallise your intention more clearly through the use of affirmations as we described during The Golden Mile.

The symbol Essiocc was the first symbol given to us in the Universal Peace Attunements and is a very powerful symbol for bringing peace, balance and harmony into our lives. As you invoke your attunement and visualise the symbol sinking into your Crown Chakra, these energies will go to work within your energy and bring about any necessary healing from within you.

PATHWAY TO LIGHT - THE SILVER LINE

UNIVERSAL PEACE ATTUNEMENTS

We also received additional information about this symbol in that it can also be used to bring peace and balance to other things such as places, people, our planet and even our universe (depending on the intention).

So if you wish to, you can now use this symbol to help raise the vibration of many things. Simply intend, project or visualise this symbol being sent to things like the earth, a tree, your garden, a person, your pet and anything else you can think of.


You can do this through your own meditation i.e. send the symbol to something or someone through your own imagination, visualisation or intuitive connection or you may wish to do this in a more physical way i.e. draw the symbol out and 'tap' this into the object 3 times.

However you wish to work with this symbol, please know that it is always your intention that is so important i.e. to share these energies with this object / person for the collective benefit of all. Simple and beautiful!

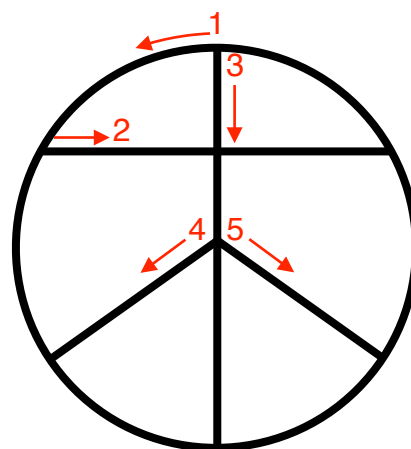


ESSIOCC

(Pronounced Ess - ee - ock)



ESSIOCC



HOW TO DRAW ESSIOCC

Step 4: Closing your energy work with gratitude. You may wish to say something like:

"With peace in my heart I give my sincerest thanks for receiving these energies and may I expand and radiate these peace frequencies for the benefit of all. Thankyou, Thankyou, Thankyou."

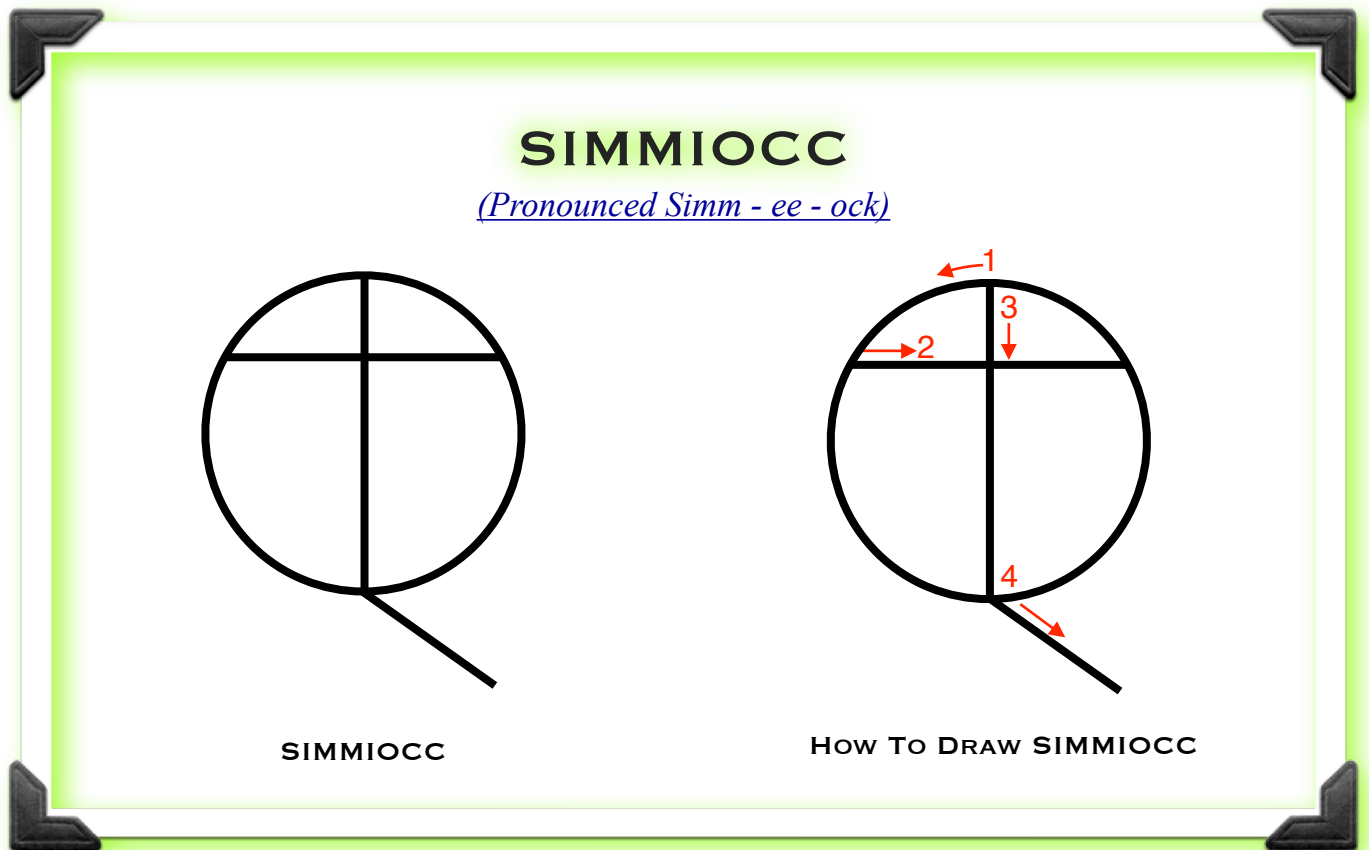
Attunement One - Day 2

Step 1: Please do what you feel is right for you to prepare for receiving your attunement.

Step 2: Set your intention, you may wish to say the following:

"I open to the Universal Peace Consciousness and on behalf of all beings, accept these Oston energies with the intention of bringing unified peace to our earth. Thankyou, thankyou, thankyou."

Step 3: Draw or visualise the symbol SimmioCC coming into your Third Eye Chakra, Heart Chakra and Throat Chakra - for 10 minutes each chakra. You may just intend that the symbol is sinking into these chakras by visualising and by saying the sacred name over and over like you would a mantra.



Step 4: Closing your energy work with gratitude. You may wish to say something like:

"With peace in my heart I give my sincerest thanks for receiving these energies and may I expand and radiate these peace frequencies for the benefit of all. Thankyou, Thankyou, Thankyou."

Attunement One - Day 3

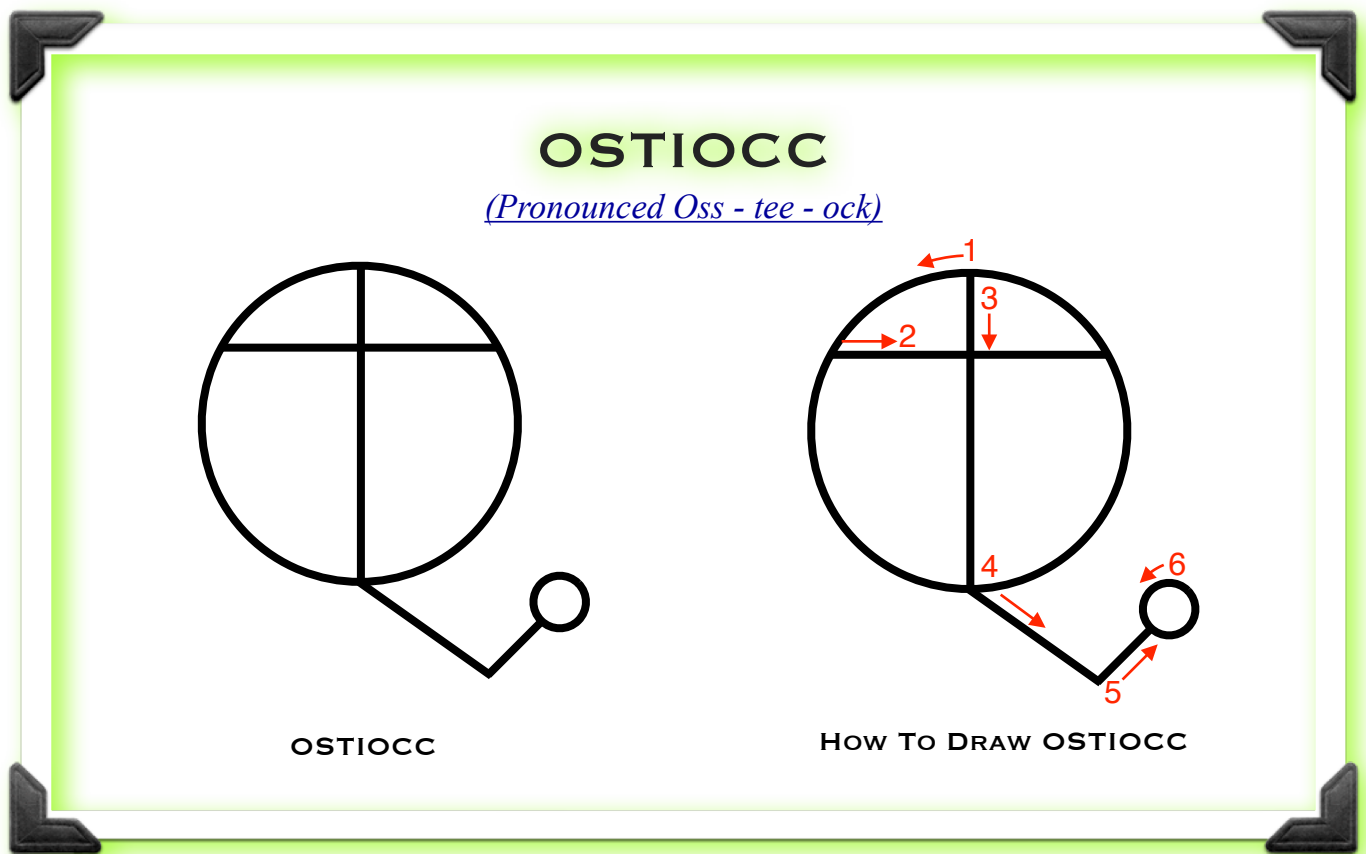
Step 1: Please do what you feel is right for you to prepare for receiving your attunement.

Step 2: Set your intention, you may wish to say the following:



"I open to the Universal Peace Consciousness and on behalf of all beings, accept these Ostion energies with the intention of bringing unified peace to our earth. Thankyou, thankyou, thankyou."

Step 3: Project or intend that the symbol Ostiocc is placed into your Heart Chakra three times and then rest 5-15 minutes.



Step 4: Closing your energy work with gratitude. You may wish to say something like:

"With peace in my heart I give my sincerest thanks for receiving these energies and may I expand and radiate these peace frequencies for the benefit of all. Thankyou, Thankyou, Thankyou."

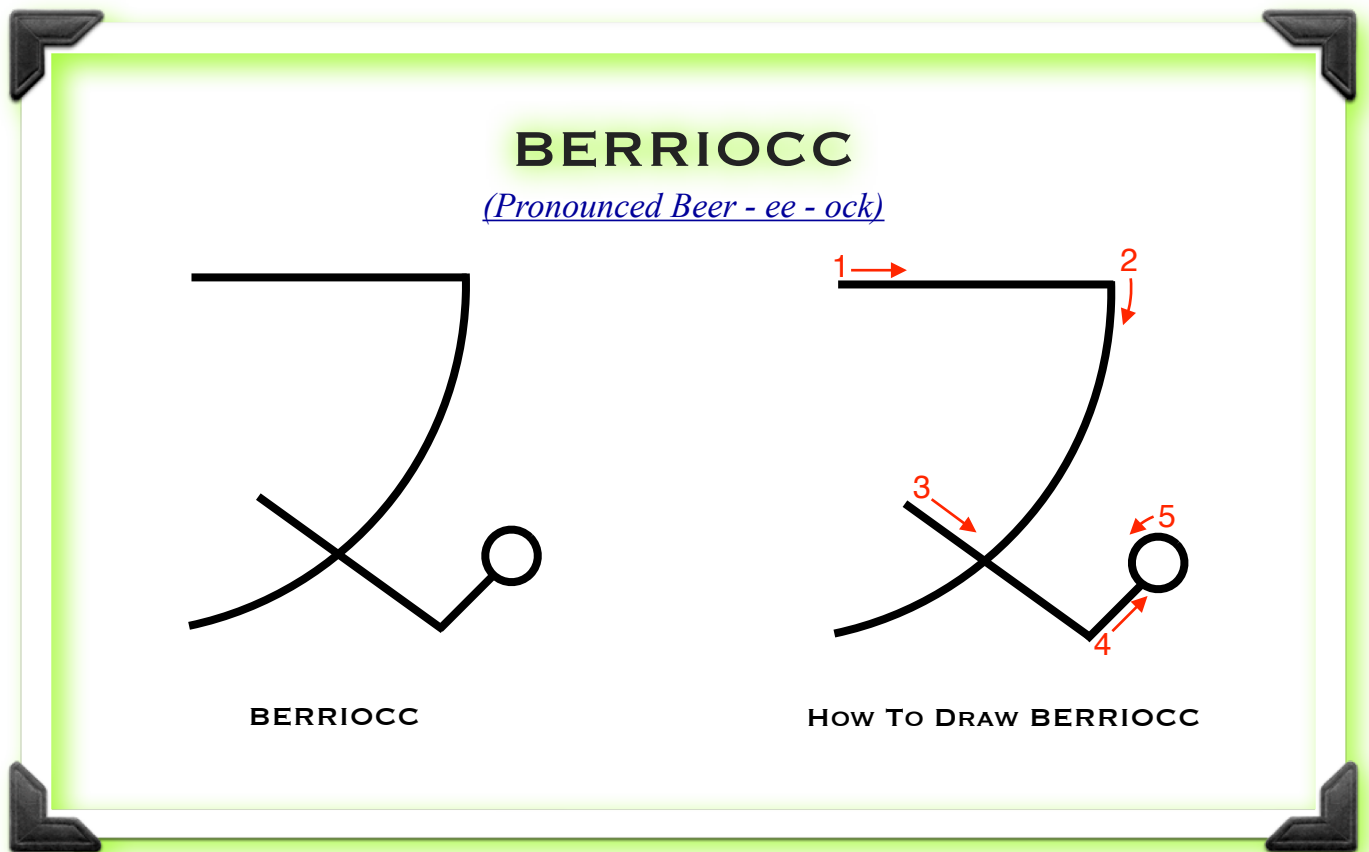
Attunement One - Day 4

Step 1: Please do what you feel is right for you to prepare for receiving your attunement.

Step 2: Set your intention, you may wish to say the following:

"I open to the Universal Peace Consciousness and on behalf of all beings, accept these Oston energies with the intention of bringing unified peace to our earth. Thankyou, thankyou, thankyou."

Step 3: Project or intend that the symbol Berriocc is placed three times into the Heart Chakra and then rest 5-15 minutes.



Step 4: Completing the Master Seal - a very important step.

As part of day 4, it is necessary to now seal all the energies from days one through four. So immediately after receiving the frequencies of Berriocc and after the 5-15 minute rest period, please now place each of the four symbols (in order) into your Third Eye Chakra and sit for 5-8 minutes. (i.e. Essiocc, Simmiocc, Ostiocc, Berriocc).



PATHWAY TO LIGHT - THE SILVER LINE

UNIVERSAL PEACE ATTUNEMENTS

The Master Seal is similar to a Master Level attunement in that it joins all of the frequencies given in each level, to manifest them into one synchronised frequency within you, for the ultimate benefit of all. Please do not forget to complete this step as this is a very important part of the first attunement.

Step 5: Closing your energy work with gratitude. You may wish to say something like:



"With peace in my heart I give my sincerest thanks for receiving this attunement and may I expand and radiate these peace frequencies for the benefit of all. Thankyou, Thankyou, Thankyou."

Now you have completed the first attunement - congratulations! You will notice here that the attunement process is indeed a little more involved at this deeper layer which is The Silver Line however we hope that everything has been made relatively simple through our explanations here.

We do understand that these practices are perhaps a little more labour intensive however please know that these energies are worth the work!

May you enjoy a beautiful and significant energetic expansion from these practices and may they help you to move towards more peace, harmony and balance in your life. May this new vibration also help those around you through the powerful understanding of one-ness.

We congratulate you on reaching the conclusion of this first attunement! Please enjoy your well earned [three day break](#) now for days 5 - 8 or perhaps longer should you wish to. *(Please remember the importance of completing the resting days. For more information [see this FAQ.](#))*

On the next pages, we will be using this same 'daily' format to outline the practices for attunements 2, 3 and 4 of the Oston layer (with lots of love!).

May these new energies help you to bring happiness, peace and love into your life for the absolute and infinite benefit of all!

Let us now walk you through the processes for the second level attunement which you will be ready to receive after a minimum of three days.

For now, we hope you enjoy your rest period!



Attunement Two - Day 1

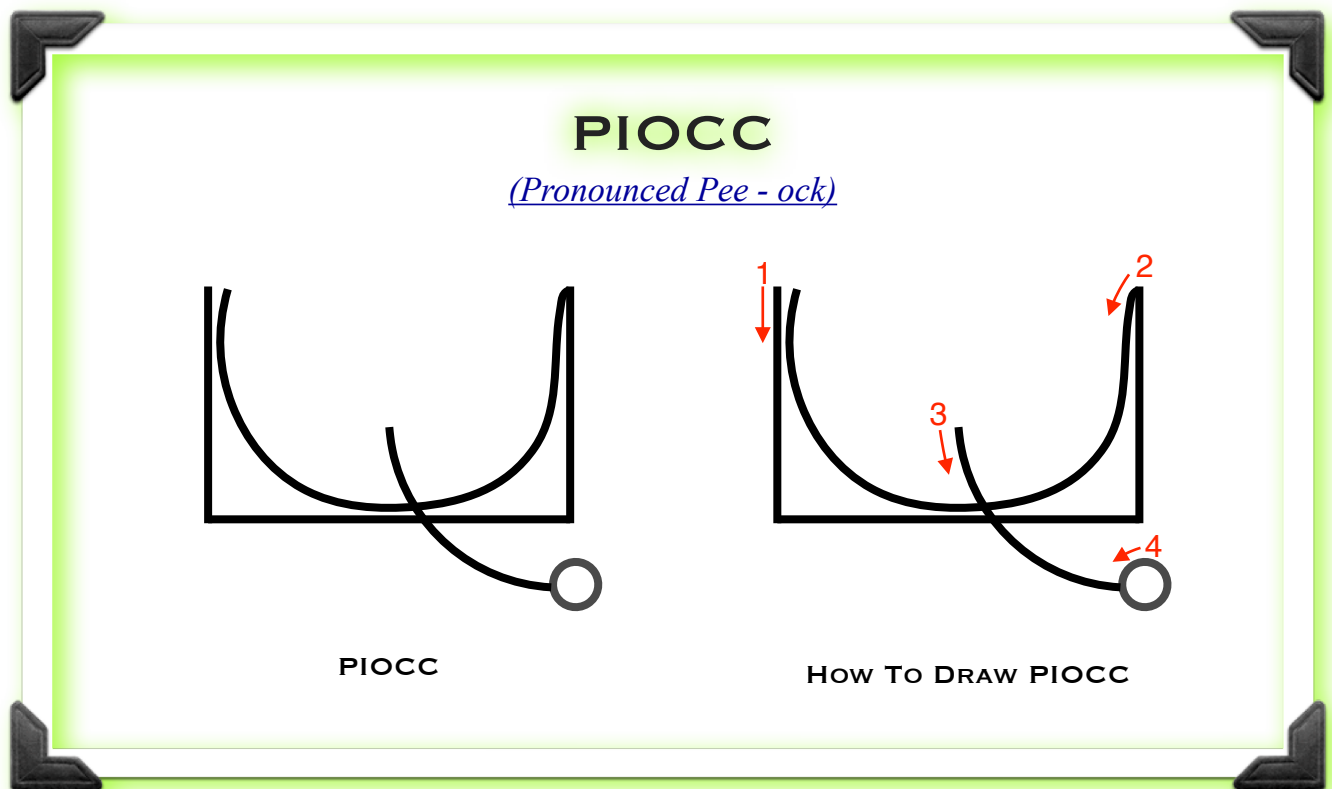
Step 1: Please do what you feel is right for you to prepare for receiving your attunement.



Step 2: Set your intention, you may wish to say the following:

"I open to the Universal Peace Consciousness and on behalf of all beings, accept these Oston energies with the intention of bringing unified peace to our earth. Thankyou, thankyou, thankyou."

Step 3: Project, intend or visualise that the symbol PioCC is entering your Third Eye Chakra for 30 minutes. You may also wish to repeat the sacred name as you would a mantra to help with your concentration during this time. Just remember to open up and receive with love and gratitude!



Step 4: Closing your energy work with gratitude:

"With peace in my heart I give my sincerest thanks for receiving this attunement and may I expand and radiate these peace frequencies for the benefit of all. Thankyou, Thankyou, Thankyou."

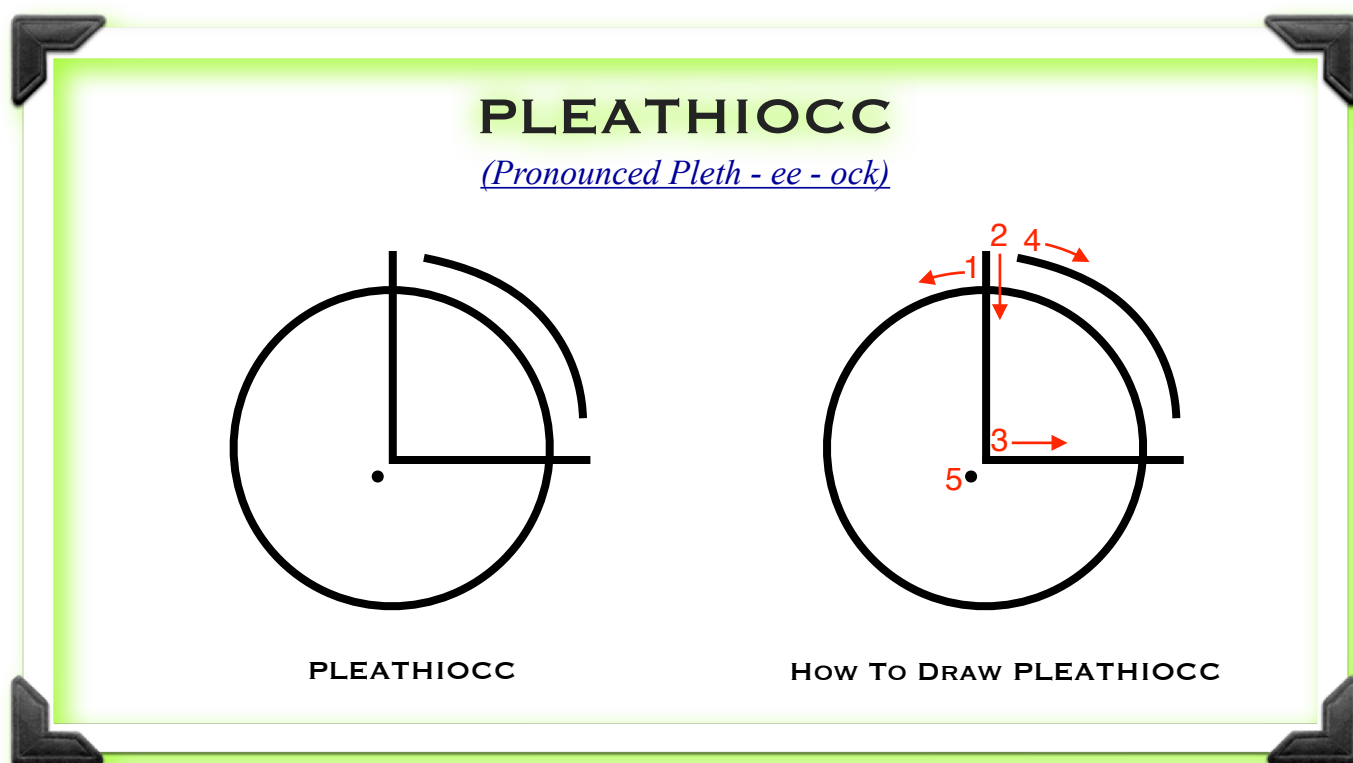
Attunement Two - Day 2

Step 1: Please do what you feel is right for you to prepare for receiving your attunement.

Step 2: Set your intention, you may wish to say the following:

"I open to the Universal Peace Consciousness and on behalf of all beings, accept these Oston energies with the intention of bringing unified peace to our earth. Thankyou, thankyou, thankyou."

Step 3: Draw the symbol Pleathiocc twice over your Heart Chakra and intend that it sink in to your Heart Chakra then rest for 15 minutes. Now draw Pleathiocc twice over your Crown Chakra and intend that it sink in and again rest for 15 minutes. Now draw Pleathiocc twice over your whole body whilst intending that the energies be absorbed and again rest for 5 minutes.



Step 4: Closing your energy work with gratitude:

"With peace in my heart I give my sincerest thanks for receiving this attunement and may I expand and radiate these peace frequencies for the benefit of all. Thankyou, Thankyou, Thankyou."

Attunement Two - Day 3

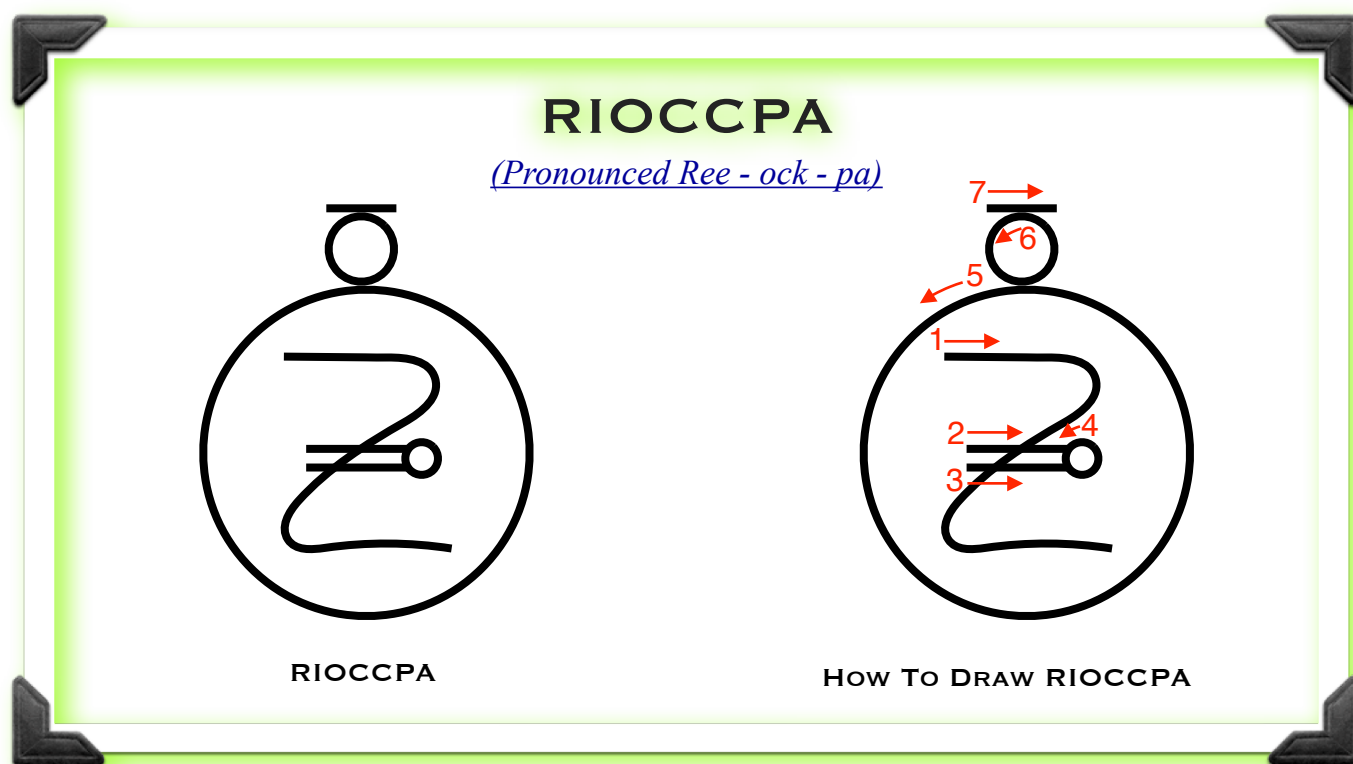
Step 1: Please do what you feel is right for you to prepare for receiving your attunement.

Step 2: Set your intention, you may wish to say the following:



"I open to the Universal Peace Consciousness and on behalf of all beings, accept these Oston energies with the intention of bringing unified peace to our earth. Thankyou, thankyou, thankyou."

Step 3: Place the symbol Rioccpa twice into the Third Eye Chakra and then rest for 20-25 minutes. Again, this is a time for opening up to receive love, light and peace into your consciousness.



Step 4: Closing your energy work with gratitude:



"With peace in my heart I give my sincerest thanks for receiving this attunement and may I expand and radiate these peace frequencies for the benefit of all. Thankyou, Thankyou, Thankyou."

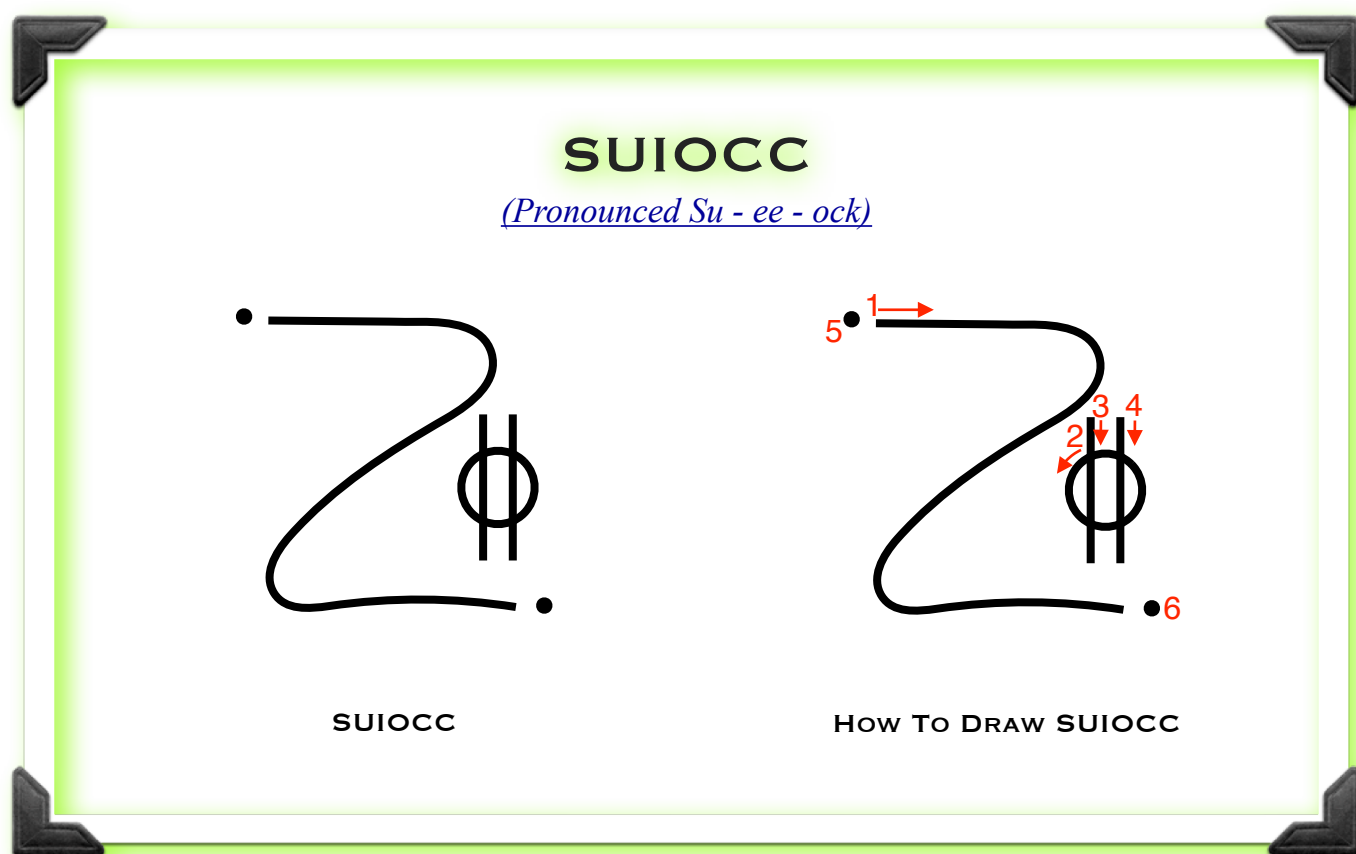
Attunement Two - Day 4

Step 1: Please do what you feel is right for you to prepare for receiving your attunement.

Step 2: Set your intention, you may wish to say the following:

"I open to the Universal Peace Consciousness and on behalf of all beings, accept these Oston energies with the intention of bringing unified peace to our earth. Thankyou, thankyou, thankyou."

Step 3: Place or intend that the symbol Suiocc be absorbed into the Solar Plexus Chakra and then rest for 10-15 minutes. Then place Suiocc into the Heart Chakra and rest 10 - 15 minutes.



Step 4: Completing the Master Seal - a very important step.

As we have done in the previous attunement, on day 4, it is necessary to now seal all the energies from days one through four. So immediately after receiving the frequencies of Suiocc and after the rest period, please now place each of the four symbols (in order) into your Crown Chakra and sit for 5-8 minutes. (i.e. Piocc, Pleathiocc, Rioccpa, Suiocc).



Again, the Master Seal is similar to a Master Level attunement in that it joins all of the frequencies given in each level, to manifest them into one synchronised frequency within you, for the ultimate benefit of all.

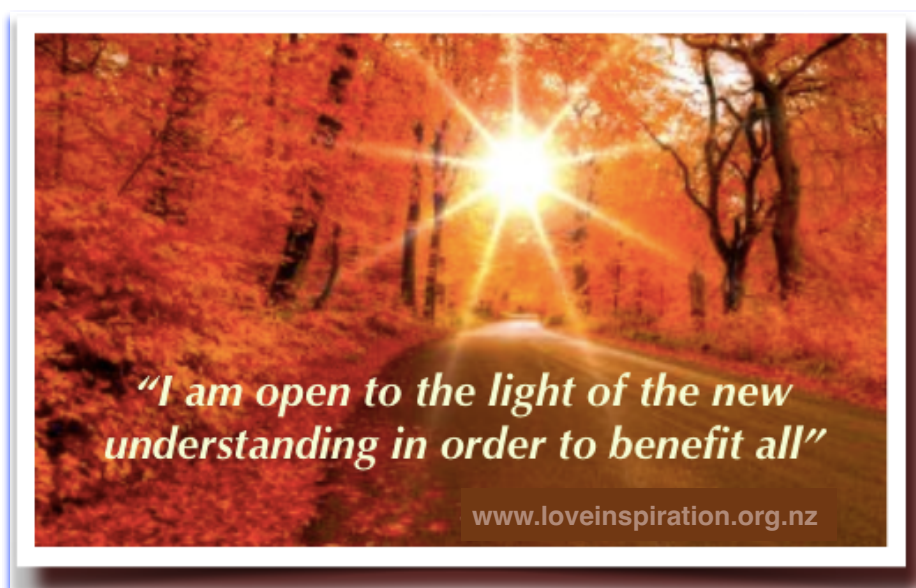
Step 5: Closing your energy work with gratitude:

"With peace in my heart I give my sincerest thanks for receiving this attunement and may I expand and radiate these peace frequencies for the benefit of all. Thankyou, Thankyou, Thankyou."

We again understand that these practices are a little more intensive than those that you have experienced throughout the Golden Mile energies and we do sincerely apologise for any inconvenience that this may cause in your daily routine or schedule. Hopefully you can spare this 30 minutes a day for this 4 day period!

Perhaps a good way to think of this 'attuning' time is to think that this is your own little special personal time. A period of time that you are gifting to yourself with love and with the understanding that you are most definitely worth it! If we can think about our practice this way, it can become a peaceful and powerful reward for all the hard work we do through the other parts of our day and becomes an enjoyable part of our day rather than another item on our to do list!

Ok, so with the second attunement being completed, we have again earned ourselves a kind and loving three day break. A small reminder that this [rest time](#) is required for the energies and attunements to clear away the necessary energetic debris before moving onto to the next attunement and to a deeper layer of love and peace.



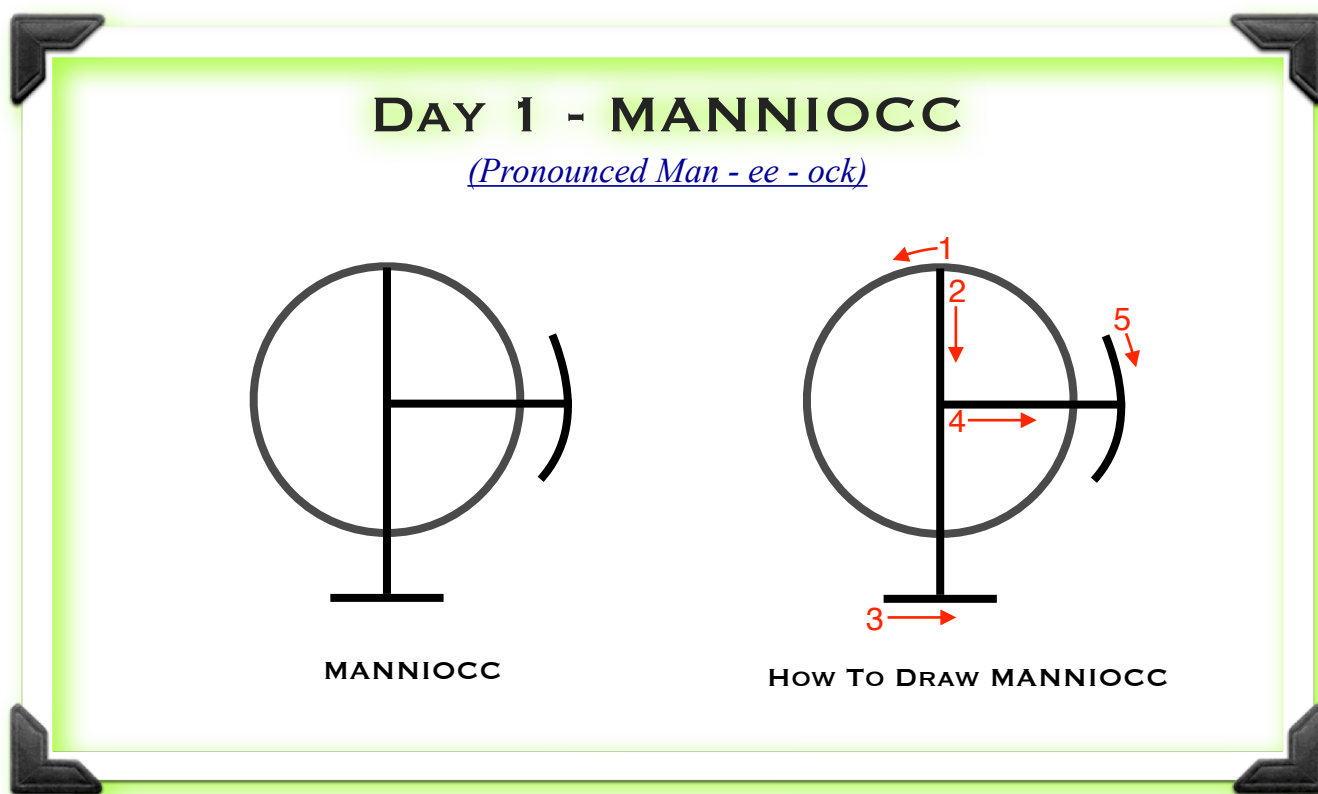
Attunement Three - Day 1

Step 1: Please do what you feel is right for you to prepare for receiving your attunement.

Step 2: Set your intention, you may wish to say the following:

"I open to the Universal Peace Consciousness and on behalf of all beings, accept these Oston energies with the intention of bringing unified peace to our earth. Thankyou, thankyou, thankyou."

Step 3: Draw the symbol Manniocc twice and intend that it be placed into your Third Eye Chakra and then rest for around 5 - 15 minutes, depending on how you feel.



Step 4: Closing your energy work with gratitude:



"With peace in my heart I give my sincerest thanks for receiving this attunement and may I expand and radiate these peace frequencies for the benefit of all. Thankyou, Thankyou, Thankyou."

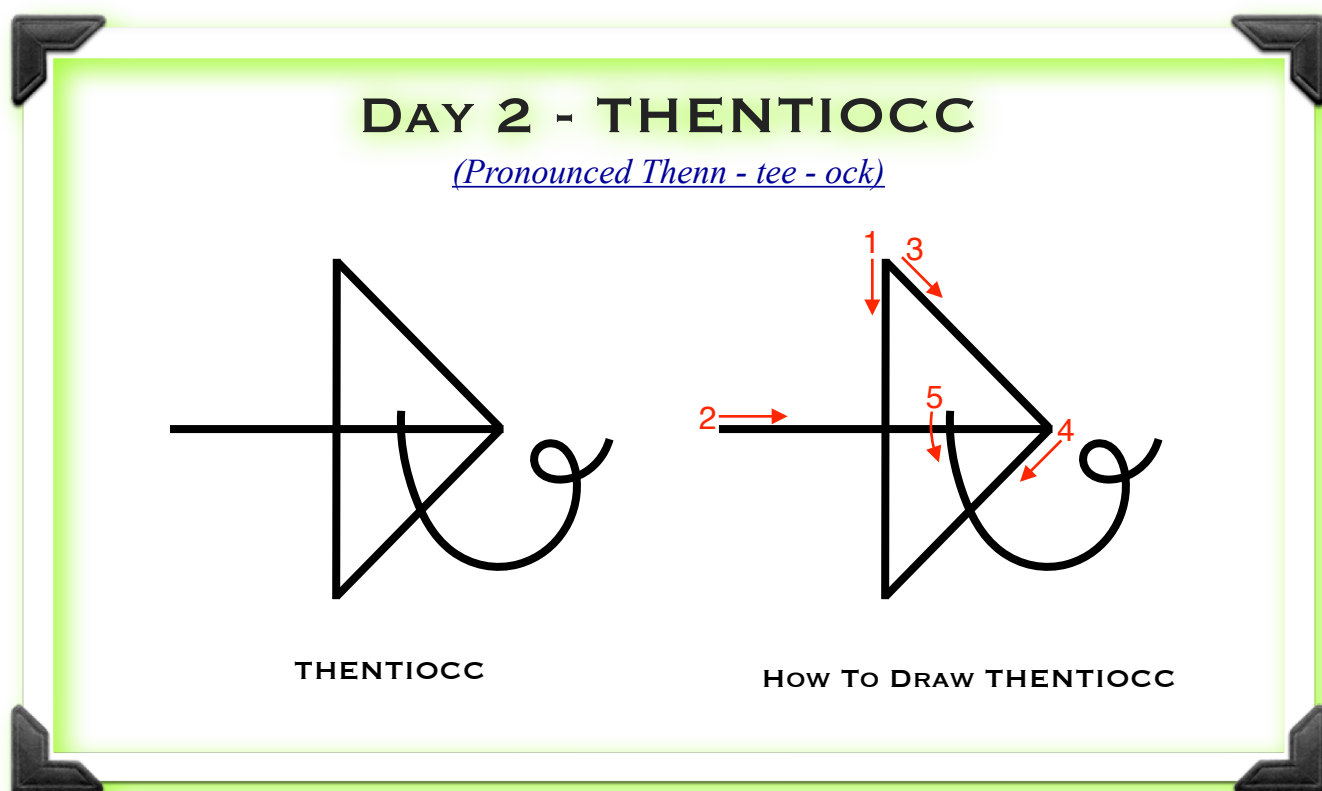
Attunement Three - Day 2

Step 1: Please do what you feel is right for you to prepare for receiving your attunement.

Step 2: Set your intention, you may wish to say the following:

"I open to the Universal Peace Consciousness and on behalf of all beings, accept these Oston energies with the intention of bringing unified peace to our earth. Thankyou, thankyou, thankyou."

Step 3: Place the symbol Thentiocc twice into each of the souls of the feet and rest for 20 minutes. Note that the energies may move up through your body targeting energy blockages so depending on how you feel, you may wish to wait longer than 20 minutes.



Step 4: Closing your energy work with gratitude:



"With peace in my heart I give my sincerest thanks for receiving this attunement and may I expand and radiate these peace frequencies for the benefit of all. Thankyou, Thankyou, Thankyou."

Attunement Three - Day 3

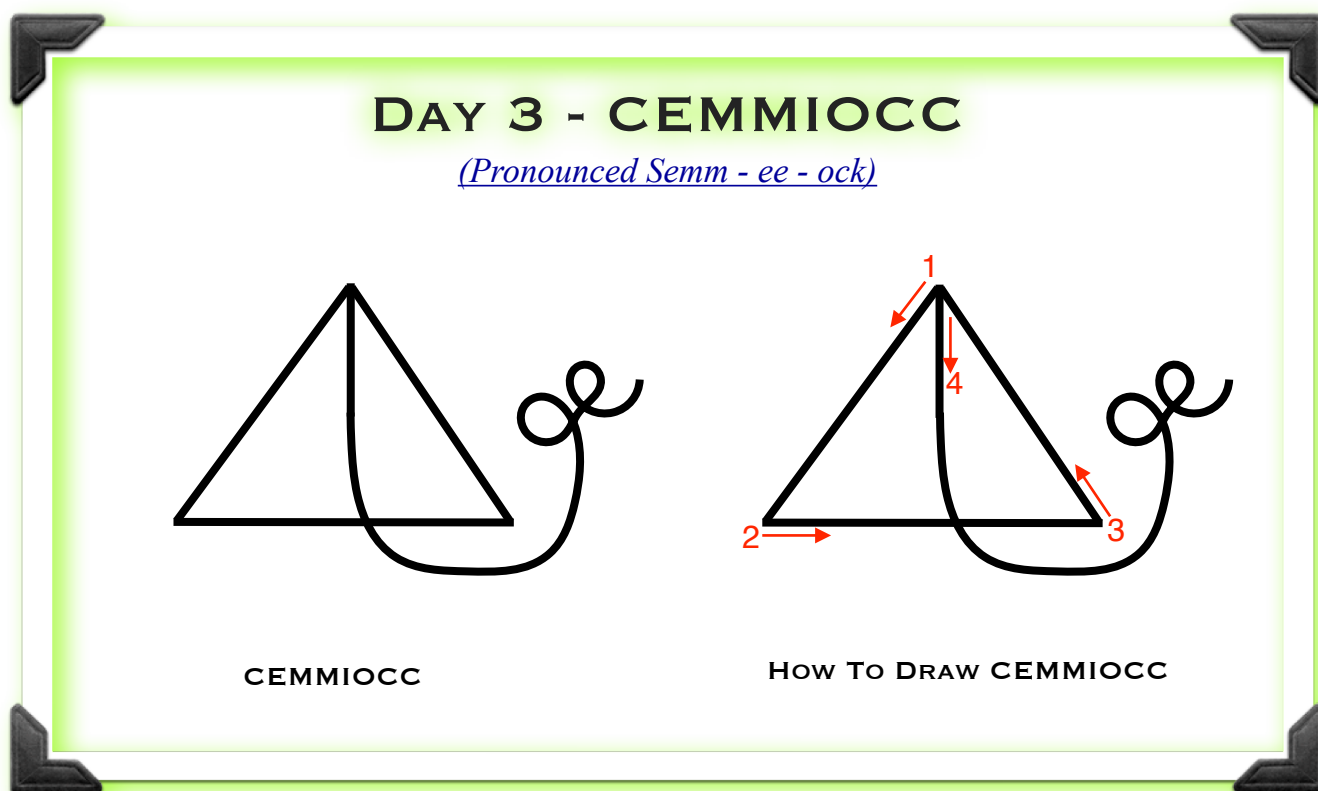
Step 1: Please do what you feel is right for you to prepare for receiving your attunement.

Step 2: Set your intention, you may wish to say the following:

"I open to the Universal Peace Consciousness and on behalf of all beings, accept these Oston energies with the intention of bringing unified peace to our earth. Thankyou, thankyou, thankyou."



Step 3: Place the symbol Cemmiocc into the Third Eye Chakra and wait 15 minutes. This symbol works on the mind, helping to ease worries and stress and also "stirs" up past hurts and associated thought patterns stored in the mind's memory for healing.



Step 4: Closing your energy work with gratitude:

"With peace in my heart I give my sincerest thanks for receiving this attunement and may I expand and radiate these peace frequencies for the benefit of all. Thankyou, Thankyou, Thankyou."

Attunement Three - Day 4

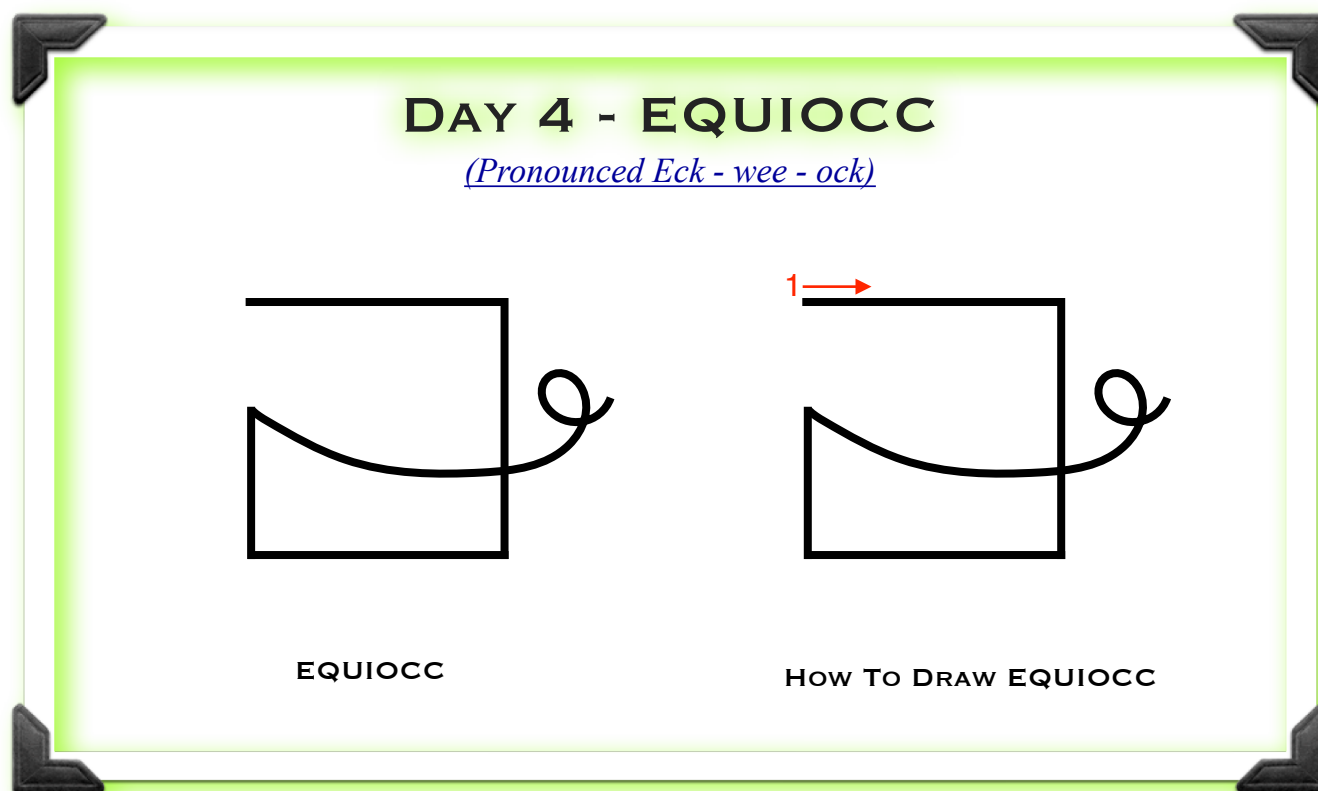
Step 1: Please do what you feel is right for you to prepare for receiving your attunement.

Step 2: Set your intention, you may wish to say the following:



"I open to the Universal Peace Consciousness and on behalf of all beings, accept these Oston energies with the intention of bringing unified peace to our earth. Thankyou, thankyou, thankyou."

Step 3: Place the symbol Equiocc once into the Crown Chakra and then rest for 6 - 8 minutes. Again, this is a good time to just remain open to receive the loving and radiating light which will be flowing into your consciousness during this time.



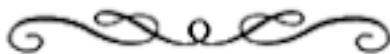
Step 4: Completing the Master Seal - a very important step.

As we have done in the previous attunement, on day 4, it is necessary to now seal all the energies from days one through four. So immediately after receiving the frequencies of Equiocc, please now place each of the four symbols in order (i.e Manniocc, Thentiocc, Cemmiocc, Equiocc) into your Third Eye Chakra and rest for another 15 minutes.



Step 5: Closing your energy work with gratitude:

"With peace in my heart I give my sincerest thanks for receiving this attunement and may I expand and radiate these peace frequencies for the benefit of all. Thankyou, Thankyou, Thankyou."



As Marty and Gerry themselves were moving through this layer of purification, they felt a rather significant imbalance in their financial security as they seemed to receive many worldly teachings about their 'attachment' to this.

As they understood it, it is not necessarily the amount of money that one has or doesn't have but rather it is the "craving for" and the "clinging to" money which we need to be very mindful of.

At this same time, Marty and Gerry received a number of teachings in this area and their conclusions from these teachings was that it is our actions that help to bring a positive result. It is most certainly not the craving or the clinging to money which brings positivity into our life, in fact, these vibrations seem to bring just the opposite.

Through much craving, where we need more, more, more and more, we only serve to feed our consumption to a point where it never seems enough. This is not where we find happiness; maybe a temporary, momentary type pleasurable state at best (transitory happiness).

It is often said that feeding our craving again and again only leads to more craving in much the same way that drinking salt water from the ocean will never quench your thirst - it only makes you more thirsty!

May we all live in states of contentment, satisfaction, generosity and patience as we move through our lives. May we realise that we cannot take our physical possessions with us as we cross over into the spiritual realms.

May we all be free from our internal clinging, our attachments and greed as we realise that the true meaning of life is to help others and to be loving and kind in the process. May we forgive all who have wronged us and may we accept all those around us for their beautiful and uniquely divine self!

With this loving prayer, let us now move back to the fourth and final attunement in the Ostion phase. May these energies help you to live in states of happiness, joy, love and peace in your life!



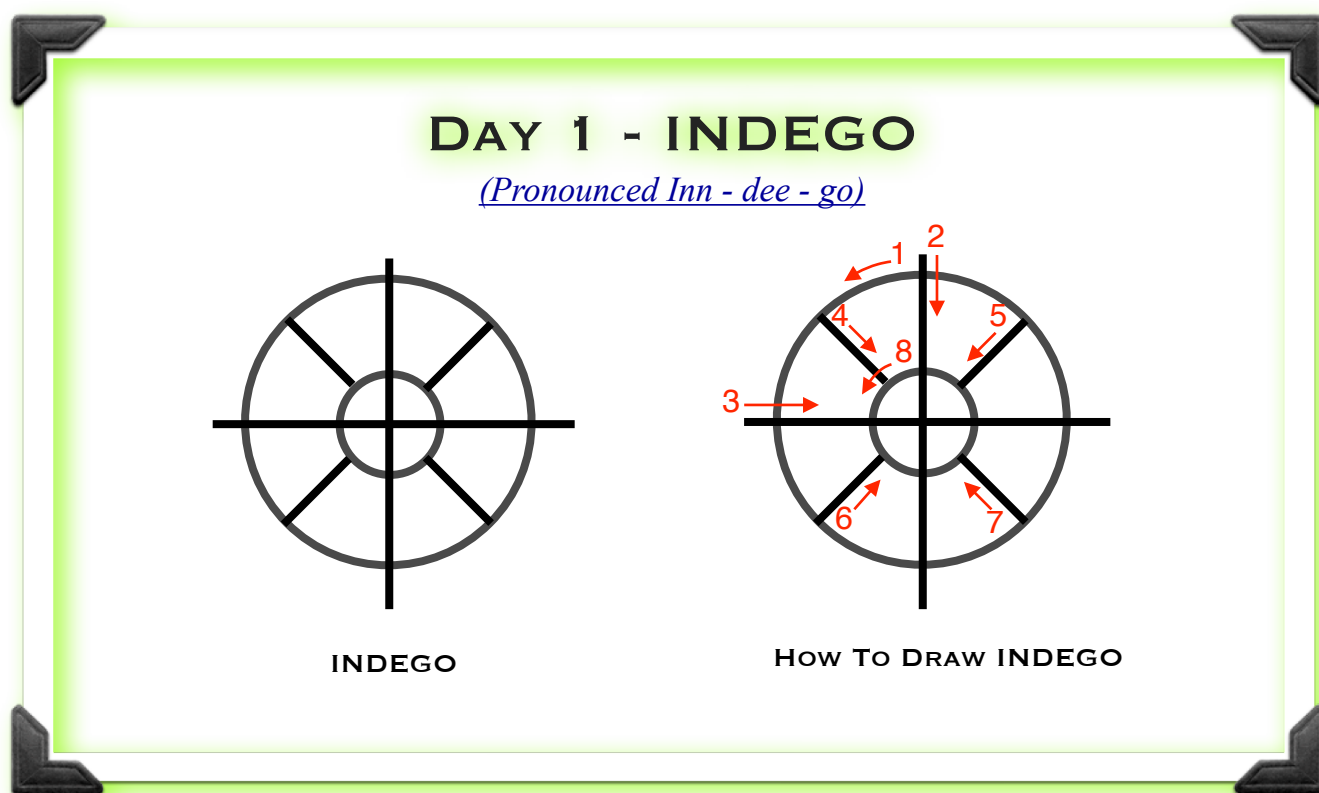
Attunement Four - Day 1

Step 1: Please do what you feel is right for you to prepare for receiving your attunement.

Step 2: Set your intention, you may wish to say the following:

"I open to the Universal Peace Consciousness and on behalf of all beings, accept these Oston energies with the intention of bringing unified peace to our earth. Thankyou, thankyou, thankyou."

Step 3: Place the symbol Indego twice into the forehead area (just below the hairline) and rest 8-12 minutes. Indego = 'consolidation'.



Step 4: Closing your energy work with gratitude:



"With peace in my heart I give my sincerest thanks for receiving this attunement and may I expand and radiate these peace frequencies for the benefit of all. Thankyou, Thankyou, Thankyou."

Attunement Four - Day 2

Step 1: Please do what you feel is right for you to prepare for receiving your attunement.

Step 2: Set your intention, you may wish to say the following:

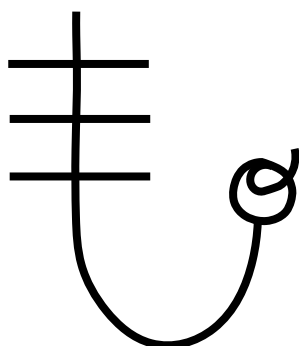
"I open to the Universal Peace Consciousness and on behalf of all beings, accept these Oston energies with the intention of bringing unified peace to our earth. Thankyou, thankyou, thankyou."

Step 3: Place the symbol Jiago three times into the base of the throat i.e. half way between the Heart Chakra and Throat Chakra, and then rest for 8-12 minutes. Jiago = 'eliminates confusion'. Any stored up 'misunderstandings' are eased and released. The path becomes clearer, in line with your intention and soul-fuelled purpose.

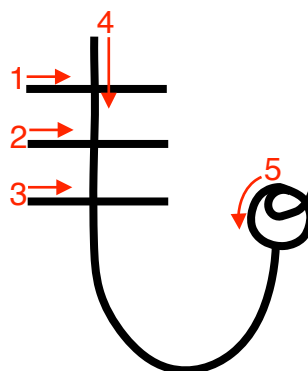


DAY 2 - JIAGO

(Pronounced Jee - ay - go)



JIAGO



HOW TO DRAW JIAGO

Step 4: Closing your energy work with gratitude:



"With peace in my heart I give my sincerest thanks for receiving this attunement and may I expand and radiate these peace frequencies for the benefit of all. Thankyou, Thankyou, Thankyou."

Attunement Four - Day 3

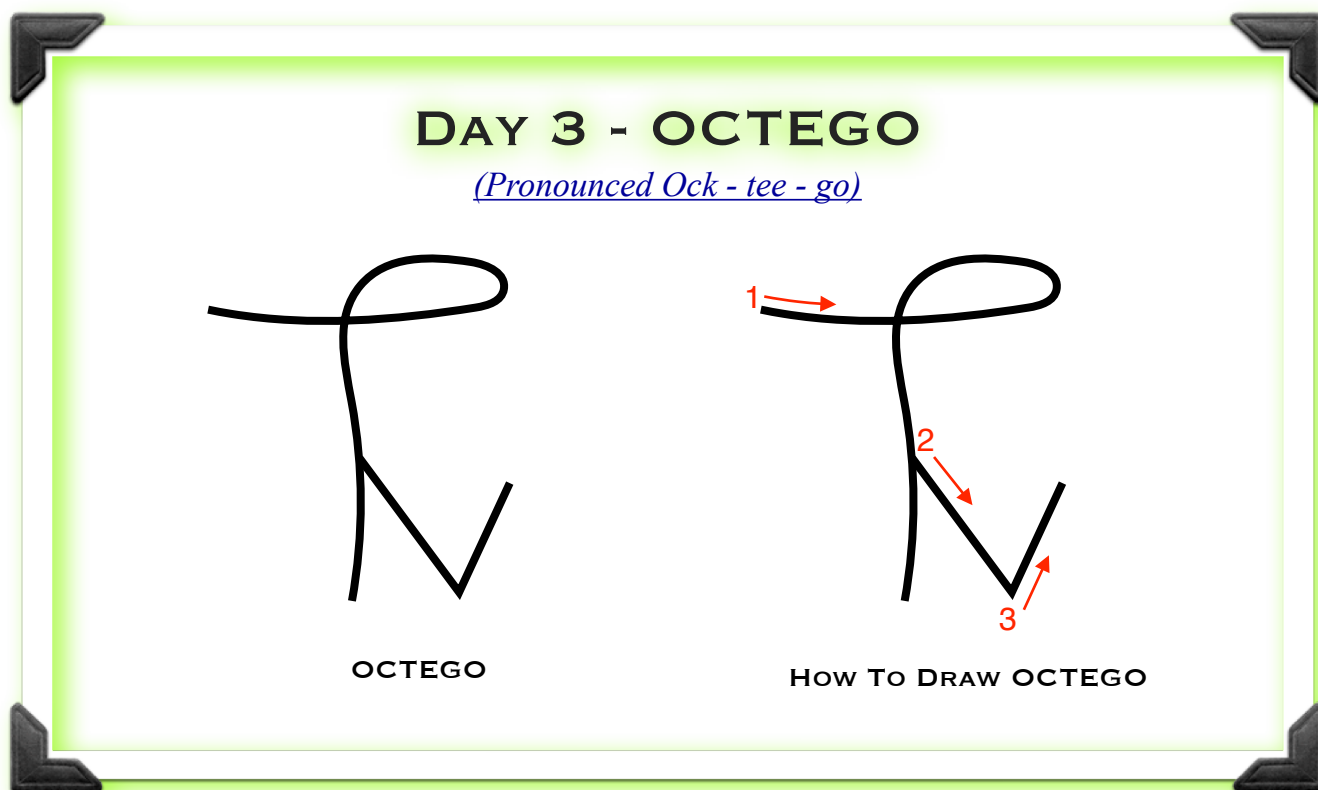
Step 1: Please do what you feel is right for you to prepare for receiving your attunement.

Step 2: Set your intention, you may wish to say the following:



"I open to the Universal Peace Consciousness and on behalf of all beings, accept these Oston energies with the intention of bringing unified peace to our earth. Thankyou, thankyou, thankyou."

Step 3: Place the symbol Octego once into the Heart Chakra and rest 15 minutes. Octego = 'purification of sadness'.



Step 4: Closing your energy work with gratitude:



"With peace in my heart I give my sincerest thanks for receiving this attunement and may I expand and radiate these peace frequencies for the benefit of all. Thankyou, Thankyou, Thankyou."

Attunement Four - Day 4

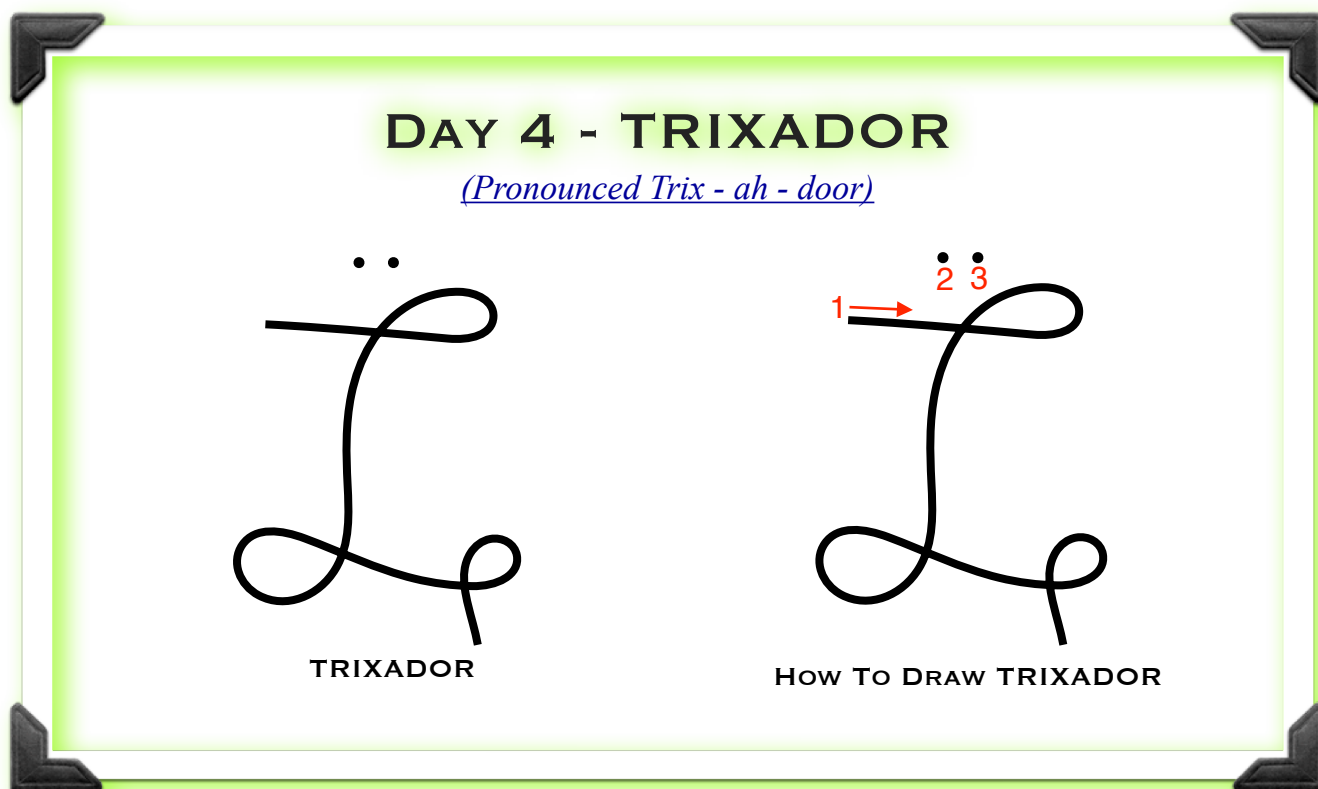
Step 1: Please do what you feel is right for you to prepare for receiving your attunement.

Step 2: Set your intention, you may wish to say the following:



"I open to the Universal Peace Consciousness and on behalf of all beings, accept these Oston energies with the intention of bringing unified peace to our earth. Thankyou, thankyou, thankyou."

Step 3: Place the symbol Trixador three times into Crown Chakra and rest 45 - 60 minutes. It is a good idea to use this symbol before going to bed just in case you fall asleep! Note that there is no master seal at this level. The final symbol Trixador is an extremely powerful symbol which brings much energy change within the body.



Step 4: Closing your energy work with gratitude:



"With peace in my heart I give my sincerest thanks for receiving this attunement and may I expand and radiate these peace frequencies for the benefit of all. Thankyou, Thankyou, Thankyou."

3. ADDITIONAL INSIGHTS:

As we've already mentioned here, it is often through our own life experiences that we are guided towards higher understanding, learning and growth. For Marty and Gerry, this first layer seemed to bring out much dirt and darkness from within and they were guided to travel towards a place in Nepal called Boudha.

Whilst being a very holy place (a place for many pilgrims to pay their respects to the Buddha), they were also faced with many challenges. They would often see the elderly, sick, disabled men, women and children; those with nicotine and alcohol addictions, sometimes passed out in the street.

A small seemingly autistic child left alone by his mother on a piece of cardboard. Those fighting verbally and physically and other such darkness. Many beggars would also be sitting just outside Marty and Gerry's apartment day and night in a way which almost forces you to confront these many different aspects of living. So let us again remember the words of our Guides here as they explained this first level to us:

"This first layer is an in-depth look at the destruction and subsequent side effects of harming, polluting and causing the demise of each other, our animal friends and our earth. There is no 'preaching' at this level - we simply wish you to open your heart more to the understanding of 'peace on earth' for the benefit of all. Now, more than ever this is superceedingly important as the earth and her inhabitants reach an energetic crisis point."



Were these confronting experiences a way of teaching Marty and Gerry to realise the importance of helping others to find peace? Were they perhaps here to help them understand the subsequent side effects of harming, polluting and causing demise of each other? It was definitely not so nice to see two human beings physically throwing punches and fighting with each other over money!

And in their belief, these incidents were not placed in their line of sight without reason. They both felt that these had been guided 'learning experiences' that had helped them to open up more to this new 'peace consciousness' of Ostion and to a more compassionate feeling for others less fortunate.

It also became apparent through this first layer that their own 'dirt' was indeed being released as their vibration seemed to move higher and higher towards peace. For many of you, there may be much time in this first layer spent confronting various dark patches within yourself so please, if this seems like your reality at the moment, know that this is exactly what the energies are here to do.

We can only experience more peace by releasing our dirt, unfortunately it is this simple! You will no doubt know this doctrine of purification very well by now but it is also good to continue reminding ourselves of this fact as we move through these darker spots.

Marty and Gerry themselves have now become very adept at 'spotting' the healing issues as they are coming out in themselves and they have also experienced many of the same issues continuing to be released over and over, layer through layer. Often, they are finding that there are many teachings to be had and the sooner they can learn them, the sooner they can be rid of these sometimes unpleasant circumstances!

It is with love and a deep sense of gratitude that we again encourage you to move forwards in these attunements to help you move towards more peace, love and light on the other side. It is only through our joyous perseverance that we will most certainly make it to these blissful states of The New Consciousness (and through much hard work!).

It was also here in this first level of Ostion that Marty and Gerry started to feel the effects of what the Guides had spoken about through the Bellarium levels. During this time, they definitely started to move towards more wholesome, nutritious and genuine food options rather than the packaged, processed and perhaps un-natural options that are often presented to us in the supermarkets.

The Guides explained that by eating these kinds of natural and real foods, it is also helping our bodies to stay healthy at the cellular level. Of course, like always, everyone is different so please do not feel like this is something which needs to happen for you. We simply wish to share this information with love in the hope that it may help to provide some added clarity for you on your pathway forwards.



4. FINAL COMMENTS:

We hope that these Ostion level energies help you to move through what has no doubt been more purification and dirt! We truly hope that this has now helped you to move to a more peaceful, natural and loving existence. May your vibration continue to be raised higher and higher as we approach a deepened sense of peace and love in our life.

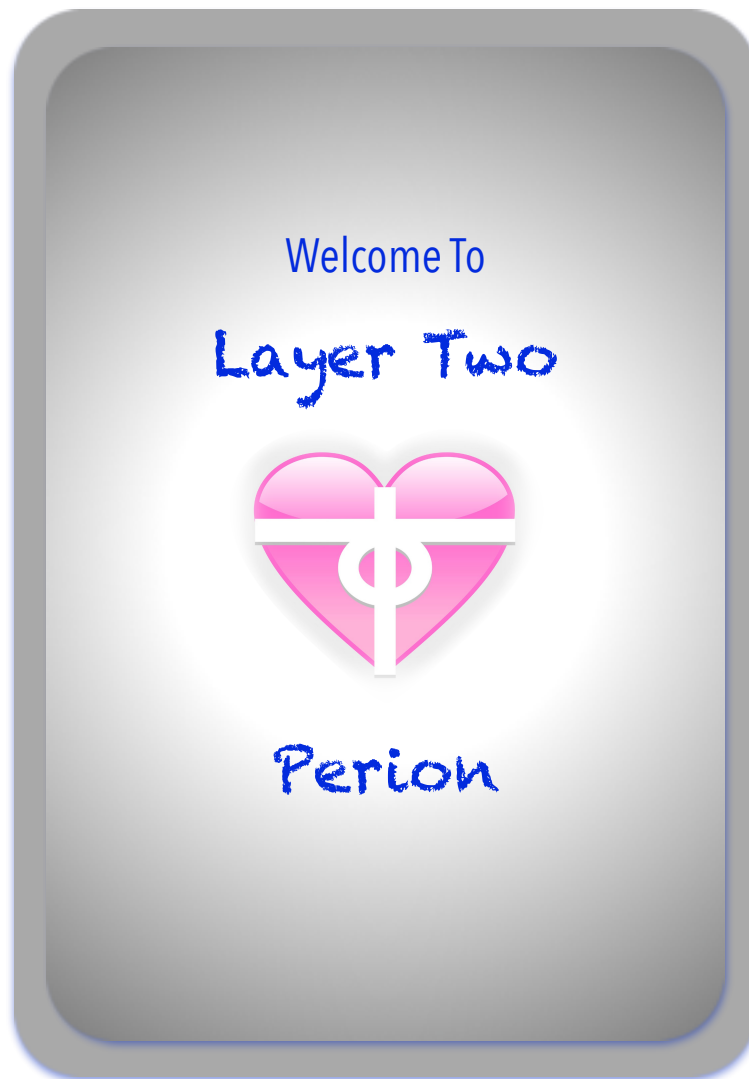
May you be guided towards your own inner realisations as you continue to unfold your own uniquely divine aspirations in your life. May you connect with your true awesome-ness and divinity so that you can then radiate this outwards for us all to benefit from!

May this world soon feel inner peace, stillness, love and light and may this planet shine strongly for the benefit of all!

With love and grace,

**LOVE INSPIRATION &
MAITRI FOUNDATION**







Love Inspiration

Learn • Heal • Awaken

UNIVERSAL PEACE ATTUNEMENTS

LAYER TWO - PERION

ATTUNEMENTS 1 - 4



Welcome to this new layer of healing & growth!



CONTENTS:

Content	Page
1. Introducing The Second Layer - Perion	33
2. Instructions For Receiving Your Attunements	34
- Attunement One	36
- Attunement Two	37
- Attunement Three	38
- Attunement Four	39

1. INTRODUCING THE SECOND LAYER - PERION:

The healing energies being received during this second layer can help to bring us to a new level of love & peace in our lives and as we can see from the below information, this layer of healing is done at a very deep and profound level.

The Perion layer energies can be commenced once the 3 day rest period has finished at the end of attunement 4 in layer 1. *(Please lovingly remember the importance of completing the resting days. For more information [see this FAQ.](#))*

Please enjoy these words of wisdom from the Guides & we hope that you are able to gain much insight and clarification as you go about your daily life during this next month or so.

As always, you will be guided towards learning everything that you require as you open up to the attunements and healing energies being brought through during this Perion layer. This channeled message was brought through by Serty-L and we are deeply grateful for such beautiful & wise words:



“Not withholding any charm or resolve, we welcome you to the new layer of the Silver Line attunements. Opening and closing many doorways, you have now reached a point where you are ready to delve further into the peace. The peace of mankind, the peace of animal kind, the peace of ALL kind.

There are many disruptions to your earthly peace at this time and at the root of this is the ego-clinging. The attachment to the illusion of life and its ups and downs, successes and failures. The alluring all-mighty Mara disturbs and alters our destiny by forcing us to believe in what is not real. The illusion of life itself, of the things we possess or own, of the things we would like to possess or own. It is all indeed an illusion.

When one seeks the truth, the deepened truth of one's existence, one comes to realise Mara for what it is - an untruth. Keeping in mind that our peace comes from our state of well-being, we must now nurture our beliefs in the truth, rather than the untruth. And what does this call for then?

It calls for an open heart, at a deeper level than ever before. For when ones loses faith in the surrounding life that one has created (once all the illusions are seen through) then what indeed does one have left? One now has the ultimate frequency to begin on a new pathway into the true consciousness of peace, where any previous illusions lay to rest and where the truth shines through.



This change may bring about some disillusion dear ones, however please do not panic as all is as it should be. Like the acorn cracking open to grow into an oak tree, the illusion or Mara must also be cracked open in order for the new peace consciousness to evolve.

Layer Two Perion brings about this transition period and will provide some deep challenges to what you may believe is your inner core, but is in fact simply a deep inner illusion. A deep inner illusion that you are now ready to release. With love we wish you well on this delving peaceful circumbulance.

And with all-mighty thanks and gratitude.” ~ Serty-L

2. INSTRUCTIONS FOR RECEIVING YOUR PERION ATTUNEMENTS:

As we mentioned during the first Ostion layer, the healing practices being done from here onwards are now simplified somewhat. There are again 4 attunements to be received for Perion however this time, for each attunement, you will only be required to work with 1 symbol (the same symbol) each day for 4 days.

IMPORTANT REMINDER: When you activated the energies for this ebook (on Page III), this has activated all of the energies and attunements for the entire ebook. Therefore, you can simply follow along with the below instructions to receive these Perion energies with love!

After the 4 day symbol work, the Guides have again prescribed that 3 days of rest be taken to allow for the necessary clearing away & healing of impurity from within.

When speaking about these simplified practices and the fact that there is now only one symbol per attunement, the Guides explained the following:

“At this level, the energies are now at a higher vibration and therefore are combined into one symbol frequency instead of four.

There is therefore also no need for a master seal now either.”

It would appear that as we reach higher vibrations, the Guides are able to “embed” more frequencies into one symbol, where previously this may have overloaded us and hence we required four before. A wonderful sign that we are making progress. Thankyou Guides for all your help and love and kindness!



PATHWAY TO LIGHT - THE SILVER LINE
UNIVERSAL PEACE ATTUNEMENTS

The below table shows a summary of the attunement practices for the Perion layer:

Layer Two - PERION		
Day	Attunement	Symbols
1	One	Mallormya (once per day)
2		
3		
4		
5		~ Day of rest ~
6		~ Day of rest ~
7		~ Day of rest ~
1	Two	Allalormya (once per day)
2		
3		
4		
5		~ Day of rest ~
6		~ Day of rest ~
7		~ Day of rest ~
1	Three	Plualormya (twice per day)
2		
3		
4		
5		~ Day of rest ~
6		~ Day of rest ~
7		~ Day of rest ~
1	Four	Honormya (once per day)
2		
3		
4		
5		~ Day of rest ~
6		~ Day of rest ~
7		~ Day of rest ~

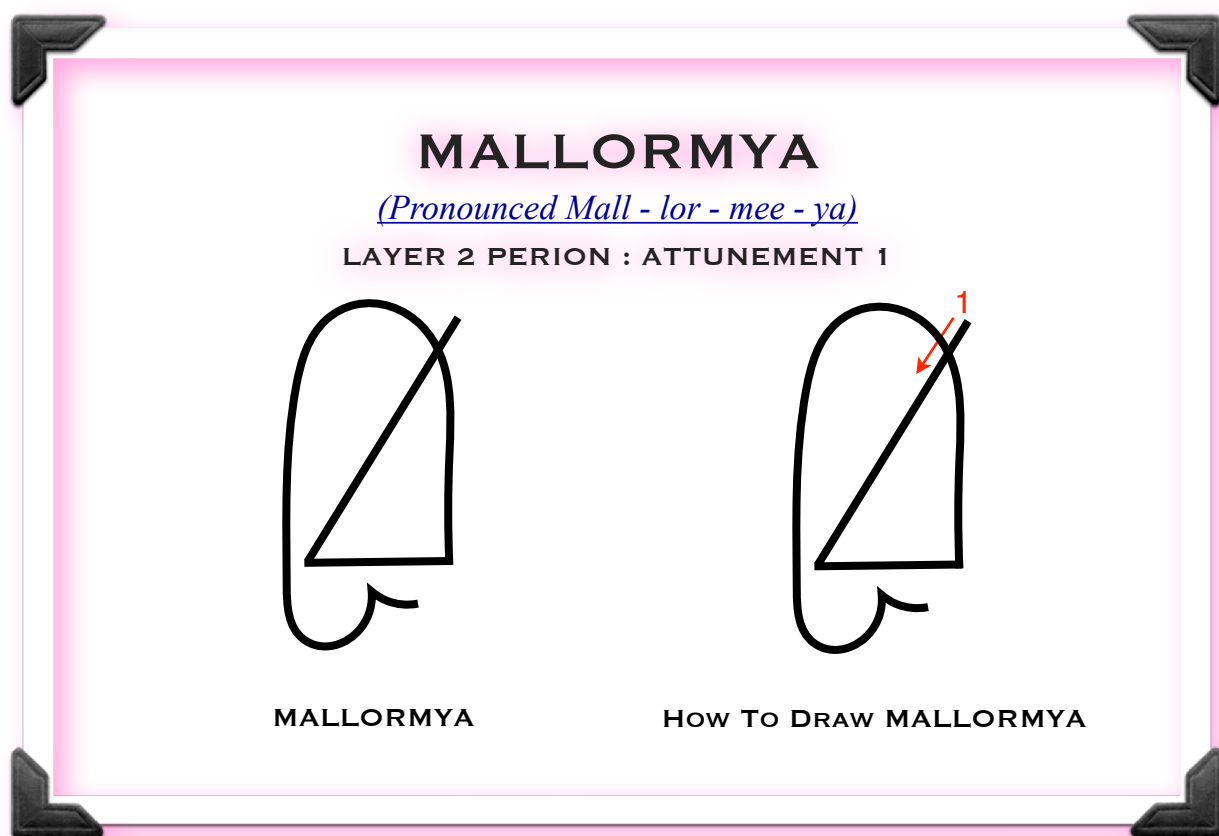
Attunement One - Days 1 - 4

Step 1: Please do what you feel is right for you to prepare for receiving your attunement.

Step 2: Set your intention, you may wish to say the following:

"I open to the Universal Peace Consciousness and on behalf of all beings, accept these Perion energies with the intention of bringing unified peace to our earth. Thankyou, thankyou, thankyou."

Step 3: Place the symbol Mallormya directly into the Heart Chakra for 18 minutes. Repeat this process once per day for 4 consecutive days and then rest for 3 days.



Step 4: Closing your energy work with gratitude:

"With peace in my heart I give my sincerest thanks for receiving this attunement and may I expand and radiate these peace frequencies for the benefit of all. Thankyou, Thankyou, Thankyou."

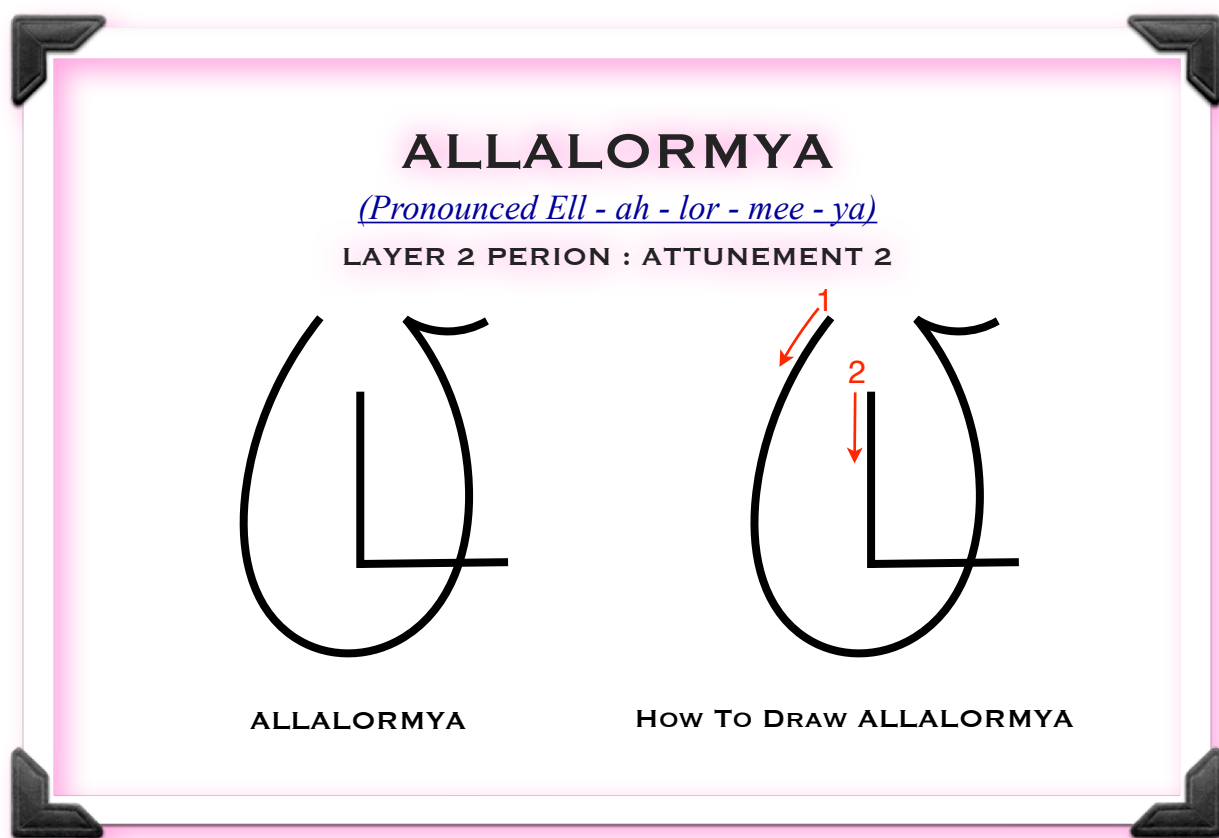
Attunement Two - Days 1 - 4

Step 1: Please do what you feel is right for you to prepare for receiving your attunement.

Step 2: Set your intention, you may wish to say the following:

"I open to the Universal Peace Consciousness and on behalf of all beings, accept these Perion energies with the intention of bringing unified peace to our earth. Thankyou, thankyou, thankyou."

Step 3: Place the symbol Allalormya directly into the Third Eye Chakra for 15 - 17 minutes. Repeat this process once per day for 4 consecutive days and then rest for 3 days.



Step 4: Closing your energy work with gratitude:

"With peace in my heart I give my sincerest thanks for receiving this attunement and may I expand and radiate these peace frequencies for the benefit of all. Thankyou, Thankyou, Thankyou."

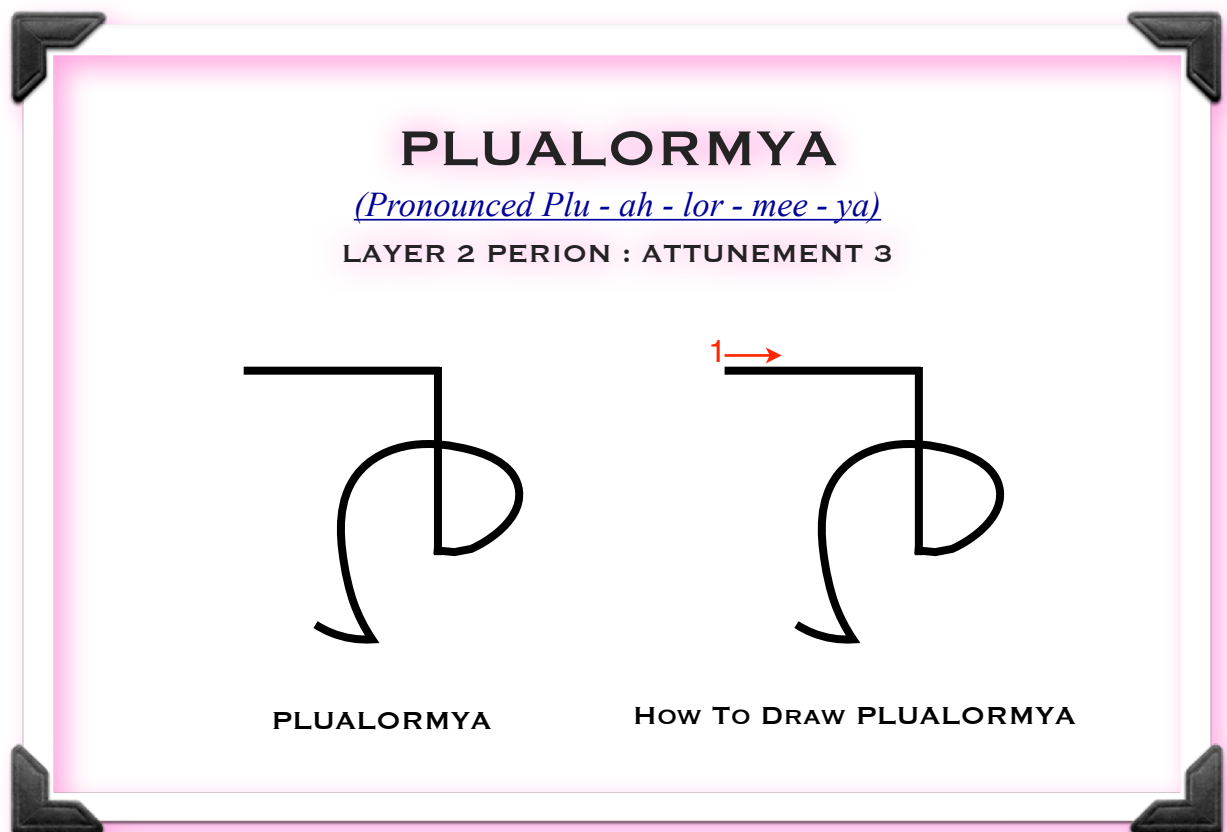
Attunement Three - Days 1 - 4

Step 1: Please do what you feel is right for you to prepare for receiving your attunement.

Step 2: Set your intention, you may wish to say the following:

"I open to the Universal Peace Consciousness and on behalf of all beings, accept these Perion energies with the intention of bringing unified peace to our earth. Thankyou, thankyou, thankyou."

Step 3: Place the symbol Plualormya into the Crown Chakra for 8 - 12 minutes twice a day for four days. Then rest for 3 days.



Step 4: Closing your energy work with gratitude:

"With peace in my heart I give my sincerest thanks for receiving this attunement and may I expand and radiate these peace frequencies for the benefit of all. Thankyou, Thankyou, Thankyou."

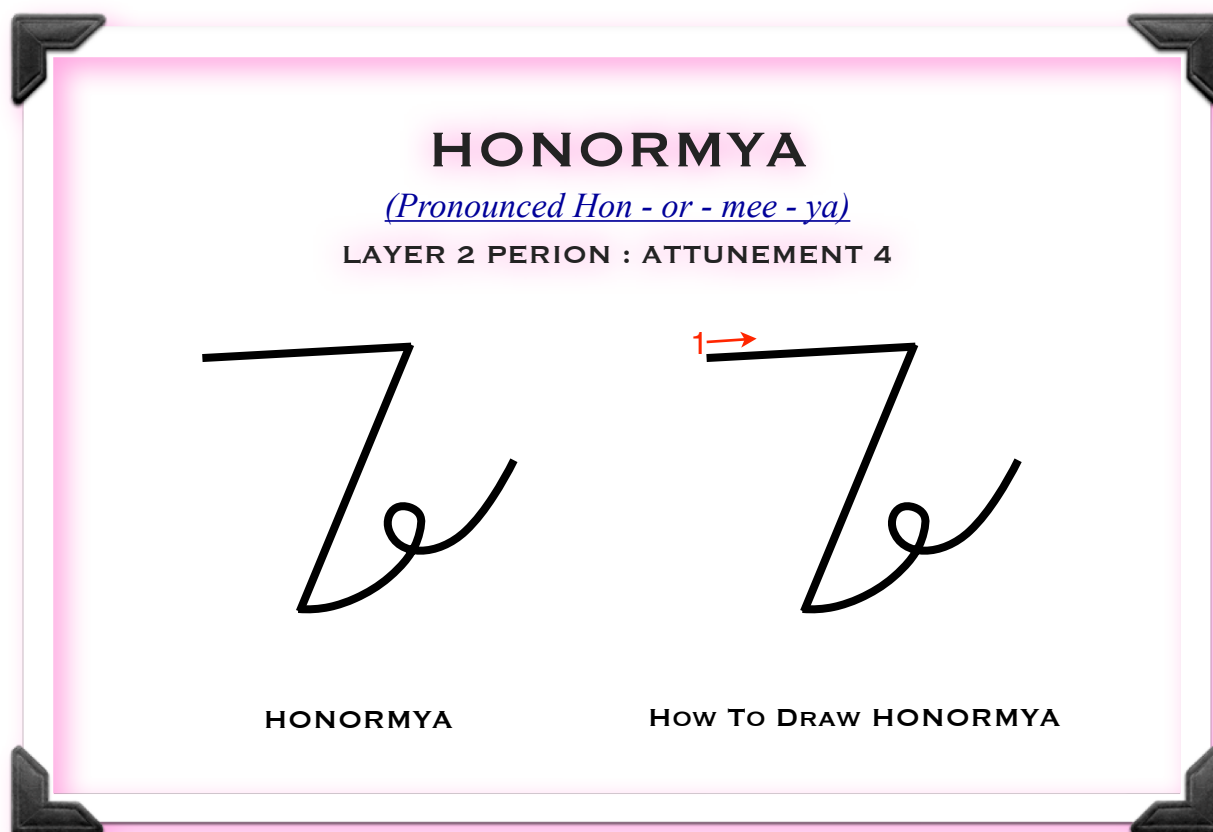
Attunement Four - Days 1 - 4

Step 1: Please do what you feel is right for you to prepare for receiving your attunement.

Step 2: Set your intention, you may wish to say the following:

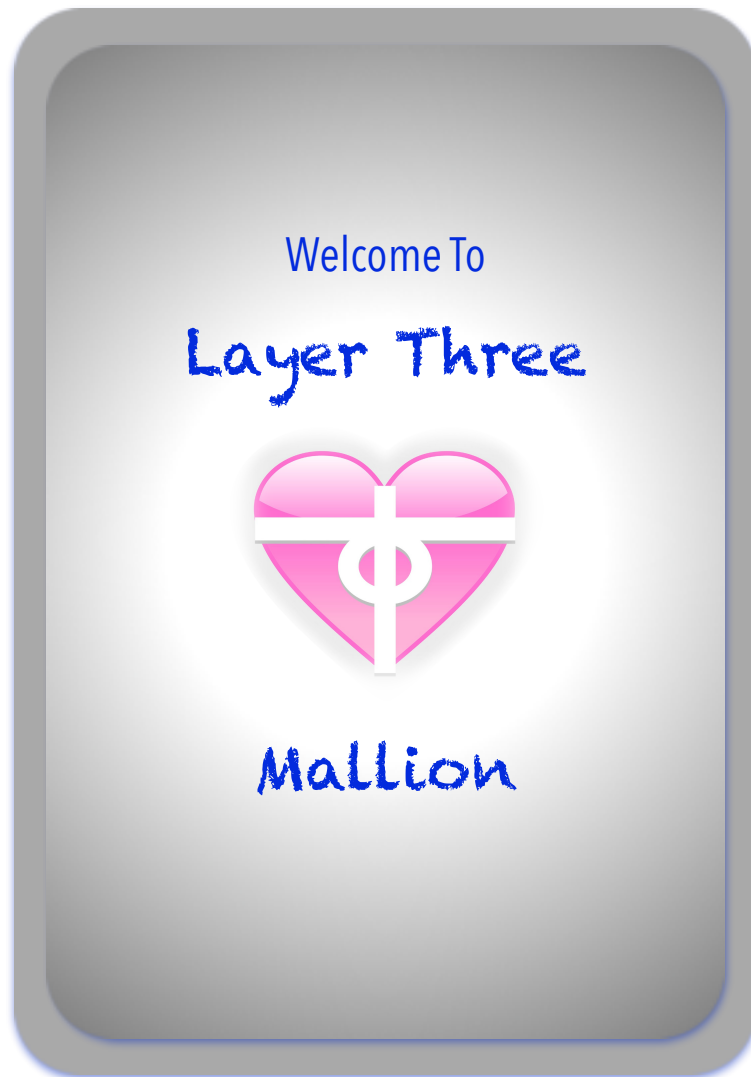
"I open to the Universal Peace Consciousness and on behalf of all beings, accept these Perion energies with the intention of bringing unified peace to our earth. Thankyou, thankyou, thankyou."

Step 3: Place the symbol Honormya into the Feet Chakras (on the soles of both feet) for 17 - 19 minutes. Repeat this process once per day for 4 consecutive days and then rest for 3 days.



Step 4: Closing your energy work with gratitude:

"With peace in my heart I give my sincerest thanks for receiving this attunement and may I expand and radiate these peace frequencies for the benefit of all. Thankyou, Thankyou, Thankyou."





Love Inspiration

Learn • Heal • Awaken

UNIVERSAL PEACE ATTUNEMENTS

LAYER THREE - MALLION

ATTUNEMENTS 1 - 4



Welcome to this new layer of healing & growth!



CONTENTS:

Content	Page
1. Introducing The Third Layer - Mallion	42
2. Instructions For Receiving Your Attunements	43
- Attunement One	44
- Attunement Two	45
- Attunement Three	46
- Attunement Four	47
The Completion Sequence	48

1. INTRODUCING THE THIRD LAYER - MALLION:

As we move into this third layer of The Silver Line energies, we can share with you that this will likely be a month of very deep healing & expansion as we again open up to deeper layers of love & peace.

However this may also mean that there could be some rather deep healing issues being experienced during this time. And as the Guides mention here in the below introduction, this should also be accompanied with much rest & relaxation as you feel necessary.

“Abreast of changes in sight, you are now being prepared for ultimately deep spiritual growth from within. After clearing the energies of illusion you are now ready for expansion and growth at a deep cellular level, requiring a vast period of nurturing and deep development.

This layer three set of energies is a culmination of restorative and rejuvenative energies, allowing one to transform previous darkness and pain at this deep level into light. A continuance of the walkway into a deeper peace consciousness.

At this time there is not much ‘discipline’ required, for this level requires you to be ‘you’. It asks that you regain an understanding deep

to your soul’s purpose, that has been lost in this incarnation. Be patient and loving with yourself and allow the energies to open and develop. Take rest when rest is needed. Heed the light and listen to your body. Many changes are happening deep within and you must give yourself the patience and time to adjust in order to bloom.

Rest, rest, rest. This period of rest is required. Meditation, relaxation exercises and moderate breathing exercises may be of helpfulness to you and your inner body at this time. Breathe and be at peace knowing you are helping the deeper collective consciousness as you move deeper and deeper into your own consciousness.

With the utmost admiration for you and your work, we thank you again deeply for your contribution to benefiting all. With love and all things light.”

~ Equoric



2. INSTRUCTIONS FOR RECEIVING YOUR MALLION ATTUNEMENTS:

The healing attunements for Mallion are received in much the same way as you have just completed in the Perion layer with 4 attunements being received over a 1 month (approx.) period, however there is a completion sequence on day 5 of attunement four included in this level. The below table summarises the process & symbols being worked with during this Mallion healing layer:

Layer Three - MALLION		
Day	Attunement	Symbols
1	One	Peuoc (once per day)
2		
3		
4		
5		~ Day of rest ~
6		~ Day of rest ~
7		~ Day of rest ~
1	Two	Ossuoc (once per day)
2		
3		
4		
5		~ Day of rest ~
6		~ Day of rest ~
7		~ Day of rest ~
1	Three	Pluoc (once per day)
2		
3		
4		
5		~ Day of rest ~
6		~ Day of rest ~
7		~ Day of rest ~
1	Four	Alluoc (once per day)
2		
3		
4		
5		Completion Sequence
6		~ Day of rest ~
7		~ Day of rest ~

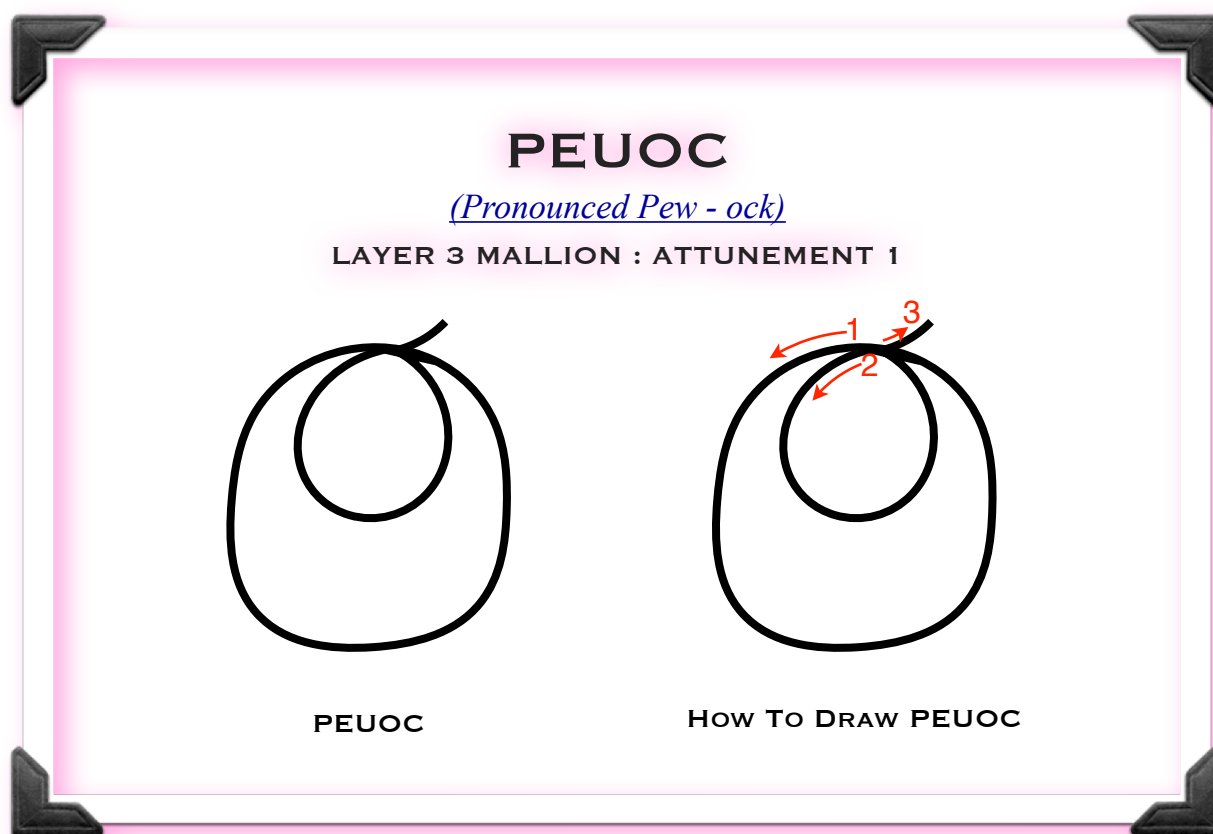
Attunement One - Days 1 - 4

Step 1: Please do what you feel is right for you to prepare for receiving your attunement.

Step 2: Set your intention, you may wish to say the following:

"I open to the Universal Peace Consciousness and on behalf of all beings, accept these Mallion energies with the intention of bringing unified peace to our earth. Thankyou, thankyou, thankyou."

Step 3: Place the symbol Peuoc into the Third Eye Chakra **during the middle of the day** for 12 minutes. Repeat this process once per day for 4 consecutive days and then rest for 3 days.
(Note that 'during the middle of the day' means approximately between 11am and 3pm.)



Step 4: Closing your energy work with gratitude:

"With peace in my heart I give my sincerest thanks for receiving this attunement and may I expand and radiate these peace frequencies for the benefit of all. Thankyou, Thankyou, Thankyou."

Attunement Two - Days 1 - 4


Step 1: Please do what you feel is right for you to prepare for receiving your attunement.

Step 2: Set your intention, you may wish to say the following:

"I open to the Universal Peace Consciousness and on behalf of all beings, accept these Mallion energies with the intention of bringing unified peace to our earth. Thankyou, thankyou, thankyou."

Step 3: Place the symbol Ossuoc into the Heart Chakra **during the middle of the day** for 22 minutes. Repeat this process once per day for 4 consecutive days and then rest for 3 days.

(Note that 'during the middle of the day' means approximately between 11am and 3pm.)



Step 4: Closing your energy work with gratitude:

"With peace in my heart I give my sincerest thanks for receiving this attunement and may I expand and radiate these peace frequencies for the benefit of all. Thankyou, Thankyou, Thankyou."

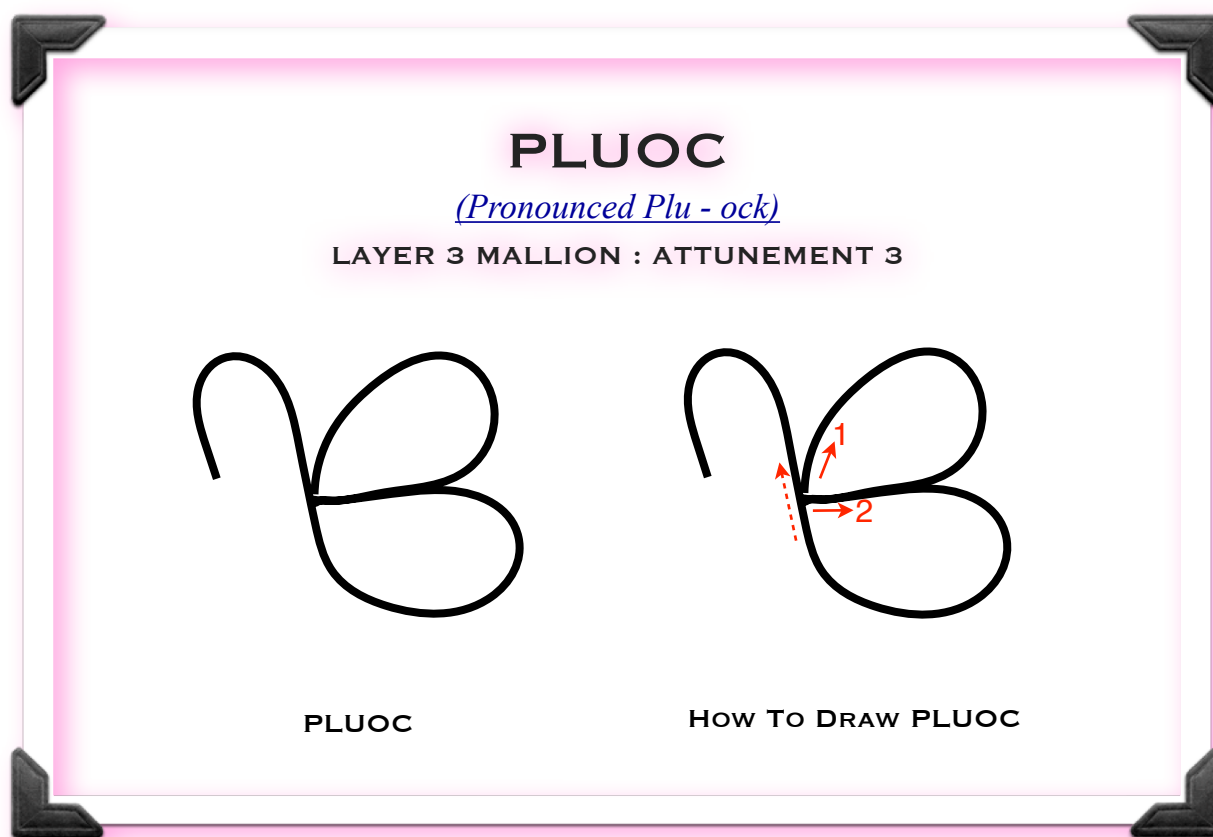
Attunement Three - Days 1 - 4

Step 1: Please do what you feel is right for you to prepare for receiving your attunement.

Step 2: Set your intention, you may wish to say the following:

"I open to the Universal Peace Consciousness and on behalf of all beings, accept these Mallion energies with the intention of bringing unified peace to our earth. Thankyou, thankyou, thankyou."

Step 3: Place the symbol Pluoc into the Heart Chakra **during the middle of the day** for 14 - 17 minutes. Repeat this process once per day for 4 consecutive days and then rest for 3 days.
(Note that 'during the middle of the day' means approximately between 11am and 3pm.)



Step 4: Closing your energy work with gratitude:

"With peace in my heart I give my sincerest thanks for receiving this attunement and may I expand and radiate these peace frequencies for the benefit of all. Thankyou, Thankyou, Thankyou."

Attunement Four - Days 1 - 4

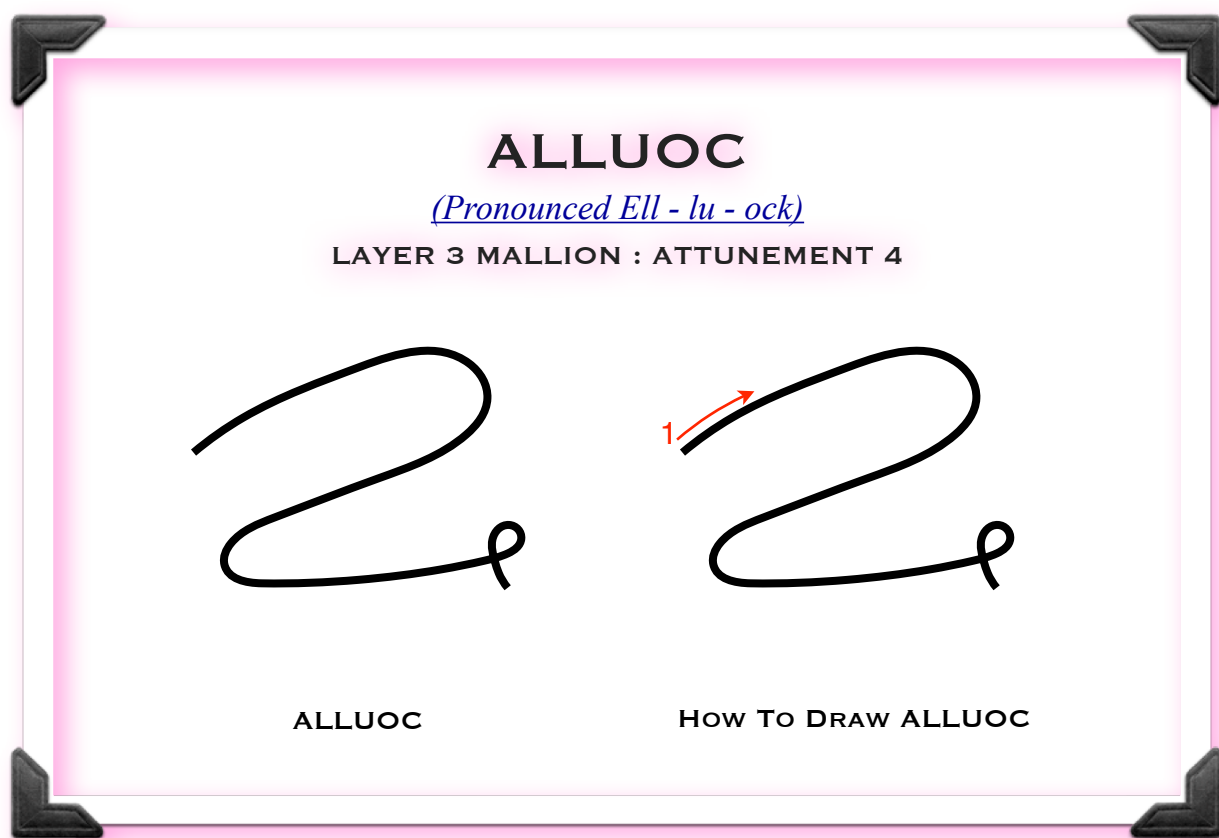
Step 1: Please do what you feel is right for you to prepare for receiving your attunement.

Step 2: Set your intention, you may wish to say the following:

"I open to the Universal Peace Consciousness and on behalf of all beings, accept these Mallion energies with the intention of bringing unified peace to our earth. Thankyou, thankyou, thankyou."

Step 3: Place the symbol Alluoc into the Crown Chakra **during the middle of the day** for 13 minutes. Repeat this process once per day for 4 consecutive days and then rest for 3 days.

(Note that 'during the middle of the day' means approximately between 11am and 3pm.)



Step 4: Closing your energy work with gratitude:

"With peace in my heart I give my sincerest thanks for receiving this attunement and may I expand and radiate these peace frequencies for the benefit of all. Thankyou, Thankyou, Thankyou."

The Completion Sequence (Day 5 of Attunement Four)

As per the instructions received by the Guides, a 'completion sequence' is required on day 5 of attunement 4. Here is the information they gave:

"Here, at the half way marker of The Silver Line, a completion sequence is required on the 5th day of attunement 4. Once, in the middle of the day, place the 4 symbols consecutively into the Heart Chakra for 12 minutes.
Level 3 is now complete."



Please follow the below steps to receive your completion sequence:

Step 1: Please do what you feel is right for you to prepare for receiving the completion sequence.

Step 2: Set your intention, you may wish to say the following:

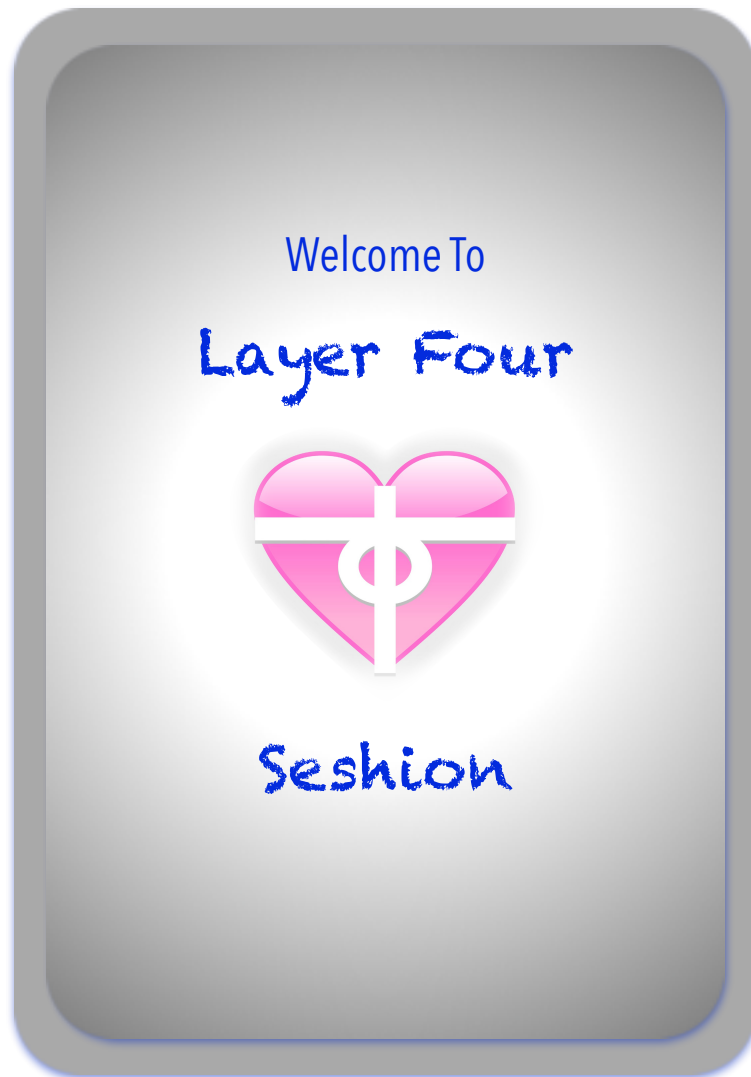
"I open to the Universal Peace Consciousness and on behalf of all beings, accept this Mallion completion sequence with the intention of bringing unified peace to our earth. Thankyou, thankyou, thankyou."

Step 3: Place all 4 symbols consecutively into the Heart Chakra for 10 - 12 minutes during the middle of the day. (Note that 'during the middle of the day' means approximately between 11am & 3pm.)

Step 4: Closing your energy work with gratitude:

"With peace in my heart I give my sincerest thanks for receiving this attunement and may I expand and radiate these peace frequencies for the benefit of all. Thankyou, Thankyou, Thankyou."







Love Inspiration

Learn • Heal • Awaken

UNIVERSAL PEACE ATTUNEMENTS

LAYER FOUR - SESSION

ATTUNEMENTS 1 - 4



Welcome to this new layer of healing & growth!



CONTENTS:

Content	Page
1. Introducing The Fourth Layer Session	51
2. Instructions For Receiving Your Attunements	52
- Attunement One	53
- Attunement Two	54
- Attunement Three	55
- Attunement Four	56

1. INTRODUCING THE FOURTH LAYER - SESSION:

This next layer of love, peace & growth is truly a wonderful & expansive experience. Up until this point, there has been so much healing & growth and at this time, we are now able to access a series of energies known to us as the "love abundance".

And as the Guides explain, it is only through the work & love vibration of many great beings that we are now being presented with this gift. It is with much love & gratitude that we most humbly bow down to this most valuable work!

Please enjoy these words from the Guide Heriouc and may you enjoy connecting and being attuned to these new love abundance frequencies for the benefit of all!

"Welcome to Layer Four; Session.

It is with much love that we welcome you into this next layer of ascension!

For after all the work that has been done so far in order to clear the old, it is now time to burst forward with great abundance into a higher understanding.

The energies of Layer four bring an entirely new and deeper understanding through a ritual of practices that open you to further diversional frequencies, heightening your awareness and deepening your peaceful essence.

For now, we understand that our true peaceful consciousness resides in our love abundance and furthermore within our right to be peaceful and loving human beings. For too many eons we have fought the peace abundance through fear, limitation and diminishing self worth. In all it's essence, we have yet to conquer our own limitations due to a blockage in our love dimension.

Now however, this love dimension has been opened for all those who wish to receive these healing energies and it is through great beings that these frequencies are passed on to you at this time. Never on earth have we seen such paramount, direct, influential love energies and never have we had an opening to receive them so directly and so lovingly.

Layer four therefore brings the key to opening and receiving this love abundance energy that is now available.

You will go through a series of consecutive opening phases which will allow the transition into the love abundance and thus further into the peace consciousness.

With warm abidings and much love abundance."

~ Heriouc



2. INSTRUCTIONS FOR RECEIVING YOUR SESHION ATTUNEMENTS:

The healing attunements of the Seshion layer are received in a slightly different way to the previous two layers in that the attuning energies are now invoked through a combination of mantra / affirmations and symbols. By repeating the mantras as described below, you are able to open yourself up to receiving the new love abundance as described by Heriouc. The table below summarises the healing work required for the Seshion layer:

Layer Four - SESHION		
Day	Attunement	Symbols
1	One	"I am one, I am light"
2		
3		
4		Equeriom (twice)
5		~ Day of rest ~
6		~ Day of rest ~
7		~ Day of rest ~
1	Two	"I am all, I open to all, I receive all"
2		
3		
4		Ipocicom (once)
5		~ Day of rest ~
6		~ Day of rest ~
7		~ Day of rest ~
1	Three	"I embrace the love abundance in my infinite power, thank you"
2		
3		
4		"I am love"
5		~ Day of rest ~
6		~ Day of rest ~
7		~ Day of rest ~
1	Four	Setting your intention to receive the "love abundance"
2		
3		
4		
5		~ Day of rest ~
6		~ Day of rest ~
7		~ Day of rest ~

Attunement One - Days 1 - 3

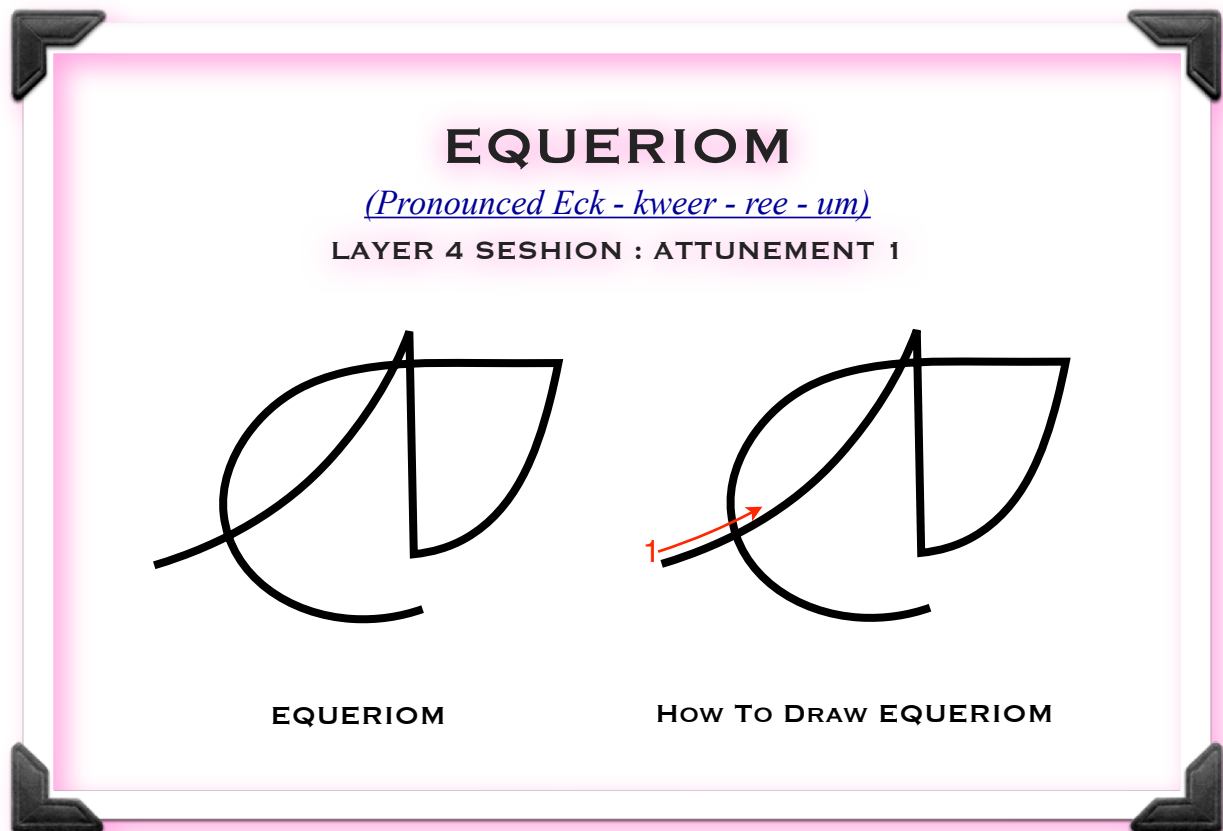
"Opening To The New Light" - Please recite the following mantra as many times as possible throughout the day & night for three consecutive days.

"I am one, I am light."

Attunement One - Day 4

Please prepare yourself as you would normally and set your intention to open up to receive the energies of the Seshion layer - Attunement 1. As you feel ready, place the symbol Equeriom into the Third Eye Chakra for 3 - 5 minutes. This should be done twice on day 4.

As you finish this symbol practice, you are now able to rest for a minimum of 3 days whilst the energies settle and digest into your consciousness and then move onto the next attunement as you feel ready.



Attunement Two - Days 1 - 3


"Embedding The New Light" - Please recite the following mantra as many times as possible throughout the day & night for three consecutive days.

"I am all, I open to all, I receive all"

Attunement Two - Day 4

Please prepare yourself as you would normally and set your intention to open up to receive the energies of the Seshion layer - Attunement 2. As you feel ready, place the symbol Ipicicom into the Heart Chakra for 3 - 5 minutes. This should be done once on day 4.

As you finish this symbol practice, you are now able to rest for a minimum of 3 days whilst the energies settle and digest into your consciousness and then move onto the next attunement as you feel ready.



Attunement Three - Days 1 - 3


"Loving The Light" - Please recite the following mantra as many times as possible throughout the day & night for three consecutive days.

*"I embrace the love abundance
in my infinite power, thank you"*

Attunement Three - Day 4

Please recite the following mantra as many times as possible throughout day 4 and then after this, you may enjoy another 3 day rest period as the attuning energies settle into your consciousness.

"I am love"



Attunement Four - Days 1 - 4

"Utilising The Love Light Abundance" - Please complete the following process once each day for four consecutive days.

Step 1: Please do what you feel is right for you to prepare for receiving your attunement.

Step 2: Please recite the following:

"With the highest possible intention of benefitting all beings, I ask to be attuned to the love abundance frequency. I open and surrender myself. I honour myself in full abundance and am worthy of being one with the love abundance. With sincere gratefulness, on behalf of the collective consciousness, thank you, thank you, thank you."

Step 3: Now sit for 12 - 15 minutes after reciting to allow the energies to be received from the invocation. This entire process is to be repeated once per day for four consecutive days. Once you have finished this practice, please take rest for a minimum of 3 days.

(Please lovingly remember that this 3-day resting timeframe is indeed required - and is very important for the digestion & assimilation of the energies. For more information on the importance of the Ascension Pathway resting timeframes please [see this FAQ.](#))







Love Inspiration

Learn • Heal • Awaken

UNIVERSAL PEACE ATTUNEMENTS

LAYER FIVE - CLEPTHION

ATTUNEMENTS 1 - 4



Welcome to this new layer of healing & growth!



CONTENTS:

Content	Page
1. Introducing The Fifth Layer - Clepthion	59
2. Instructions For Receiving Your Attunements	60
- Attunement One	61
- Attunement Two	61
- Attunement Three	61
- Attunement Four	61

1. INTRODUCING THE FIFTH LAYER - CLEPHTHION:

With much love & light, we welcome you to this penultimate layer of The Silver Line where we are now able to clear yet more space for the love abundance to grow and blossom from within. To introduce this healing layer to you, please enjoy these deeply loving words from The Hesorian Five.



“It is with remarkable love capacity that we congratulate you on attaining the love abundance for the benefit of all. It is also with great pride that we acknowledge your quest to date, through many layers, ups, downs and intricacies - you have prevailed.

We offer our sincere love blessings to you.

And so, with deep love we welcome the deepest of your being to this remarkable level, Layer Five. Having obtained the light of love abundance, this beautiful and harmonising layer will enable you to expand your connection to the love abundance; opening further, harmonising and blissfully bringing the love “home”, entirely and infinitely for the benefit of all.

During this layer, many elements will be removed that no longer serve you, in order to make way for the expansion. Many attachments and ego-clinging ideals, many physical possessions or ideas, many untruths, illusions and dark seeds that have been embodied out of fear or resistance.

This is indeed a time to shine, a time to reflect and a time to give back.

Throughout this course (layer five) there will be many opportunities to surrender these different aspects, these buried untruths; so keep your consciousness aware of any feelings, limitations or beliefs coming to the surface that may be rising up out of the darker depths of your being - becoming ready for release.

The great expanse of the love abundance is being welcomed further and further into your being until it becomes a clear TRUTH; an embedded and embodied internal power of love and a light that beckons an unfathomable level of peace. A one-light that merges all love, all peace and all abundance for the infinite benefit of all. May you shine your love abundance in full capacity for the unwavering benefit of all. And may countless beings reap what you sow in infinite abundance.”

~ The Hesorian Five

2. INSTRUCTIONS FOR RECEIVING YOUR CLEPTHION ATTUNEMENTS:

As you have just read, these Clepthion energies help us to release yet another layer of our impurity, negative feelings, limitations and our darkness as we continue our healing work at a very deep level.

You will notice here that there are again some slight differences from the previous healing layers. In this layer when we receive these attunements, we will be reciting a very simple invocation over the month period whilst receiving the healing & attuning energies into our consciousness. Please find below a summary of the attunement practices for Clepthion:

Layer Five - CLEPTHION		
Day	Attunement	Symbols
1	One	"I deeply honour & respect the love abundance" (once per day)
2		
3		
4		
5		~ Day of rest ~
6		~ Day of rest ~
7		~ Day of rest ~
1	Two	"I deeply honour & respect the love abundance" (once per day)
2		
3		
4		
5		~ Day of rest ~
6		~ Day of rest ~
7		~ Day of rest ~
1	Three	"I deeply honour & respect the love abundance" (once per day)
2		
3		
4		
5		~ Day of rest ~
6		~ Day of rest ~
7		~ Day of rest ~
1	Four	"I deeply honour & respect the love abundance" (once per day)
2		
3		
4		
5		~ Day of rest ~
6		~ Day of rest ~
7		~ Day of rest ~

Attunements One, Two Three & Four - Days 1 - 4

For all four attunements, please complete the following exercise once per day for four consecutive days and then rest for 3 days. As explained by the Guides:

"This exercise simply builds the space for the love abundance to blossom within you.

*Do not underestimate the power of this simple exercise
- you have done the work to achieve this level!*

Enjoy it."



Step 1: Sit in meditative mode (to relax) - 3 minutes.

Step 2: Ask for the love abundance to be expanded (in your own words).

Step 3: Place the index finger on the tip of the nose (with either hand) and draw your attention to the nose. Now recite the following:


*"I deeply honour and respect the love abundance,
I deeply honour and respect the love abundance,
I deeply honour and respect the love abundance."*

Step 4: Close by sitting in meditative mode - 3 minutes (or more if you wish to).

So again, this attunement process is to be repeated for attunement 1, attunement 2, attunement 3 and attunement 4 and this will help you to expand your love abundance and clear yet more space within yourself for this beautiful and abundant love energy to blossom. Please be sure to take your 3 day rest breaks in between so that the appropriate space can be cleared from within you!

This simple exercise will indeed help to bring a beautiful array of divine healing energies into your consciousness so as the Guides have said - enjoy it!

When you have completed these four attunements, you are then ready to move into the final layer of The Silver Line energies, one which assimilates & compounds all the healing energies received to date!





Love Inspiration

Learn • Heal • Awaken

UNIVERSAL PEACE ATTUNEMENTS

LAYER SIX - HARMONION

ATTUNEMENTS 1 - 4

Welcome to this new layer of healing & growth!



CONTENTS:

Content	Page
1. Introducing The Final Layer - Harmonion	64
2. Instructions For Receiving Your Attunements	65
- Attunement One	66
- Attunement Two	67
- Attunement Three	68
- Attunement Four (Compilation Sequence)	69
Important Courses & Recommendations	70
Advanced Usui & Kundalini Courses (Optional)	71
Ascension Healing Boosters	72
Final Comments	73

1. INTRODUCING THE FINAL LAYER - HARMONION:

With all of our love & gratitude, we welcome you to this final layer of The Silver Line practices and we wish to most graciously congratulate you on what has now been an epic journey of healing, purification and love abundance! To introduce this final layer, let us now hear from our final Guide in this series - Achritotes:

“With wondrous excitement and with utmost humble grace, we congratulate you on reaching the final stages of The Silver Line. For some time now, you have barraded through barriers, worked on inner demons, fought the dark consciousness patterns and meandered your way towards this final pinnacle of light. We deeply and whole-heartedly thank you for your continued journey towards this Silver Line.



Layer Six is a deeply compounding layer, allowing the assimilation of all energies received to date. It is the crowning glory, the pinnacle, the final marker point which enables you to embrace and become one with the love abundance. It is the Silver Line of love abundance & peaceful co-existence. A line that marks the extraordinary efforts of your true peaceful consciousness to emerge, blossom and unite with all.

You may now, at this time, give yourself a deep bow of congratulations however keep it humble - and graceful for this layer will test your resolve. Are you up to the challenge of carrying the love abundance flame and lighting it within others? Once we hold or embrace our love abundance then this naturally flows for the benefit of others. Bear this in mind throughout your layer 6 practices as they may indeed push more buttons as you are tested to fully embrace your love abundance and peaceful consciousness being.

There are many layers within layers to this level so please keep your practice up to date as you work through it, preferably with no gaps between days as the energies must compound from one day to the next.

There are not always words in the human language to decipher such high realisations so we will leave you here, knowing that you will draw your own deepened understandings as you progress. May all of the layer 6 Harmonion energies guide you on your way, keep you in good stealth and practice, and lead you through The Silver Line for the benefit of all.

Go well with blessings Silver.”

~ Achritotes

2. INSTRUCTIONS FOR RECEIVING YOUR HARMONION ATTUNEMENTS:

For this final layer of healing & completion, the attunement practices again move back to the idea of working with symbols to invoke the required attunement & healing energies. You will notice here however that the fourth attunement is actually a "compilation sequence" which helps to assimilate all of the 'The Silver Line' energies as described to us by Achritotes. May you enjoy these beautiful and uplifting energies and may they help to bring much love, peace & harmony in your life, for the benefit of all! The below table summarises the attunement practices for this final Harmonion layer

Layer Six - HARMONION		
Day	Attunement	Symbols
1	One	Alturtion (three times per day)
2		
3		
4		~ Day of rest ~
5		
6		
7		
1	Two	Elmersion (three times per day)
2		
3		
4		~ Day of rest ~
5		
6		
7		
1	Three	Aluvition (twice per day)
2		
3		
4		~ Day of rest ~
5		
6		
7		
1	Four	Compilation Sequence Alturtion + Elmersion + Aluvition (once per day)
2		
3		
4		Recite Invocation (once per day)
5		
6		
7		
1 - 21	-	3 weeks rest

Attunement One - Days 1 - 4

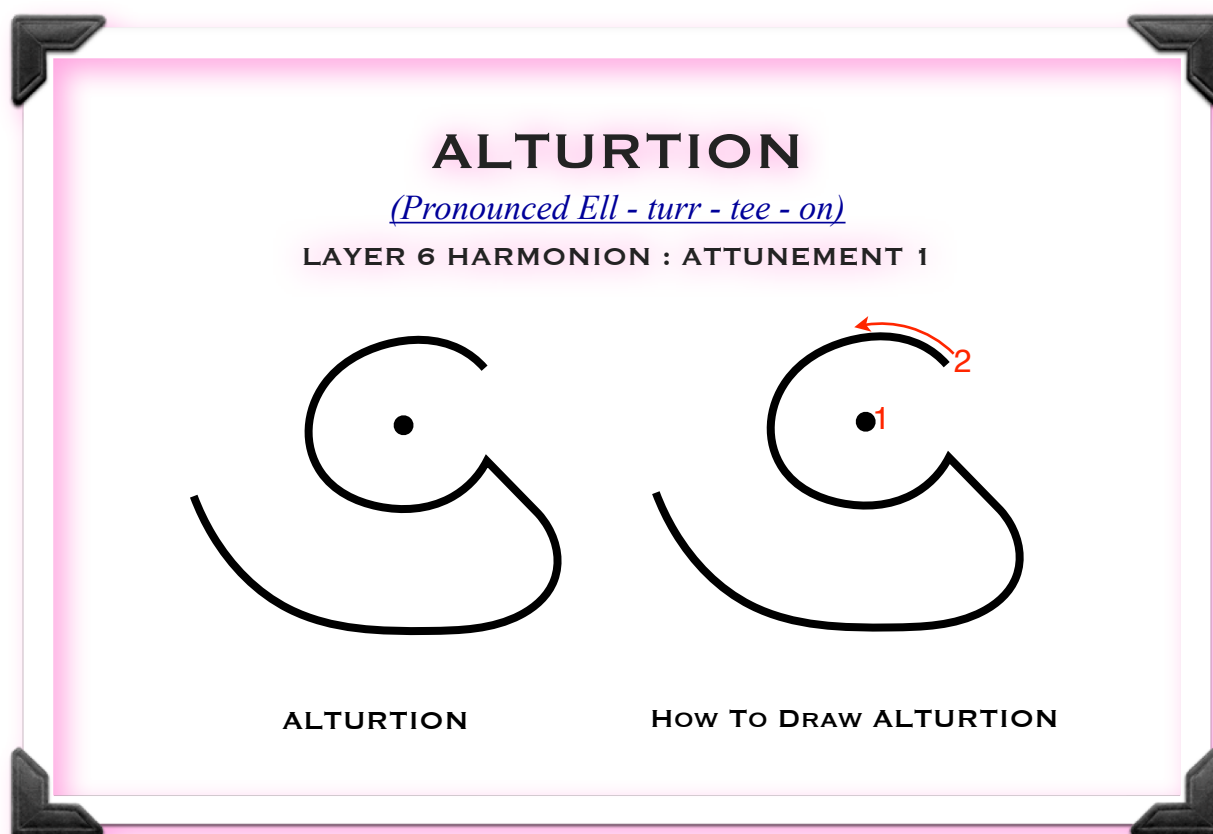
Step 1: Please do what you feel is right for you to prepare for receiving your attunement.

Step 2: Set your intention, you may wish to say the following:



"I open to the Universal Peace Consciousness and on behalf of all beings, accept these Harmonion energies with the intention of bringing unified peace to our earth. Thankyou, thankyou, thankyou."

Step 3: Place the symbol Alturtion into the Heart Chakra for 5 minutes and then into the Third Eye Chakra for 5 minutes. Repeat this process three times per day for 4 consecutive days and then rest for 3 days.



Step 4: If you wish to also, you may close your energy work with gratitude:

"With peace in my heart I give my sincerest thanks for receiving this attunement and may I expand and radiate these peace frequencies for the benefit of all. Thankyou, Thankyou, Thankyou."

Attunement Two - Days 1 - 4

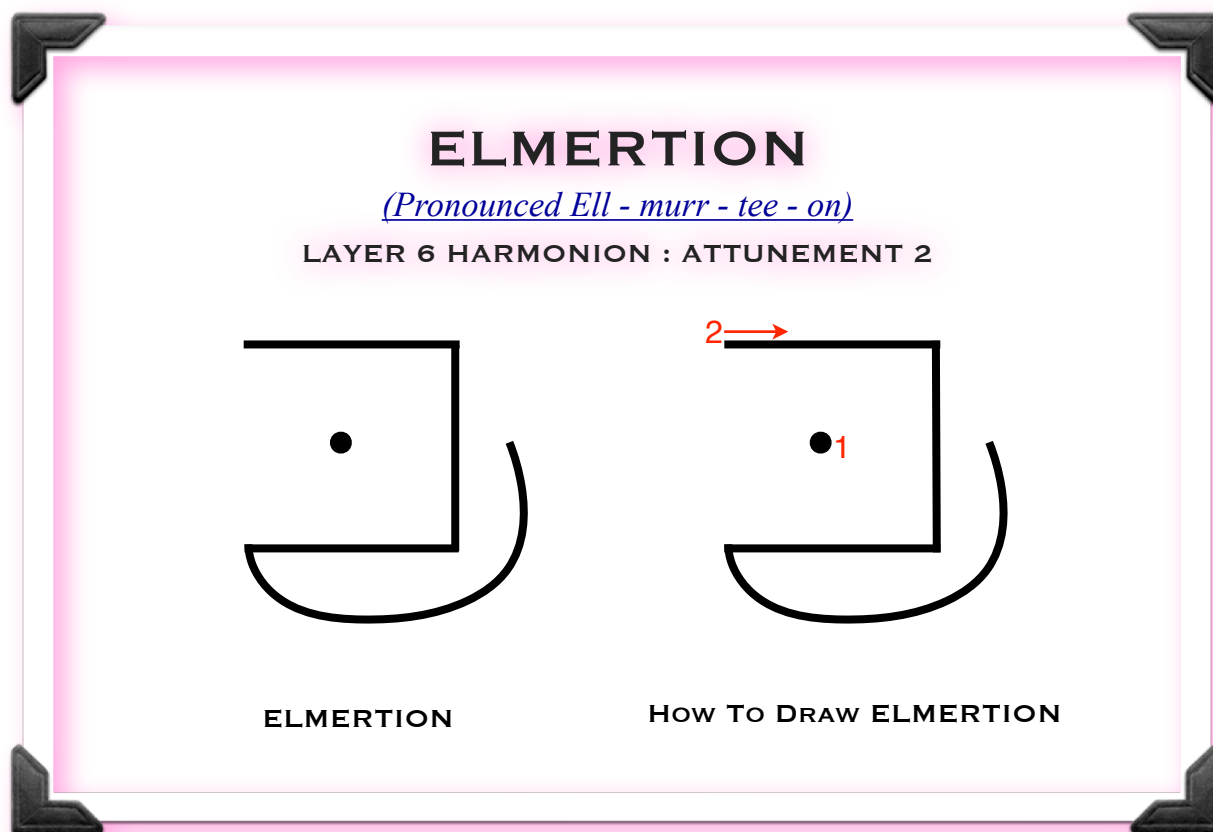
Step 1: Please do what you feel is right for you to prepare for receiving your attunement.

Step 2: Set your intention, you may wish to say the following:

"I open to the Universal Peace Consciousness and on behalf of all beings, accept these Harmonion energies with the intention of bringing unified peace to our earth. Thankyou, thankyou, thankyou."



Step 3: Place the symbol Elmertion into the Solar Plexus Chakra for 5 minutes and then into the Heart Chakra for 5 minutes. Repeat this process three times per day for 4 consecutive days and then rest for 3 days.



Step 4: If you wish to also, you may close your energy work with gratitude:



"With peace in my heart I give my sincerest thanks for receiving this attunement and may I expand and radiate these peace frequencies for the benefit of all. Thankyou, Thankyou, Thankyou."

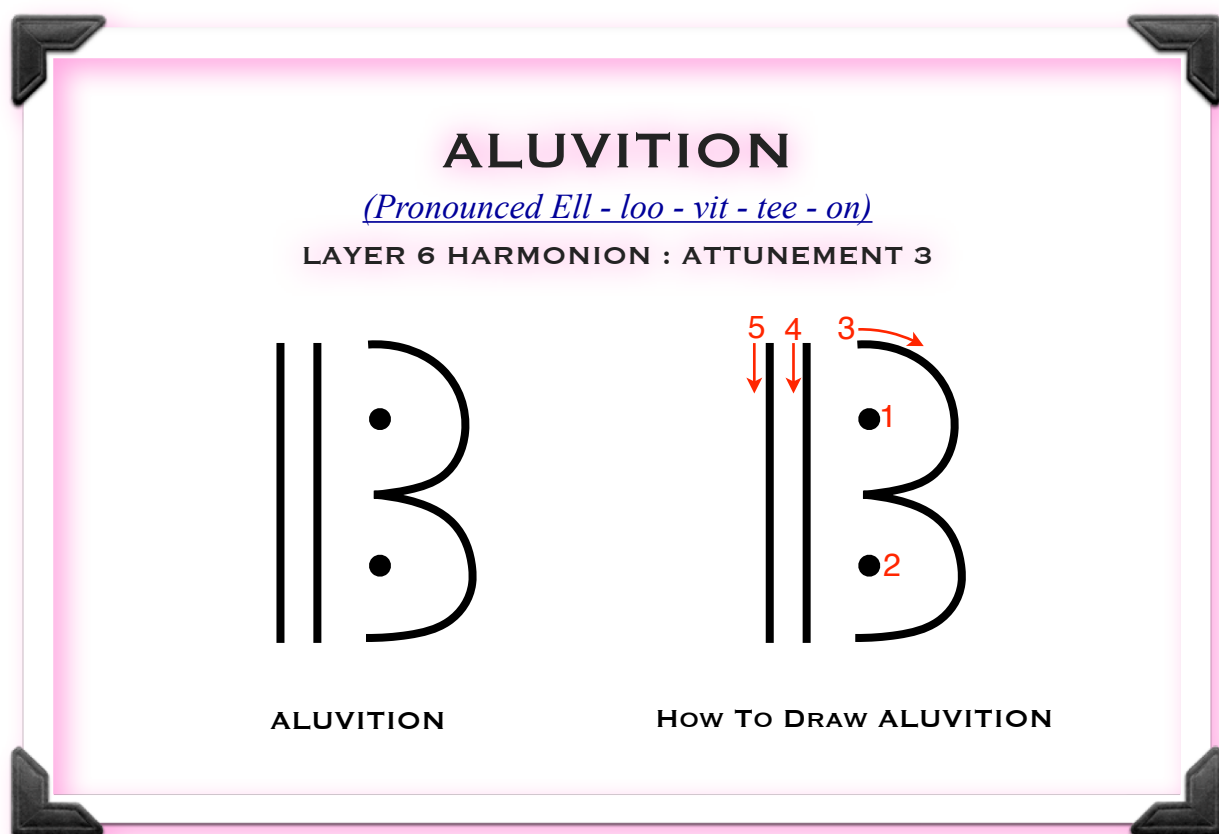
Attunement Three - Days 1 - 4

Step 1: Please do what you feel is right for you to prepare for receiving your attunement.

Step 2: Set your intention, you may wish to say the following:

"I open to the Universal Peace Consciousness and on behalf of all beings, accept these Harmonion energies with the intention of bringing unified peace to our earth. Thankyou, thankyou, thankyou."

Step 3: Place the symbol Aluvition into the Crown Chakra for 12 minutes. Repeat this process twice per day for 4 consecutive days and then rest for 3 days.



Step 4: If you wish to also, you may close your energy work with gratitude:

"With peace in my heart I give my sincerest thanks for receiving this attunement and may I expand and radiate these peace frequencies for the benefit of all. Thankyou, Thankyou, Thankyou."



Attunement Four: (Compilation Sequence) - Days 1 - 4

Step 1: Please do what you feel is right for you to prepare for receiving the compilation sequence.

Step 2: Set your intention, you may wish to say the following:

"I open to the Universal Peace Consciousness and on behalf of all beings, I accept this compilation sequence with the intention of bringing unified peace to our earth. Thankyou, thankyou, thankyou."

Step 3: Place the symbols Alturtion, Elmertion & Aluvition into the Crown Chakra for 12 minutes and sit for 5 minutes (or more) after completing. Repeat this process once per day for 4 consecutive days and then complete the following practices for days 5, 6 & 7.

Compilation Sequence - Days 5, 6 & 7

Step 1: Please do what you feel is right for you to prepare for receiving the compilation sequence.

Step 2: Recite the following:

"With love, I walk The Silver Line, offering my love abundance & peace consciousness for the benefit of all. I give my sincerest thanks to all those who have helped me on my journey and offer them my true love-being. May I radiate The Silver Line energies in full capacity and consciousness so that I may truly be free, harmonious and peaceful. May my true love abundance connect with all those who need it and may I be a beacon of peace for all. May the light of my consciousness continue to grow for the infinite benefit of all. Thankyou, thankyou, thankyou."

Repeat this invocation once per day for three days (days 5, 6 & 7).



Congratulations!

You have now completed
Pathway To Light - The Silver Line!

*** 3 weeks rest before commencing New Blue Moon**

(Please lovingly remember that this 3-week resting timeframe is indeed required - and is very important for the digestion & assimilation of the energies before commencing Volume 3. For more information on the importance of the Ascension Pathway resting timeframes please [see this FAQ.](#))


IMPORTANT COURSES & RECOMMENDATIONS:

As you reach this point, you have now completed The Silver Line series of energies and with this, we wish to firstly congratulate you for this wonderful ascension based healing work!

From here, the Guides have prescribed a minimum waiting period of 3 weeks before you are able to move into the New Blue Moon volume of energies so within this next 3 weeks, we would like to strongly suggest and highly recommend two courses which will help you to prepare for your onward journey to ascension.

► 1) The Syon Cleanse

The Syon Cleanse can be received very easily in around 1 - 2 days and is a very simple cleanse that can help you to cleanse away many old or unwanted energies from within.



The Syon Cleanse is particularly important here because as you progress through these Ascension Pathways, you will be starting to move into a far higher vibrational frequency of ascension based energies. As you do this, it becomes more and more important to cleanse regularly and with the right cleansing tools.

Therefore, in this way, the Syon Cleanse will be providing you with the necessary basics so that you can step forwards into the higher and more advanced cleansing energies of the Advanced Syon Cleanse, The Triple Advanced Syon Cleanse and the Master Syon Cleanse (noting that these Advanced Syon Cleanses are a very important part of this Ascension Pathway).

So in other words, the first Syon Cleanse will be helping to provide you with the preliminary Syon Cleanse energies steps so that you can move into the more advanced cleansing energies at a future point of your Ascension Pathway. And as we've just mentioned, the Advanced Syon Cleansing energies will be of great service to you as you continue to progress!

So please, we would like to highly recommend that you use this 3 week resting period here to firstly receive [The Syon Cleanse](#). This course is available freely and with love on our website and we hope that you will enjoy receiving these energies with much love & gratitude!

► 2) Maitrijusha & Maitrijusha-Ni

Another very important teaching for us to recommend here as you complete your Silver Line journey is the [Maitrijusha Master Levels Symbols Course](#). This first level of the Maitrijusha Series (Volume 1 - Maitrijusha & Maitrijusha-Ni) allows you to open up and receive two very special and wonderful healing symbols that will be helping you to magnify and intensify certain Higher Consciousness frequencies.

This Volume 1 - Maitrijusha & Maitrijusha-Ni course can be completed in around 12 days and the Guides have prescribed that **each person should wait for around 1 - 2 weeks after completing The Silver Line before receiving the Maitrijusha energies** to allow The Silver Line energies to be assimilated. *(Note that this 1-2 week period is specifically given for those completing The Silver Line and that you do not need to wait the full 21-days as per the prerequisite stated at the beginning of the Maitrijusha ebook - unless of course you want to!).*

PATHWAY TO LIGHT - THE SILVER LINE

UNIVERSAL PEACE ATTUNEMENTS

Therefore, once you have completed The Silver Line, you will be able to start by receiving the Syon Cleanse as soon as you wish to. Alternatively, you may wish to take a few days break (or more!) to enjoy The Silver Line energies settling into your consciousness? This could also be a good option.

Whatever the case may be for you, once you have completed The Syon Cleanse, you will then be able to receive the Maitrijusha & Maitrijusha-Ni energies at some stage after this whilst being sure to wait the full 1 - 2 weeks from the date of your Silver Line completion.



By receiving the Maitrijusha energies, your energy field will then be fully prepared for the higher Maitrijusha energies that are still waiting for you as you progress through your Ascension Pathway.

Therefore, in the same way as The Syon Cleanse is an important preliminary course for you at this stage, the Maitrijusha energies are an equally important complement to the Ascension Pathways! This will likely make more sense to you as you progress through this Ascension Pathway but for now, we kindly ask that you do indeed receive this first Maitrijusha Master Level Symbols Course here in preparation for that which is still to come.


ADVANCED USUI & KUNDALINI COURSES (OPTIONAL):

If you have been completing Usui Reiki and/or Kundalini Reiki on your healing journey to date, then we are delighted to offer you our warmest congratulations for having now completed the Ascension Pathway prerequisite for the below advanced level courses.

► **Advanced Kundalini Healing (Levels 4-9)** ([📖 download ebook here](#))

Ebook Prerequisites:

1. Have completed Kundalini Reiki Levels 1, 2 and 3
2. Have completed either of the Ascension Pathway ebooks:
 - a) The Unified Pathway To Light (Volume 2) OR
 - b) The Pathway To Light (Volume 2)



► **Advanced Usui Healing (Levels 4-6)** ([📖 download ebook here](#))

Ebook Prerequisites:

1. Have completed Usui Reiki Levels 1, 2 and 3 (*either Master Healer or Master Teacher*)
2. Have completed either of the Ascension Pathway ebooks:
 - a) The Unified Pathway To Light (Volume 3) OR
 - b) The Pathway To Light (Volume 2)



If you have not yet started Usui Reiki or Kundalini Reiki and would like to, please visit the [Usui Reiki webpage](#) and/or [Kundalini Reiki webpage](#) to view or download the Level 1 ebook. (Note that any Usui & Kundalini Reiki courses are completely optional and are not a compulsory part of the Ascension Pathway, however we're sure you will enjoy them should you choose to take them up!)


ASCENSION HEALING BOOSTERS:

At this point on your Ascension Pathway, having now completed Volume 2 of Pathway To Light, we would like to remind you about [Ascension Healing Boosters](#) (AHBs). Some of you may have already signed up for one (or more) previously, but if you have not yet done so, now is a wonderful time to consider them! Ascension Healing Boosters are a way for you to 'boost' your healing journey by helping to remove your obstacles & karmic debris and also by providing you with opportunities to accelerate your Ascension Pathway journey.

We would like to reintroduce these energies here, relatively early on in your pathway, so that you can make the most of these divine opportunities being given by Higher Consciousness. Below is further information but you can find all the information on the [Ascension Healing Booster webpage](#).

Ascension Healing Boosters are an optional, payment-required ceremonial boost of energies for which bookings are required, and are available over eight different levels:

- Ascension Healing Booster
- Ascension Healing Booster II
- Ascension Healing Booster III
- Grand Ascension Healing Booster IV
- Grand Ascension Healing Booster V
- Grand Ascension Healing Booster VI
- Grand Ascension Healing Booster VII
- Grand Ascension Healing Booster VIII



The powerful 'boost' of an AHB provides each recipient with a substantial influx of divine healing frequencies so that they can reach an entirely new level of growth, expansion and purity on their divinely unique journey forwards. These energies are 'precisely tailored' to each individual and they work in conjunction with the Love Inspiration Ascension Healing energies:

“Once the AHB has been initiated, the results form a new level of radiance upon which each Ascension Healing (or Di/Tri-Ascension Healing) thereafter is dramatically shifted to an elevated level.”

AHBs can be particularly helpful for those who are experiencing a deep healing crisis or for those who wish to take a "palpable leap" forwards. AHBs are completely optional and are not a compulsory part of the Ascension Pathway; they are just an additional extra for those who would like extra help / acceleration on their journey.

If you would like to sign up for an AHB, please visit the [Ascension Healing Booster webpage](#). As places for each event are limited to only 10 recipients, it is a good idea to book in advance. Be sure to check out the table on the webpage as well, as this highlights all the acceleration opportunities that are available once you have received some AHBs. Wonderful!

Overall, the Ascension Healing Boosters are an incredible and beautiful gift from Higher Consciousness and we bow in divine gratitude for these amazing gifts. To see more ways to accelerate your Ascension Pathway journey, please also be sure to visit the [Accelerate Your Pathway](#) webpage. May these acceleration opportunities benefit all!


FINAL COMMENTS:

Having now reached the finale to The Silver Line energies, you have no doubt been guided through many, many different healing issues, learning experiences and higher realisations. You have now let go of and released many types of darkness, impurity and attachments from within and you are now an even brighter and more radiant light in this world!

We wish to again offer you our sincerest and utmost congratulations on making it to this new pinnacle of love, peace & light and we wish you a wonderful onward journey towards lighter and more harmonious frequencies in your life.

We understand that it can be often very difficult to face your own internal darkness and to work through these different kinds of healing issues (in a very small period of time) however equally so, we understand that it is only through your own courage, determination & hard work that you can start to enjoy the delicious fruits as you continue to progress!

If you would like a certificate for completing Pathway To Light - Volume 2 - The Silver Line, please click on the link to be taken to our website where you can [download a certificate](#) for this course in PDF format. Simply print it out and fill it in as you wish. Congratulations!



Looking forwards then and it is with great distinction and our heartfelt blessings that we invite you into the next volume of this Ascension Pathway - [New Blue Moon](#). This new series of energies is split into three phases, each of which having a very specific ascension role.



These beautiful New Blue Moon energies & attunements can start to be received and enjoyed **from 3 weeks** after completing The Silver Line. We hope that you will enjoy continuing to move forwards on this Ascension Pathway and may it bring much love, light and purity into your life! *(Please lovingly remember the importance of completing the resting days. For more information [see this FAQ](#).)*

As we've mentioned in the previous sections, before you move into the New Blue Moon energies, we strongly recommend that you use this 3 week waiting time to complete both [The Syon Cleanse](#) and the [Volume 1 - Maitrijusha & Maitrijusha-Ni](#) course.

These are both very important preliminary courses that will help to make things much easier for you as you continue to progress into the higher ascension energies of the Elemental Attunements, and beyond!

And also, if you haven't done so already, you may like to sign up for an [Ascension Healing Booster](#) to help accelerate your healing journey. Or to check out all future ebook acceleration opportunities, feel free to visit the [Accelerate Your Pathway](#) webpage.



Finally, it has been our honour and privilege to share these beautiful, peaceful and deeply loving Silver Line energies with you and we can only hope that these energies will continue to touch many on their pathways forward.

May your journey forwards into New Blue Moon or Maitrijusha & Maitrijusha-Ni (whichever you choose next) be filled with light, grace and harmony for the benefit of all and we send you our deepest love & blessings for a beautiful onward journey.




“May all beings realise the true essence of their
love vibration & may we all realise the infinitely
divine purity that lies within us all!”



With Divine Love & Abundance,

**LOVE INSPIRATION &
MAITRI FOUNDATION**





WOULD YOU LIKE TO HELP?

You have received these energies and teachings freely and with love due to the humble and altruistic grace of our donors, sponsors, teachers & translators. If you have enjoyed these energies and would like to help make them continually and freely available for others to heal, grow and awaken from, we lovingly invite you to help in the following ways:

- 💖 [MAKE A DONATION](#)
- 💖 [SPONSOR AN EBOOK](#)
- 💖 [HELP US FUNDRAISE](#)
- 💖 [DONATE A HEALING SESSION](#)
- 💖 [DONATE A REIKI EVENT](#)
- 💖 [SHARE WITH OTHERS](#)
- 💖 [TRANSLATE FOR OTHERS](#)
- 💖 [BECOME A TEACHER](#)
- 💖 [WRITE A TESTIMONIAL](#)
- 💖 [HELP US IMPROVE](#)

Your help enables Love Inspiration to continue offering ebooks and courses freely for the infinite benefit of all.

Blessings & Thankyou,
LOVE INSPIRATION & MAITRI FOUNDATION

FOR THE BENEFIT OF ALL

May all be absolutely & infinitely happy and free from suffering