

Universal Reiki Series

EARTH BALANCE REIKI



Love Inspiration & Maitri Foundation

Balances the body and
harmonises it with the Earth



Love Inspiration

Learn • Heal • Awaken

FOR THE INFINITE BENEFIT OF ALL
May all beings live in perfect balance and harmony.



Copyright © Love Inspiration

Prerequisites For This Ebook



Welcome!

Please ensure that before you begin this Earth Balance Reiki course you:

- 1) Have completed Usui Reiki Level 3a, Reiki Master Healer as a prerequisite.
- 2) Have allowed yourself a minimum of 21 days from the completion of:
 - any [Ascension Pathway](#) attunement and/or
 - any Love Inspiration [ebook](#) (eg. Divine Light, Kundalini Reiki, Usui Reiki, Master Level Symbols or any other Universal Reiki ebook etc)

(Note that here in point 2, the completion of an ebook means you have completed the whole ebook including all attunements, waiting times and compulsory daily / self healing practices, whereas the completion of an attunement means you have completed the attunement and not necessarily any waiting times or associated practices.)
- 3) Have activated (unlocked) the Earth Balance Reiki energies and attunements using the activation code & instructions on the next page.

*Once you have unlocked the Earth Balance Reiki energies, you are ready to begin.
With love, we wish you well on your Earth Balance Reiki journey!*

Helpful Resources For This Ebook

[Sign up for free monthly Ascension Healing \(sent on the 11th of the month\)](#)
[Join the Love Inspiration Community Facebook Group](#)
[Download the Love Inspiration Handbook as an accompaniment to this ebook](#)
[Start on the Ascension Pathway alongside this ebook](#)
[Visit our Free Music & Relaxation webpage](#)
[Sign up for an Ascension Healing Booster](#)
[Find out how you can help](#)
[Read our Disclaimer](#) and [Copyright Information](#)



ACTIVATING (UNLOCKING) THE EARTH BALANCE REIKI ENERGIES:

Before opening up to these beautiful Earth Balance Reiki energies, it is very important that you firstly activate or 'unlock' the energies and attunement in this ebook. Once this is completed, you will then be ready to begin Earth Balance Reiki!

The activation is a very simple process, done by yourself, using a specially embedded activation code to 'unlock' the energies in this ebook. The four step process is outlined below and should only take you around five minutes or so to complete.

(For more information about the activation codes or the activation process - please visit our [Activation Codes FAQ's](#)).



■ 1) Preparation:

Please sit or lie down, whichever is more comfortable for you, and ensure that you will not be disturbed for at least 5 minutes or so. Perhaps you wish to play some [healing or relaxing music](#), light some candles or burn some incense to create a nice ambience.

■ 2) Invocation:

Invoke the activation ('unlocking') by placing your hands together, fingertips touching in prayer position and saying the following:



**"With infinite grace, I ask humbly and clearly to activate the
energies and attunement for Earth Balance Reiki.
With the unique activation code 184121 may this be so.
May this activation benefit all beings.
Thankyou, thankyou, thankyou."**

■ 3) Receiving:

If you wish to, you can now just sit for a few minutes as the energies are unlocked for you. After this period of time, as you feel ready, you may wish to give thanks. The activation is now complete!

■ 4) Understanding:

Once you have completed your activation, we ask that you now read through - ["Activation Codes and Prescribed Timeframes"](#). This will only take around a minute or so and will help you to receive the maximum benefits from all of these healing energies, attunements and practices. After this, you are now ready to begin opening up and receiving these beautiful Earth Balance Reiki energies! May you enjoy these with much love & light and with an intention to benefit all beings.



AN OVERVIEW OF UNIVERSAL REIKI:

Before we open up to the beautiful Earth Balance Reiki energies, let us firstly point out here that these energies are a sub-category or branch on the Universal Reiki tree. To help explain this in more detail, we now lovingly refer you to the channelled message that was received from the Guide Plion which introduces the concept of Universal Reiki:

“Universal Reiki is a set of teachings and energies specifically designed to increase the flow of energy in the Universe. In this way, all energies are joined and therefore once you affect one (even the smallest, tiniest one) it has an effect on the others.

Universal Reiki opens a direct channel of energy sources known as ‘The Obturion’ featuring an assortment of very high energetic frequencies to help you on your Universal Reiki pathway. These high frequency energies are here to help your kind to open further to the light of love and loving kindness for all infinite beings. Including those of which you do not know, or see. This is an important aspect for your healing pathway, for indeed to wish the great liberation for all beings means there must be comprehension of more than just the self.



Here we will be unfolding the tree of Universal Reiki in a simple set of complete teachings, encompassing the energy radiances required to expand the consciousness. Six sets of teachings shall manifest a great abundance of love expansion within each and every one of you, however it is not a requirement that all six are taken. Here the importance is for you to choose which ones you feel drawn to at any time. In this way, there are no set order for the teachings and you may take as many or as little as you wish. Please simply complete the required prerequisites as deemed necessary.

Universal Energy and Universal Reiki are two frequencies of very pure light and from this, we shall burst forth into a new dimension of egoic-lacking consciousness. Here we open our hearts through these teachings to a more expanded understanding of oneness and unity through the field of love. In all situations where love prevails, the greater good of all instantly and overwhelmingly benefits.

We do trust that the Universal Reiki energies will meet your love-filled passions with great plight. Go well and open to the Universal Reiki energies with much love. For this you shall be optimally rewarded.”

~ Plion

EARTH BALANCE REIKI

UNIVERSAL REIKI SERIES

AN OUTLINE OF THE UNIVERSAL REIKI SERIES:

With much love, please find below the overview table of the 'Universal Reiki' Series.

Universal Reiki Series		
NAME	PREREQUISITE (SEE MORE ON PAGE III OF EACH EBOOK)	TIMEFRAME
Animal Ascension Reiki	Usui Reiki Level 2 + You have allowed yourself a minimum of 21 days from the completion of any other Universal Reiki ebook, any previous Usui Reiki Level 2 - 9 attunement or any other previous attunement (e.g. Ascension Pathway etc.)	35 days (Approx. 1 month)
Earth Balance Reiki	Usui Reiki Level 3a (Reiki Master Healer) + You have allowed yourself a minimum of 21 days from the completion of any other Universal Reiki ebook, any previous Usui Reiki Level 3 - 9 attunement or any other previous attunement (e.g. Ascension Pathway etc.)	52 days (+ 3 - 5 months daily practice) = Min. 5 months
Solar Reiki	Usui Reiki Level 3a (Reiki Master Healer) + You have allowed yourself a minimum of 21 days from the completion of any other Universal Reiki ebook, any previous Usui Reiki Level 3 - 9 attunement or any other previous attunement (e.g. Ascension Pathway etc.)	29 days (+ 7 - 21 days of self healing practice) = Min. 1 month
Transfusion Reiki	Advanced Usui Reiki (Levels 4,5 & 6) + You have allowed yourself a minimum of 21 days from the completion of any other Universal Reiki ebook, any previous Usui Reiki Level 4 - 9 attunement or any other previous attunement (e.g. Ascension Pathway etc.)	94 days (Approx. 13 weeks / 3 months)
<i>You must have amassed 4 years minimum time practicing with the Universal Reiki energies before commencing the Master Levels.</i>		
Universal Reiki Master I	Have completed all four Universal Reiki ebooks + Have been practicing with the Universal Reiki energies for no less than 4 years (i.e. from the date of completing your first Universal Reiki ebook)	Approx. 20 months
<i>9 months rest</i>		
Universal Reiki Master II	Have completed Universal Reiki Master I + Have waited the minimum 9 month timeframe after completing Universal Reiki Master I	128 days (Approx. 18 weeks / 4 months)
Minimum Total Completion Time for the Universal Reiki Series = 81 months / 6.75 years [4+ years (to reach Master I) + 20 months for Master I + 9 months rest + 4 months for Master II]		

HOW TO RECEIVE THE UNIVERSAL REIKI ENERGIES:

In the table above, you can see that there are a total of six ebook in the Universal Reiki Series. The first four of these ebooks can be thought of as 'practitioner' levels and help to introduce one set of Universal Reiki frequencies each i.e. Animal Ascension Reiki, Earth Balance Reiki, Solar Reiki and Transfusion Reiki.

These first four Universal Reiki levels can be received *in any order* by anyone who has completed the prerequisites. Simply open up to whichever energies feel right for you at the time. Wonderful!

Once all of the four 'practitioner' courses have been completed, you will then be able to move into the two Master Levels if you wish, starting with Master Level I and then moving into Master Level II. It is important that these Master Levels are completed *in order* as these energies build on top of one another to help bring about a significant expansion and deepening of the Universal Reiki experience.

Before proceeding into the Master Levels, you will also notice here that the Guides have asked that a minimum of four years Universal Reiki practice be completed. This four year practice timeframe helps to ensure that each recipient is energetically prepared for the truly expansive range of Universal Reiki Master Level energies for the infinite benefit of all. This is indeed a very important step forwards to becoming a Universal Reiki Master and we kindly ask that this be lovingly respected for the benefit of your own growth and inner transformation.

In summary, let us now highlight the prerequisites for Universal Reiki Master I:

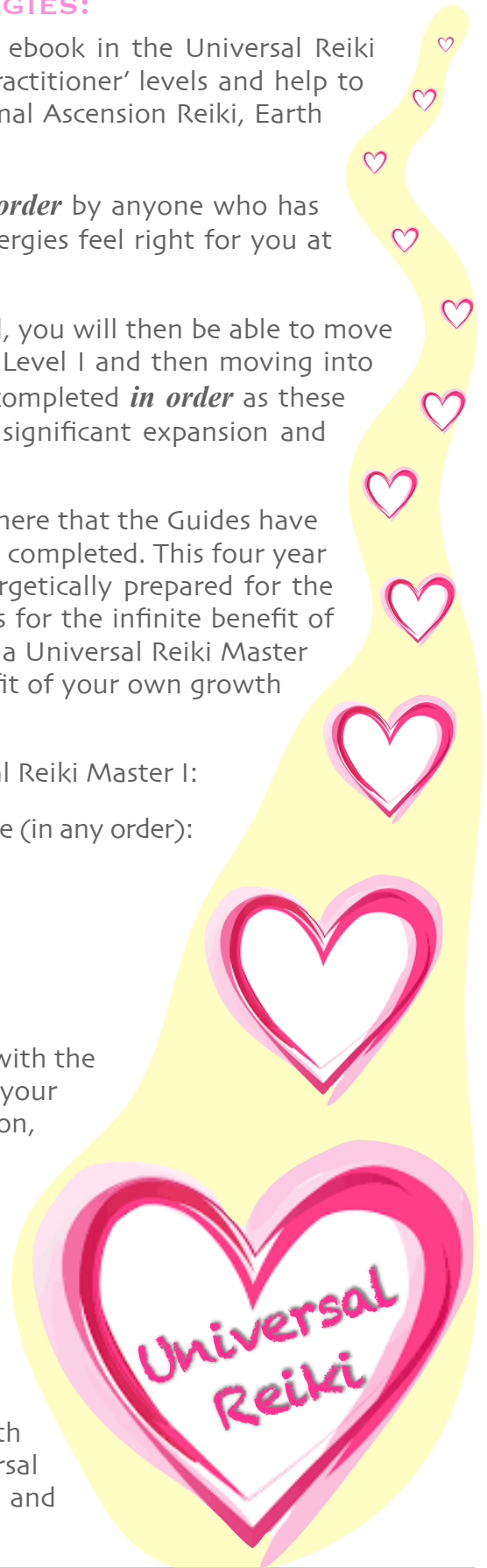
1) You have completed the four Universal Reiki's as a prerequisite (in any order):

- Animal Ascension Reiki
- Earth Balance Reiki
- Solar Reiki
- Transfusion Reiki

2) You have completed a four year timeframe of practicing with the Universal Reiki energies from the **date of completion** of your first Universal Reiki ebook (whether it be Animal Ascension, Earth Balance, Solar or Transfusion Reiki).

If this is your first ebook in the Universal Reiki Series, we would also like to suggest that you record your date of completion of this course. In this way, if you do wish to ascend into the Master Levels at some point in the future, you will very easily know how long you have been 'practicing' with the Universal Reiki energies.

For now though, we hope that you will enjoy connecting with these beautiful, deeply healing and transformational Universal Reiki energies and may they help to bring much love, light and happiness into your life for the infinite benefit of all beings.



CONTENTS:

Content	Page
Dedication	II
Prerequisites & Helpful Resources	III
Activating (Unlocking) The Earth Balance Reiki Energies	IV
An Overview Of Universal Reiki	V
An Outline Of The Universal Reiki Series	VI
How To Receive The Universal Reiki Energies	VII
Contents	VIII
<hr/>	
Welcome To Earth Balance Reiki	1
1. An Introduction And Overview Of Earth Balance Reiki	5
2. Understanding The Attunement Processes	8
3. Attunement One - 'Opening Attunement'	9
4. Attunement Two - Earth Balance Reiki Attunement	17
5. Attunement Three - Earthensphere Attunement	24
6. Using The Earthensphere Symbol	26
7. Additional Information	31
8. Final Comments	33



GET THE MOST CURRENT VERSION OF THE EARTH BALANCE REIKI EBOOK!

Please note that this ebook is updated as further information comes to light, therefore before you begin, and periodically throughout this ebook if you wish, please [visit our website](http://www.loveinspiration.org.nz) to check you have the most current version. The version number and date are listed in the bottom right hand corner of each page of the book and only the version on the website will always be the most current.

welcome to



EARTH BALANCE
REIKI



Love Inspiration

Learn • Heal • Awaken

EARTH BALANCE REIKI UNIVERSAL REIKI SERIES

WELCOME TO EARTH BALANCE REIKI:

It is with much love & warmth that we welcome you here to these beautifully uplifting and deeply harmonising energies of Earth Balance Reiki. Here, you will be given the opportunity to move into higher and more harmonious vibrations of love, peace and one-ness as you open up to re-balancing, re-tuning and harmonising yourself with the energies of Mother Earth!

This is indeed a highly unique course and a beautiful series of divinely enriching energies that has been brought through to Love Inspiration at this most evolutionary time. And it is our great honour to share these with you with much love & light.

Like all energy based healing practices, Earth Balance Reiki is a healing system that will help you to cleanse, purify and heal however with these energies, you will also be divinely guided towards ascending and uplifting your consciousness as you harmonise, balance and open up to a new feeling of love & one-ness vibration.

It is by no means an accident that you have found your way here to these energies and it is with our hearts open and filled with love that we wish you well on your Earth Balance Reiki journey. We hope that these energies, practices and attunements help to bring more love, light & purity into your life and may these energies be radiated outwards for all to benefit from!



To start off with then, let us now formally introduce this beautifully peaceful and harmonising healing system with a channeled message that was received by Love Inspiration as Marty and Gerry themselves moved into these energies. The below message was brought through by the Guide Allimon and helps to introduce the Earth Balance Reiki healing system:

Earth Balance Reiki

“Balances the body and harmonises it with the Earth”

“Welcome to Earth Balance Reiki. With deep delight we are rejoicing at your entrance to this beautifully balancing and healing set of energies. For one and all, these energies will help to alleviate the earthly symptoms of congestion, pollution, inhalation of toxins, exposure to poisonous and toxic metals and alkalis, acidic compounds, wastes, and most commonly ignorance. The latter being the seat of destruction.

Here we open your energy up to a new dimension of Earthly light; from which a balancing and harmonising frequency is omitted. These energies alone bring stability, peace and rejuvenation into the body and without doubt reinstall a sense of harmony. This peaceful and harmonious new energy field will be of great help to your earth, for as you become more ‘in tune’ with harmony and peace, this state is emitted from your blessed body, allowing a radiation of healing energy to all that surrounds you.

A state of balance, peace and harmony is fundamental to both yourself and the precious Earth at this time. For she (and humanity) are struggling with the never-ending state of decay inflicted through imbalance caused by greed, anger and ill-will. Here and now is your chance to create a one-ness vibration of whole-ness for the benefit of all living beings, be them small or large, known or unknown. You all have the right to a peaceful and harmonious existence. Let it be so.

The energies of Earth Balance Reiki work in two very distinct,
yet harmonious ways:

- 1) Opening and channeling the frequency of love, light and pure existence into a form that then generates ultimate balance in the body
- 2) Resealing and igniting the balance within so that harmony and balance can be achieved.

By these two energy frontages, you are able to open and ascend to a new level of existence, a new level of innate peacefulness that brings home the true and deep understanding of complete harmony and balance. This is no small step in your busy and chaotic world!

Rejoice for these energies have now arrived at your doorstep. Required more than ever, Earth Balance Reiki enables a deep transition from one plane of existence to a heightened state of realisation. From here, the awakenings are deeply transformational and it is from this stage of wellbeing that the on-flow effect begins. The on-flow effect means that the energy and understanding within you are then radiated to everything around you.

One small ship on an ocean, helping to transcend the waves of time, ignorance and imbalance. Hauling aboard lost souls, and bringing them back into balance - within themselves and for the greater benefit of all. As an anchor we open to the deeply healing energies of Mother Earth herself, and with continuous revolution, we open our arms to each other - us to the earth and the earth to us - in order to bring about a new equilibrium of loving kindness and an ultimate manifestation of balance. For each and every soul that is rescued from the ocean of ignorance & imbalance shall help the greater good of all to be evolutionised. In this way we are all embarking on a new and creative journey to reunite the infinite all in a wave of existence not seen before on this Earth.

You yourself have the manifested power of greatness to make the changes required. You yourself have the power of awakening to guide you forwards. You yourself have the yet unknown potential to sail a ship large enough to bring home the light of balance to all on and in your earth.

With great and intensive delight we again welcome you to Earth Balance Reiki and ask from you dear ones only that you do your very best. The weight of saving the earth and its inhabitants does not rest on your shoulders - it rests on the shoulders of all. We know however that you will play your immensely important part.

Without further ado, we will continue on to the practicalities of these energies. For now, go well with light & love in order to balance and harmonise yourself and the 'all'.

Greetings be."

~ Allimon

1. AN INTRODUCTION & OVERVIEW OF EARTH BALANCE REIKI:

Having now read through this beautiful welcome message from Allimon, let us now introduce you to these Earth Balance Reiki energies from a more practical standpoint. And to do this, let us now hear from the Guide *Hercrocrion* as we open up to a deeper understanding about how to learn and receive these beautiful Earth Balance Reiki energies:



An Introduction To Earth Balance Reiki

“Earth Balance Reiki, as the name suggests, brings an intimate unification of balance, the earth and the healing power of Reiki. It helps us simply to unfold a new dimension or level of balance & peace within us so that these energies can then be radiated out to all (including the Earth herself). By uniting these frequencies, we unfold a master plan of existence through which, each one of us is able to transform and transcend, moving into a new status quo of balance & light.

By using Earth Balance Reiki on ourselves and on Mother Earth, we help to align the connection between us, thus opening a new channel from which we can all grow further. Opening to new balance means that in turn we create a new harmony:

- firstly within us
- secondly within all on our earth
- thirdly within the earth herself

By no means are these energies earth shattering (excuse the pun) but rather they are a simple invocation of loving kindness and respect that brings about a new state of equilibrium with the soul chapter. Here the energies go to work bringing about subtle yet profound changes at the level of deep consciousness, manifesting true altruistic desires and intentions from the very centre of the core love consciousness.

Earth Balance Reiki is all about receiving a new level of love consciousness, awakening a great urge to live, dwell and be more harmonious, more peaceful, more mindful in everyday life. The extension of this is that the on-flow effect is of great magnitude.



By bringing Earth Balance Reiki into you life, you are indeed promoting a new awareness.

A new deepened awareness for yourself and for those around you. Taking it step by step, the new understandings and truths shall unfold and it is from here that great fulfilment shall be created.

New harmony. New balance. New peace. for you and for all.

Therefore, taking Earth Balance Reiki shall bring about new manifestations of your truest and ultimate desires (intentions) for you will be able to reach and accumulate higher levels of love. And the higher your vibration, the more light you are and the more light you transmit and radiate to / for all."

With blessings & balance."

~ Hercrocron



With love and gratitude, we thank Hercrocron for these beautiful words and for helping us to understand that these Earth Balance Reiki energies can be used for promoting and sharing the energies of harmony, balance and loving kindness to ourselves, our earthly companions and to Mother Earth herself.

In addition to this, as we understand it, these Earth Balance Reiki energies will also be helping you to move towards a more significant energetic vibration as your healing channel is opened up to these higher frequencies of unconditional love, altruism & one-ness.

May all beings be brought towards higher states of peace, love & harmony in their life and may this beautiful planet soon find balance, harmony and peace for the absolute and infinite benefit of all!

With this intention now firmly set, let us now move into the more practical aspects of this Earth Balance Reiki course as we start to discuss how these energies can be received. Typically, as part of any normal energy based healing course, you will be provided with an attunement as well as some additional instructions about how to then call on the new energies through your own healing & meditation practices.

For the Earth Balance Reiki system, we will be following a similar format to this however given the higher vibratory nature of these energies, you will be guided through a total of three separate attunements that will be gradually moving you into the very significant Earth Balance Reiki vibration.



We also wish to point out that for those of you coming from the Usui Reiki lineages, you will find here that the attunement processes for Earth Balance Reiki are indeed very different from what you are perhaps used to.

With this in mind, we have taken great care to make sure that the attunement processes are described very simply, step by step, to ensure that everyone can successfully move into these beautiful energies with love & light.

We also wish to point out here that all of the attunements and healing practices for Earth Balance Reiki have been 'divinely designed' by Higher Consciousness and brought through to Love Inspiration so that we can now share these beautiful energies with the world.



For each attunement, we will be outlining the instructions in the sections that follow however for now, let us provide you with a simple overview for these three attunements as well as their expected timeframes:

EARTH BALANCE REIKI

ATTUNEMENT	INFORMATION	COMPLETION TIMEFRAME
Attunement One: Opening Attunement	An opening attunement to bring you to a level where you are then able to receive the Earth Balance Attunement. On completion of this attunement, your energy field will be "an open and 'blank' canvas on which the Earth Balance Reiki energies will be painted."	15 days
Attunement Two: Earth Balance Attunement	An attunement to 8 frequencies of energies, each one "opening and radiating a divine, unique manifestation of balance & harmonising energies".	29 days
Attunement Three: Earthensphere Attunement	An attunement to the Earth Balance Reiki symbol - Earthensphere. "On its own it is uniquely powerful ... it also encompasses a great wealth of intergalactical frequencies coming from great and exuberant states of balance, harmony and light. Upon completion of this attunement you will then be an Earth Balance Reiki practitioner."	8 days

After the three attunements are complete, you are now an Earth Balance Reiki Practitioner and may start using the energies for the benefit of all!

**Total Timeframe to complete Earth Balance Reiki = 52 days
(+3-5 months daily practice is additionally recommended)**

2. UNDERSTANDING THE ATTUNEMENT PROCESSES:

As with all of the Love Inspiration teachings and healing systems, it is very important to understand how to receive your attunement to the various energies being offered and as such, we have done our very best to ensure that the attunement processes described in attunements one, two and three are as simple and straightforward as possible.

As we've already mentioned, the attunement processes here will take on a slightly different format to what you may be used to, however equally so, these attunements really are quite straight forward and easy to open up to with much love.

As each of the attunements takes a different amount of time to complete and has a different process, we kindly ask also that you please ensure that you read through each attunement process carefully to ensure that you are comfortable and familiar with everything prior to commencing each attunement.

NOTE: Please ensure that you have activated (unlocked) the Earth Balance Reiki energies and attunements in this ebook prior to commencing this first attunement.

The activation / unlocking process is a simple 5 minute process which unlocks the energies and gives you access to them. Once you have unlocked the energies, this means that all the Earth Balance Reiki energies and your three attunements (including all the symbols) have been activated specifically for you. You are therefore then ready to continue your Earth Balance Reiki journey by working through this ebook, at your own pace and receiving the energies as you feel guided.

If you have not yet activated / unlocked the Earth Balance Reiki energies for yourself, you may do this by following the instructions on Page III of this ebook.



Once you have unlocked the energies and you feel ready to commence your attunements, you are then ready to move into the next section.

May you open up to these energies with much love and with an intention to benefit all in the best way you can. We hope that you will enjoy these beautifully peaceful, harmonising and love filled energies and may they help to bring much balance, light & purity into your life!



3. ATTUNEMENT ONE - 'OPENING ATTUNEMENT':

The opening attunement to Earth Balance Reiki is a very important preparation for the energies which are to come. This first attunement will help you to cleanse, purify and heal so that you can move into the higher vibratory energies of attunement two and attunement three.



In total, there are seven steps to be completed for this first attunement and this will take you around 15 days to complete as you can see from the below table:

OPENING ATTUNEMENT		
STEP	DAY	INFORMATION
One	1	Preparation & invocation
Two	1	Open the chakras
Three	1	Manifest the energies
Four	1 - 8	Symbol energetic frequency invocation
Five	9, 10, 11	Recognition
Six	12	A new equilibrium
Seven	13, 14, 15	3 days rest

If you wish to, it might be a good idea to 'diarise' these various steps so that you can keep up with the various steps and dates that are required throughout. And please be assured here that these steps are in direct alignment with the instructions that were received from the Guides as these energies were brought through.



Let us now take you through each step so that you can successfully open up to receiving these divinely cleansing and deeply healing energies of attunement one.

ATTUNEMENT ONE - DAY 1

On day 1 of your attunement, you will be required to complete four main steps as you open up to receiving these attuning energies with love, light & peace. The four steps are as follows:

- 1) Preparation & invocation**
- 2) Open the chakras**
- 3) Manifest the energies**
- 4) Symbol energetic frequency invocation**

In total, this should take around 30 - 35 minutes to complete so normally, we would suggest that you prepare yourself to be undisturbed for around 35 - 40 minutes just to be sure. The first three steps will only need to be completed on day 1 however the fourth step (symbol practices) will need to be completed for an additional 7 days (i.e. 8 days in total) to help you to digest and assimilate these new energies. Don't worry if this is not yet clear as we'll be coming back to this a little further down.

As part of the symbol practices, there will be three symbols being worked with and the energies from each symbol will need to be received for around 8 minutes or so. Again, this symbol practice will need to be continued for the 8 days prior to moving into steps 5, 6 and 7 from day 9. Let us now move through each of the steps for day 1 so that you can easily follow along:

■ Step 1: Preparation & Invocation:

Preparation:

Sit or lie down, whichever is more comfortable for you, ensuring that you will not be disturbed for at least 35 - 40 minutes. Perhaps you wish to play some [healing or relaxing music](#), light some candles or burn some incense to create a nice ambience.

Invoke The Opening Attunement:

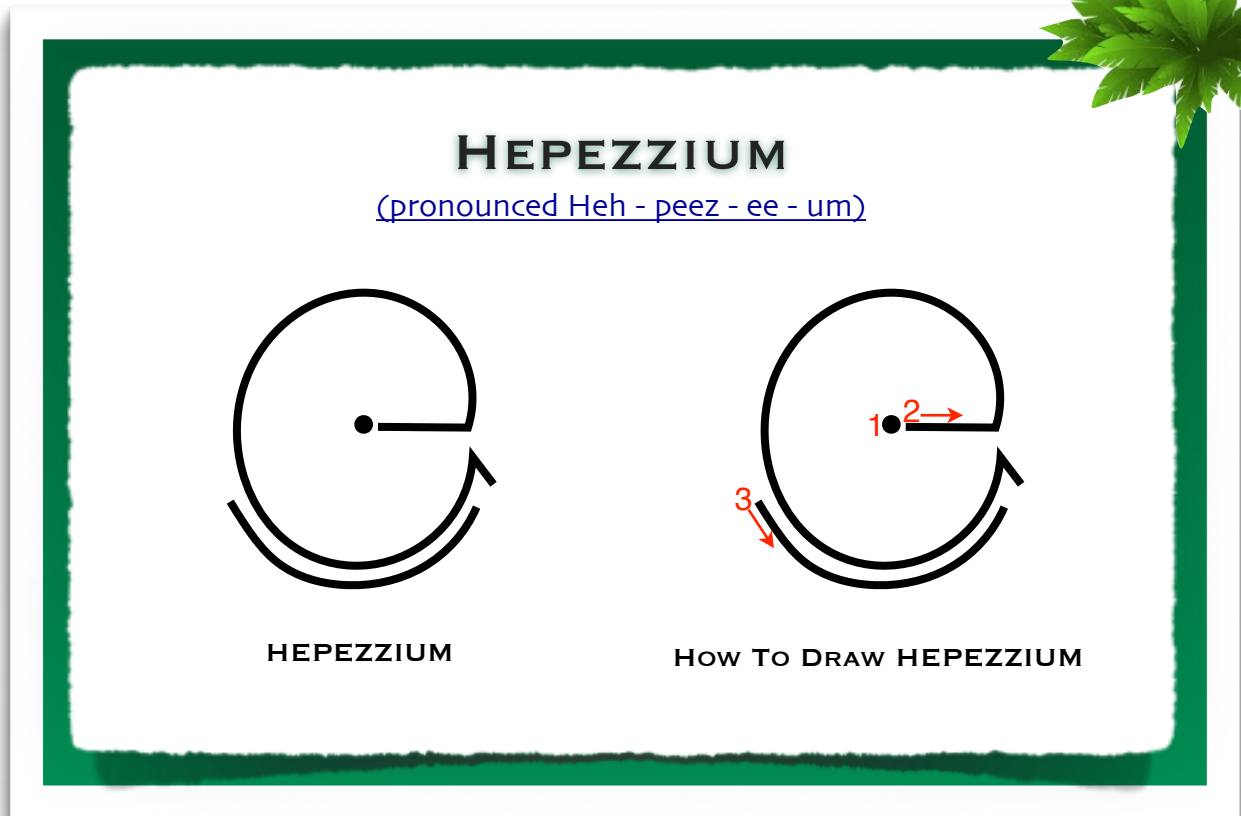
Invoke the Opening attunement by placing your hands together, fingertips touching in prayer position and say the following:



**"With love I ask to receive the Earth Balance Reiki
Opening Attunement. May this attunement prepare
me for being an Earth Balance Reiki practitioner for the
infinite benefit of the Earth and all.
Thankyou, thankyou, thankyou."**

■ **Step 2: Open the chakras:**

Having now done your preparation and invocation, you are ready to 'open your chakras' and for this, the Guides have provided a symbol which will help to do this for us. Once you have said your invocation, you are now ready to place the symbol Hepezzium, into your Crown Chakra and sit with these energies for around 3 - 5 minutes.



■ **Step 3: Manifest the energies:**

After completing the Hepezzium symbol practice to help open your chakras, please place your hands in prayer position and repeat the following in order to manifest the energies of Earth Balance Reiki:



"With the assistance of the Earth Mothers and Grandmothers, I ask please to manifest the energies of Earth Balance Reiki. With love in my heart may I ascend to a new level of balance and harmony so that I may light the way for all infinite beings. And by doing this, may I also fully and completely harmonise with the Earth and bring her to a new state of love and balance. With my intention now set, now so it shall be. Thankyou, thankyou, thankyou."

■ **Step 4: Symbol energetic frequency invocation:**

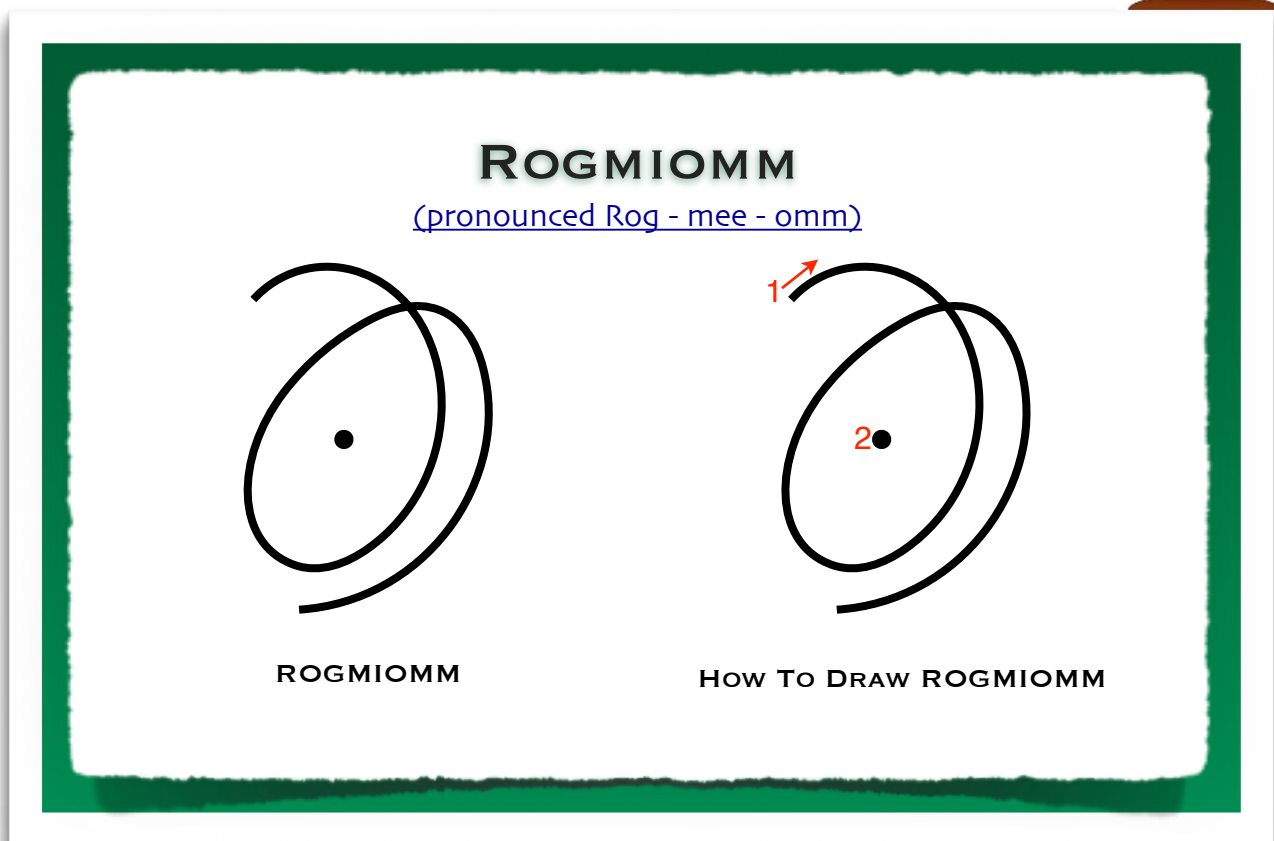
Step four requires us to complete our symbol practice in order to activate and attune us to the energies that are embedded in the symbols. For this attunement, we are given a total of three symbols to be attuned to and each symbol is to be placed into the Heart Chakra for a minimum of 8 minutes (for each symbol) - twice per day - **for 8 consecutive days.**

These symbols are as follows:

- **Rogmiomm** - the pure and joyous body of love & light
- **Sellmiomm** - the frequency of light, harmony and complete & perfect balance
- **Oppoziommm** - the new state of ascended equilibrium


Therefore, the first time you open up to these energies, you will be completing this symbol practice directly after you finish Step 3 which should give you a total of around 30 - 35 minutes (as mentioned above). And then when you come around to do your symbol practice again (i.e. in the evening time), you will only need to do the symbol practices of step four (i.e. not steps 1, 2 and 3). This will continue into days 2 - 8 whereby you will only need to complete the symbol practices of step four twice per day for a total of 8 consecutive days.

These beautiful symbols are shown below. Please note that it is not essential that you draw them perfectly however we kindly ask that you try to draw them as best you can and use your intention to open up to their divine frequencies.



SELLMIOMM

(pronounced Sell - mee - omm)

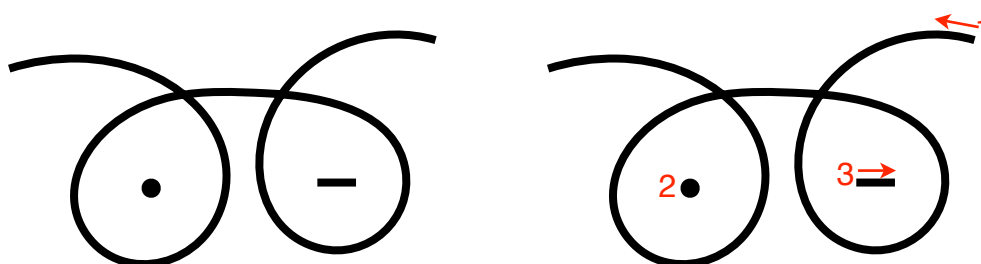


SELLMIOMM

HOW TO DRAW SELLMIOMM

OPPOZIOMM

(pronounced Opp - po - zee - omm)



OPPOZIOMM

HOW TO DRAW OPPOZIOMM


ATTUNEMENT ONE - DAYS 2 to 8

■ Step 4: Symbol energetic frequency invocation (continued):

The attunement process for days 2 - 8 is much simpler than day 1! On these days, it is only important that you continue to complete your symbol practices so that you are able to receive, digest and assimilate these energies into your consciousness in line with the divinely guided instructions.

For example, you will need to place each of three symbols above (Rogmiomm, Sellmiomm & Oppoziommm) into your Heart Chakra for 8 minutes (for each symbol), twice per day for these remaining days (finishing on day 8). This should take you around 25 minutes to complete each morning and evening.

As you finish these symbol practices, you will now be 'attuned' to these symbols as they are embedded into your consciousness. There is no need to continue practicing with these symbols after these practices. These energies have simply allowed for an uplift and ascension to take place from within to a higher place of love, light & purity.



ATTUNEMENT ONE - DAYS 9 to 11

Having now opened up to the energies from the three symbols, you are now ready to begin the recognition process. And as part of this process, there will now be a great deal of compassion and healing taking place from within, as the Guides explain:

“By aligning the new energies (from the three symbols) into your energy field, your consciousness must now begin the recognition process. This detailed process brings the heart into a new equilibrium of balance and love and slowly radiates this new state of being through your entire being. This step can be deeply detoxifying and purifying so please remember to drink pure water and manifest loving kindness always.”



■ **Step 5: Recognition Process:**

To complete this process of recognition and to help bring about the necessary healing from within, we kindly ask that you follow along with the below steps on each of these three days (days 9 - 11)

1) Open the chakras:

We will again be placing the Hepezzium symbol into the Crown Chakra and receiving these energies for around 3 - 5 minutes. This will be opening our chakras in preparation for 'recognition'.

2) Invoke the recognition:

With hands in prayer position, please invoke the recognition by saying the following:



"With deep compassion and guidance, I ask for the Earth Balance Reiki recognition process to begin. May I become a sole entity of light, love and harmony for the benefit of the infinite all. May my heart expand into a new state of being, recognising the true and pure elements of Earth Balance Reiki. With joy I accept this recognition on behalf of all, including Mother Earth. Thankyou, thankyou, thankyou."

By repeating both of these steps on each of these three days (i.e. days 9, 10 & 11), these energies will now be successfully 'recognised' within you and to help you understand the internal processes that might be occurring within you during this time, the Guides have brought through the following message:

*"For 3 days and 3 nights the energies shall split and merge and accelerate within you. There is great compassion manifested here for you as this may be a difficult time, reconciling old hurts and pains as a new level of love is recognised. Be gentle and caring to the self and rest when needed (often). Keep your eye on the horizon of love and remember your pain and sacrifices are not going un-noticed. We love you."
~ Rassiommm*



ATTUNEMENT ONE - DAY 12

Step 6: A new equilibrium:

At this point, you have now moved through the most significant aspects of the attunement and you have likely been able to release and heal a variety of internal issues as your consciousness has been moved to a heightened state of love & light. This is the entire purpose of this opening attunement, to help you to reach the 'plateau' for Earth Balance Reiki, as the Guides explain:



“At step 6 you are now at the point of fully assimilating a new level of balance, light and harmony. Your energy body has purged a great mass of delusion and separation in order to bring about a higher truth and level of existence. You have now been accelerated through many phases of purification and we are delighted to say that we are deeply proud of you - and that you have now reached the plateau for Earth Balance Reiki.”

Having now completed all of the attunement practices from your end, you can now just go about your normal daily life knowing that you have reached a new equilibrium. After another [three days of rest](#) (step 7) - you are now ready to progress into attunement two as you feel ready.



ATTUNEMENT ONE - DAYS 13 to 15

Step 7: Rest:

For these three days, you are now able to simply 'rest' as you prepare for your second attunement: Earth Balance Reiki. This opening attunement has been a very important step for you in preparation for the energies of attunement two and three and with much love, we now invite you into these beautiful Earth Balance Reiki energies after your three days of 'rest'.

CONGRATULATIONS!
YOU ARE NOW READY TO BE
AN EARTH BALANCE REIKI
PRACTITIONER!



4. ATTUNEMENT TWO - EARTH BALANCE REIKI ATTUNEMENT:

Having now cleared away many kinds of impurities from within through attunement one, you have now reached the plateau for these Earth Balance Reiki energies to be introduced into your consciousness. And with this, we welcome you here to your second Earth Balance Reiki attunement!

To help us introduce these beautiful Earth Balance Reiki energies, please find below the message from the Earth Balance Reiki Guides explaining the nature and purpose of these beautiful energies:

“Manifesting great Earth Balance we welcome you and invite you to the practices of EARTH BALANCE REIKI. Here you will be attuned to 8 frequencies of energy. All opening and radiating a divine, unique manifestation of balance & harmonising energies for the greater good of all.

At the completion of the opening attunement, your energy field is now an open and ‘blank’ canvas on which these Earth Balance Reiki energies will be painted. It is of great congratulatory status that you have breached into this new plateau, for many will not reach this level, sadly. We are however delighted and beaming with radiance that you have committed yourself to this pathway for the infinite benefit of balancing and harmonising for the greater good of all.”

The eight energy frequencies that you will be opening up to here are as follows:

- ▶ **Energy frequency 1: Mallomm and Mallommity** (pronounced Mell-omm & Mallo-my-tee)
“The conjunction of light & peace, emanating for all”
 - ▶ **Energy frequency 2: Proclomm and Epclomm** (pronounced Pro-klom & Epp-klom)
“Unifying all though heart and mind. Accelerating the consciousness of love.”
 - ▶ **Energy frequency 3: Isomm and Isommity** (pronounced Eye-somm & Eye-somm-it-tee)
“Removing harsh shields of defence, pain and other un-unifying frequencies”
 - ▶ **Energy frequency 4: Proptommite and Malmmite** (pronounced Prop-tom-mite & Mel-mite)
“A refreshing ‘breeze’ of insight, awakening and true harmony”
 - ▶ **Energy frequency 5: Optomm and Elementomm** (pronounced Op-tom & El-eh-men-tom)
“Radiance and beauty of love ignite to bring a blissful state of being”
 - ▶ **Energy frequency 6: Accelleromm and Byomm** (pronounced Ax-sell-er-om & By-om)
“Beneath all darkness lies a wound ready for healing. Let the light in & allow it to rebalance the soul”
 - ▶ **Energy frequency 7: Ascioomm and Bellaromm** (pronounced Ass-ee-om & Bell-la-rom)
“Nomination of the highest energies brings eternal balance & harmony into the state of being”
 - ▶ **Energy frequency 8: Saxiomm and Blutromm** (pronounced Sax-ee-om & Bloo-trom)
“The final destination of installed elegance and beauty. The epitome of love, harmony, graciousness and abundance is upon you!”
-

“Each energetic frequency (made up of dual energies) brings forth an embankment of growth and acceleration. With each frequency comes a new state of being and from this, the following frequency is then able to blossom. For this reason, the energy frequencies should be completed in exact succession (as per the table below):”



For each of the eight energetic frequencies listed above, there is one corresponding symbol which will be called on once each as part of this second attunement (these will be shown to you on the following pages). In the table below, we have summarised the days on which you will need to connect with the symbol as part of this second attunement. **Please note here that each frequency only needs to be connected for one day only, with the days in between being 'rest' days.**

EARTH BALANCE REIKI ATTUNEMENT ENERGY FREQUENCIES	
DAY	INFORMATION
1	Energy frequency 1: Mallomm and Mallommity
3	Energy frequency 2: Proclomm and Epclomm
7	Energy frequency 3: Isomm and Isommity
11	Energy frequency 4: Proptommite and Malmmite
13	Energy frequency 5: Optomm and Elementomm
17	Energy frequency 6: Accelleromm and Byomm
19	Energy frequency 7: Ascioomm and Bellaromm
21	Energy frequency 8: Saxiomm and Blutromm
22 - 29	8 days rest

*****Please find the eight energy frequency symbols on the pages below*****

For the attunement to work successfully, the Guides have instructed that each symbol be placed into the Heart Chakra 3 - 5 times during the day, for at least 2 minutes each time. Please note here again that each energy frequency is only to be completed for **1 day only** as described above with the days in-between being 'rest' days only.

When we say 'rest' days here, please know that you are of course free to go about your normal daily routine as you wish however please do be gentle, loving and kind to yourself should you feel like you need some extra down time during the day or night.

On the first day, prior to connecting with the first set of energies, might we suggest that you open your attunement here by saying the following:




"With love, I sincerely ask to be attuned to the Earth Balance Reiki energies. May I raise in vibration significantly in order to embed this frequency into my energy being. May I shine and radiate Earth Balance Reiki for the infinite benefit of healing myself, others and our earth. May it be so. Thankyou, thankyou, thankyou."



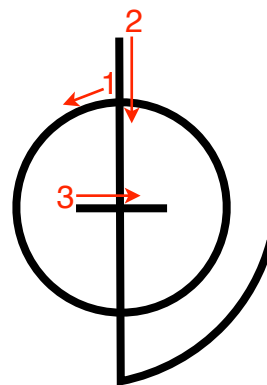
Please find below the eight Energy Frequency symbols:

**ENERGY FREQUENCY 1:
MALLOMM AND MALLOMMITY**

(pronounced Mell-omm & Mallo-my-tee)



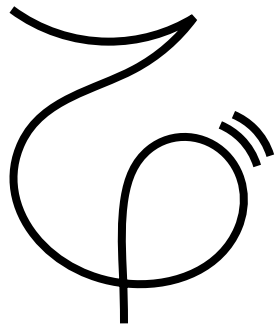
**MALLOMM &
MALLOMMITY**



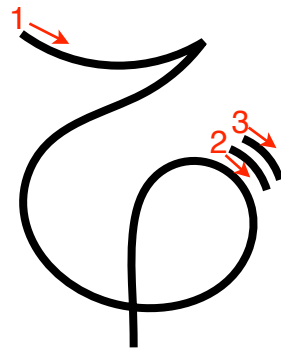
**HOW TO DRAW
MALLOMM & MALLOMMITY**

ENERGY FREQUENCY 2: PROCLOMM AND EPCLOMM

(pronounced Pro-klom & Epp-klom)



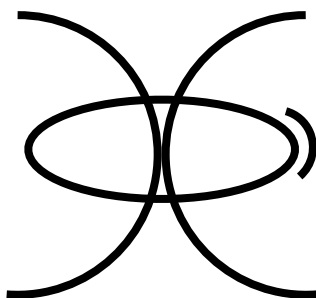
PROCLOMM &
EPCLOMM



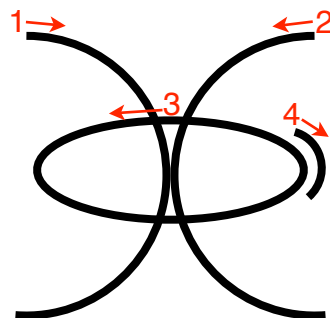
HOW TO DRAW
PROCLOMM & EPCLOMM

ENERGY FREQUENCY 3: ISOMM AND ISOMMITY

(pronounced Eye-somm & Eye-somm-it-tee)



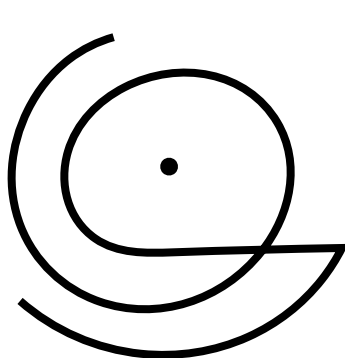
ISOMM &
ISOMMITY



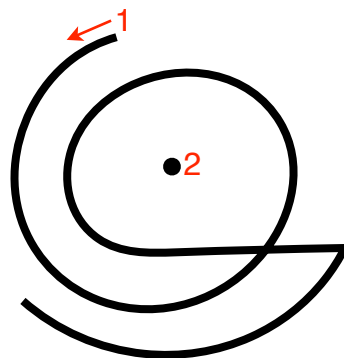
HOW TO DRAW
ISOMM & ISOMMITY

**ENERGY FREQUENCY 4:
PROPTOMMITE AND MALMMITE**

(pronounced Prop-tom-mite & Mel-mite)




**PROPTOMMITE
& MALMMITE**



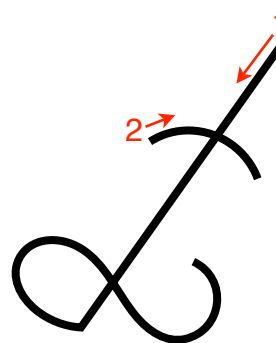
**HOW TO DRAW
PROPTOMMITE & MALMMITE**

**ENERGY FREQUENCY 5:
OPTOMM AND ELEMENTOMM**

(pronounced Op-tom & El-eh-men-tom)




**OPTOMM &
ELEMENTOMM**



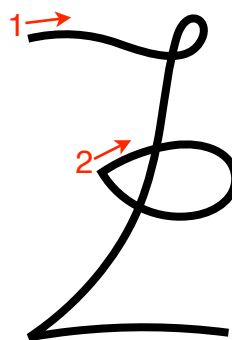
**HOW TO DRAW
OPTOMM & ELEMENTOMM**

**ENERGY FREQUENCY 6:
ACCELLEROMM AND BYOMM**

(pronounced Ax-sell-er-om & By-om)



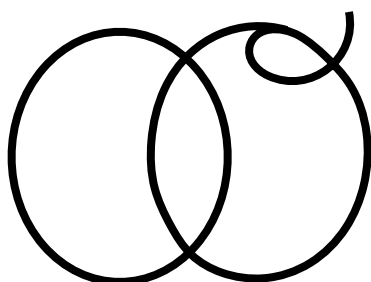
**ACCELLEROMM
& BYOMM**



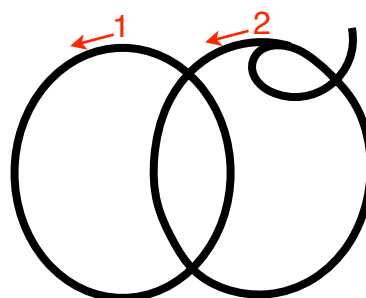
**HOW TO DRAW
ACCELLEROMM & BYOMM**

**ENERGY FREQUENCY 7:
ASCIOMM AND BELLAROMM**

(pronounced Ass-ee-om & Bell-la-rom)




**ASCIOMM &
BELLAROMM**



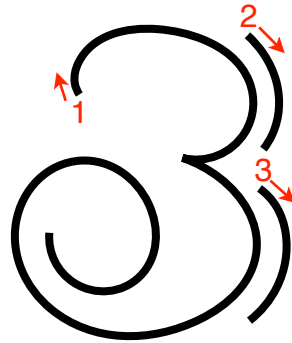
**HOW TO DRAW
ASCIOMM & BELLAROMM**

**ENERGY FREQUENCY 8:
SAXIOMM AND BLUTROMM**

(pronounced Sax-ee-om & Bloo-trom)



**SAXIOMM &
BLUTROMM**



**HOW TO DRAW
SAXIOMM & BLUTROMM**

*Congratulations!
You have now
completed Attunement Two!*

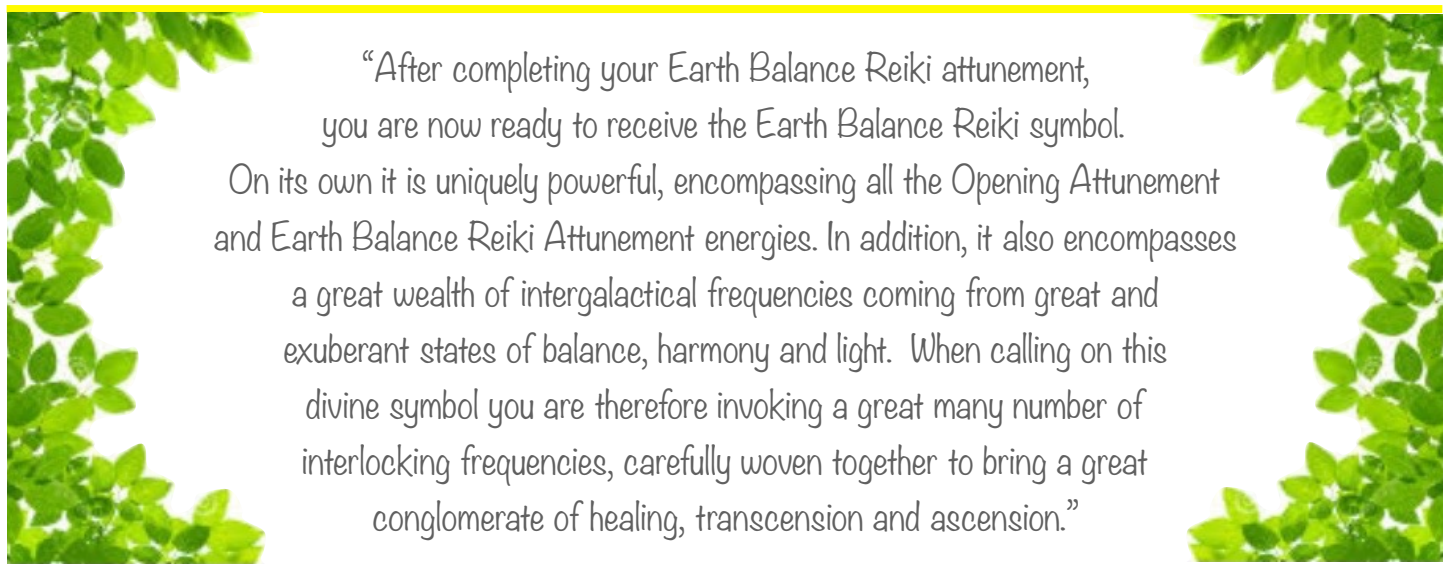


5. ATTUNEMENT THREE - EARTHENSHERE ATTUNEMENT:

Now that you have completed the first two attunements for Earth Balance Reiki, you are now ready to consolidate all of these energies together into one very special and highly unique Master Symbol - Earthensphere ([pronounced Earth - en - sfere](#)).

To be attuned to this symbol will take an additional eight days as these truly profound energies are digested and assimilated into your consciousness. Once you have received your attunement to this beautiful Master Symbol, you will then be able to start using it in your practices for the benefit of all!

A good way to approach this attunement and practice is to think that the Earth Balance Reiki Master Symbol is Earthensphere. It will be encompassing all of the energies received so far as well as so much more! As the Guides explain:



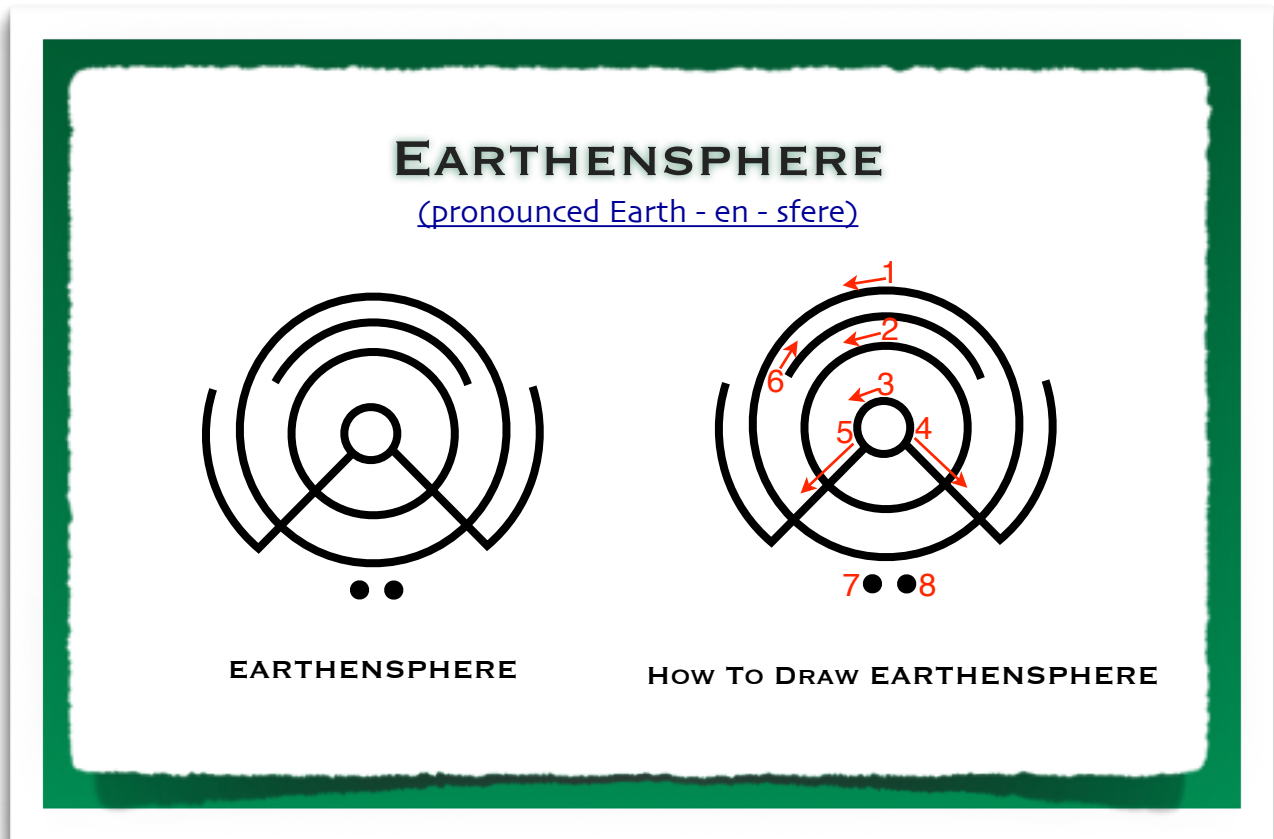
To become attuned to the Earthensphere symbol, place the symbol into your Third Eye Chakra repeatedly for 8 - 12 minutes i.e. through a continual tapping type method. Please repeat this process three times per day for 8 consecutive days.

Like your previous attunement, prior to commencing your first day of symbol practices, please set your intention for receiving & opening up to this Earthensphere attunement by saying the following:



“With love, I sincerely ask to be attuned to the Earthensphere energies. May I raise in vibration significantly in order to embed this frequency into my energy being. May I shine and radiate Earthensphere for the infinite benefit of healing myself, others and our Earth. May it be so. Thankyou, thankyou, thankyou.”

After setting your intention, you are now ready to complete your eight days of symbol practices with the Earthensphere symbol for the infinite benefit of all. Please see the below image for the Earthensphere symbol which also shows you how to draw this symbol out. We hope you enjoy the third and final attunement with much love, light & gratitude!



AFTER THE 8 DAY ATTUNEMENT IS
COMPLETE, YOU ARE NOW AN
EARTH BALANCE REIKI
PRACTITIONER!



CONGRATULATIONS!



6. USING THE EARTHENSHERE SYMBOL:

Having now moved through all of the attunements for Earth Balance Reiki, you are ready to start working with these deeply enriching and transformational Earth Balance Reiki energies for the absolute and infinite benefit of all.

To start with then, we would like to re-iterate the words from the Guides here that the Earthensphere symbol encompasses all of the different energies received so far as well as “*a great wealth of intergalactic frequencies coming from great and exuberant states of balance, harmony and light*”. We kindly ask that you keep this in mind when you open up to this symbol as there are truly many forms of love, light & peace that vibrate within this one immense Master Symbol!

When working with these Earth Balance Reiki energies through the Master symbol, the Guides have instructed us that there are three main ways that you can approach your healing or meditation work as follows:

- 1) Healing yourself
- 2) Healing others
- 3) Healing the Earth

1) Healing yourself:

By doing healing work on yourself with the Earth Balance Reiki Master Symbol, you will be able to continually rise in energetic vibration over a series of many months. As such, as part of this course, we are suggesting that you ***maintain a daily practice with the Earthensphere symbol wherever possible for a period of 3 - 5 months*** to help bring about the necessary healing and uplift in your consciousness during this time.

The symbol practices are very straightforward and can be completed within around 5 minutes or so and are a great complement to your other healing practices. They can help to bring a myriad of peace, bliss and harmony into your life and will help you to expand, grow and evolve with time.

With all this being said, let us now share the information that was brought through by the Earth Balance Reiki Guides about how to do self healing with the Earthensphere symbol:



“Daily practice with the symbol is recommended for 3 - 5 months in order to continually shift and heighten your vibration. This is not compulsory however the rewards are great. Place into the Solar Plexus Chakra, once per day for 3 minutes (from here it will radiate to all chakras).”



For Marty and Gerry, they found that the feelings when working with the Earthensphere symbol definitely increased & strengthened with time and practice (even after only a week or so). Given the nature of these energies, we would also suggest here that you always be adequately grounded when working with these divinely uplifting energies!

The Earthensphere energies will often be felt as being very harmonious, peaceful and blissful and as the Guides have said here, there are many different 'Higher Consciousness' frequencies being embedded within this one symbol, helping you to expand and heighten your energetic vibration in the coming months ahead.



2) Healing others:

During most energy based healing courses, it is commonly taught that *self healing* AND *healing others* practices are important for a practitioner and this same principle most certainly applies to these Earth Balance Reiki practices! As mentioned above, the self healing practices will be crucial in that your consciousness will now be guided towards further ascension as your connection strengthens to the Earthensphere symbol.

Given the beautiful array of divine healing frequencies being embedded within this symbol (and due to these very high energetic frequencies), we would also strongly suggest that these energies be shared with others wherever possible.

These beautifully harmonising and peaceful Earth Balance Reiki energies can of course be administered as a stand alone healing session (as you can read below) however equally so, they can also be used in conjunction and in alignment with other healing practices such as Usui Reiki and other healing modalities.

So here, we invite you to use the Earthensphere symbol and these beautiful Earth Balance Reiki energies in a healing session format for others. And of course, as you heal or help others, please know that are also helping 'yourself' to move into higher realms of consciousness!

The Guides explain more about healing others with the Earthensphere symbol:

"Place [Earthensphere] into the Heart Chakra for around 3 - 8 minutes per sitting. It is recommended to give consecutive doses (a minimum of 3 is best) on different days in order to bring about the best effects. Please note that the energies are strong dear ones and therefore a maximum of 8 minutes is duly sufficient. If giving by distance, please only administer for a maximum of 3 minutes as the energies here will be intensified. Remember as always to set your intention clearly and expand it where possible to benefit all!"





As you can see here, these Earthensphere energies can also be administered by distance so please, if you are feeling that someone could benefit from these energies, be sure to share these with much love & light. A standard distance healing session with Earthensphere takes around 3 minutes so in a very short period of time, you can help to bring much benefit!

When sharing these energies by distance, please feel free to use whichever distance healing technique you feel drawn to. In most cases, you will simply be able to bring the recipient into your awareness and then intend that the Earthensphere symbol be received with the aim of bringing about the highest possible healing result (for the infinite benefit of all).

As you do this, we again wish to point out here that there is a plethora of energies being called on as you work with the Earthensphere symbol. These energies are of a very significant vibration

and are highly intelligent. They will always work in accordance with your intention so please be sure to set your intention as wisely and expansively as you are able to!

In addition to all this, given the nature of these energies, we would again like to suggest that you be well grounded before sharing these energies with others, either through distance healing or through an in person healing session format. We hope that you will enjoy your healing sessions and may these energies help to bring about very significant and profound healing & purification for the absolute and infinite benefit of all beings.



Why is the Earthensphere Symbol used on the Solar Plexus Chakra when healing myself, but used on the Heart Chakra when healing others?

This question has been raised in the Love Inspiration Community several times and so we thought it might be helpful to add some information on this here in the ebook. In short, it seems that inherently, the symbol is 'coded' to go to either the Solar Plexus or Heart Chakra, depending on whether or not the person has already been attuned to the symbol.

The channeled messages here in the ebook explain very clearly which chakra the symbol should go into for both self-healing and healing others, however unfortunately there is no mention of why the symbol is used on different chakras.

Asking Higher Consciousness for help with this question (in 2020), Gerry was guided to 'play' with the symbol herself. As soon as she drew the Earthensphere symbol it went BANG straight into her Solar Plexus chakra and nearly knocked her off her seat! It was such a powerfully intense feeling, like a real strength radiating throughout her.

Then, once she had recovered, Gerry tried sending the symbol out to others (all the airline staff in the world affected by COVID came to her mind at the time) and when she sent the energies, they were very light, soft and gentle and flowed beautifully into all of their hearts.

Therefore although we can't see any specific differences from the channelled messages Higher Consciousness gave about the symbol's use, it does seem that inherently, the symbol is 'coded' to go to either the Solar Plexus or Heart Chakra, depending on whether or not the person has already been attuned to the symbol. We are not sure why this is different to many other symbols, but it definitely seems that this particular symbol has been pre-written in this way.



3) Healing the Earth:

Sending love, light & healing energies to our Mother Earth is always a wonderful way to show our gratitude and thanks for everything that we receive from Her. One of the most beautiful things about Earth Balance Reiki is the idea that these energies have been deliberately formulated and divinely created to help bring balance, harmony and peace into our Earth at this most chaotic time.

Having now connected with these beautiful vast, expansive and peaceful energies yourself, you will no doubt understand that these healing energies really can have a profound and significant impact on the energetic vibration and with this in mind, we now invite you to use this Earth Balance Reiki Master Symbol to help bring peace, harmony and balance back into our planet.

Most of you will no doubt understand the dire need for these energies in our Earthly Realm at this time and we can but pray that you will use your new found connection to these energies to share these with our beautiful Earth Mother.

The practices are equally simple to that of our self healing and healing others practices and really do help to bring about a very significant healing into both the Earth and yourself (through an accumulation of karmic merits and through the design of these energies). With this, let us now share the message that was received from the Earth Balance Reiki Guides with much love & light:



“As a result of our own healing (and the healing of others) using the symbol Earthensphere, we are delighted to again remind you of the wondrous effect this has on the earth also. Due to the intangible nature of energies and especially those at a world level, you will need to trust us on this! But by blossoming your own heart and harmony it then follows on that all around you are also affected yes? We do trust that your understanding at this level will unfold however should you wish to, it is also possible to send the Earthensphere symbol to the earth too.

Here there is a precise administering technique that is preferred. The basic principle is to tap the symbol into the core centre of the earth. From here, the balancing and restorative energies radiate outwards. Alternatively, you can place the symbol over the whole earth but we feel a more subtle and aligning approach is to work from the inner centre out (in the same way that the energies are given to people in the heart centre).

This practice can be repeated as often as you wish and for as long as you wish. The beautiful earth is capable of receiving these energies infinitely so please use as often as you can (in addition to using on yourself and others).

With great light and thanks we deeply wish you many blessings on this pathway to restorative balance and we wish you to know that we are eternally grateful for all of your work, love & light. It is here that we bid you farewell and again say thankyou to you for your commitment to light, love, balance & harmony.

With Earth Balance blessings."
~ Matriomm

As you progress with these energies and as you place the Earthensphere symbol into the centre of the Earth, you will be able to feel the outward flowing energies as they radiate very naturally outwards for the benefit of all. As part of this, you can be assured here that these energies will be helping to bring balance, harmony and peace to this Earth on every level. For example, the Earth herself is in much need of balancing but equally so, the Earth's inhabitants are also in much need of re-balancing, harmony and love.

By working with the Earth Balance Reiki energies for Earth Healing, you will be able to share these beautifully peaceful, harmonising and love filled energies with all aspects of this planet and beyond! Please know here that like all energy based healing practices, the Earthensphere symbol will respond to the types of intentions that you set as part of your practices. As such, you will likely feel some subtle vibrational differences here with the different types of expanded intentions you use.

For example, why not try asking the Earthensphere symbol to focus on healing at a planetary level versus healing both the planet and all of its inhabitants. Can you now think of a way to expand your intention even further so that it helps to bring love, light & liberation for all?



7. ADDITIONAL INFORMATION:

As Marty & Gerry progressed through these energies themselves, there were a number of internal experiences and understandings that were gained from the practices. As such, we would now like to include these here in order to help you with your own practice.

1) The interconnected-ness of Earth Balance Reiki:

When first beginning to use the Earthensphere symbol, Gerry was placing it into the earth and into her body for a few days, after which, whilst sitting in meditation Gerry called upon the Earthensphere energies by drawing the symbol in front of her body. But then a most remarkable thing happened - Gerry began to feel the Earthensphere energies radiating up through the ground and into her body. She then understood that this was happening due to her placing the Earthensphere symbol into the core of the Earth the day before!



The energies were naturally radiating out of the earth in the same way that the sun radiates light. Receiving these energies directly from the Earth was a most beautiful experience and helped Gerry to understand that the healing with Earth Balance Reiki really does work both ways (from us to the earth and from the earth to us).

By healing ourselves, we radiate out the Earthensphere energies of balance, harmony and love to everyone and everything and the earth. However when we use these Earthensphere energies to heal the earth, the earth then radiates these energies outwards for all of us. What a beautiful synchronicity!

In this way, it is wonderful to use the Earthensphere symbol in both ways i.e. for ourselves and for our beautiful Mother Earth! Both techniques will have profound healing effects for ourselves, our planet and for all inhabitants.

2) Using Earth Balance Reiki with Usui Reiki

Given that these energies are available only for Usui Reiki Masters, we wanted to share some additional information with you here about whether these energies can be used in conjunction with the Usui Reiki energies. And for this, the Guides have chosen to channel a message directly for this and we are now delighted to share it with love & light:



Can the Earthensphere symbol be used in conjunction with an Usui Reiki session?

“Indeed dear ones, this is most appropriate. Simply place the Earthensphere symbol into yourself or the recipient anywhere during your Reiki session (where you feel it most appropriate). It is a stand alone symbol so does not need to be used in conjunction with the Usui Reiki symbols however it may be used in conjunction with them should you feel it appropriate. Please however only use the symbol once during a session (once per day) as outlined.”



3) Using Earth Balance Reiki with Animal Ascension Reiki

For those of you who have chosen to open up to the Animal Ascension Reiki energies through Love inspiration, we have understood that the Earthensphere symbol works well in conjunction with Animal Ascension Reiki. For example, by using each of the Master Symbols one after another, it can really help to significantly expand the energies you are sending out for the benefit of all.

To start with then, if you were to draw out both symbols (Earthensphere and Pellucon) in front of you and ask for these energies to shine through you for the infinite benefit of the earth and all the animals - this would be wonderful!

Alternatively, you could choose to use the Earthensphere symbol on yourself, then put it into the earth and then use the Animal Ascension Master Symbol after this to shine out for the ultimate liberation of all animals on the earth. You can now expand this even further into the entire cosmos should you feel guided to!

As a very simple 5 - 10 minute practice, this can help to accumulate many kinds of karmic merits for your own journey towards light whilst at the same time providing a very profound and deep healing for the benefit of all beings.

And this really is what the 'Universal Reiki Series' is all about - helping other beings as well as ourselves so that we can all move towards more love, light & purity for the benefit of the entire collective consciousness. What better way to do this than to move through such profound and transformational energies!

We are therefore very happy to share these energies, attunement and healing techniques with you here with much love & light in the hope that these can help you to move towards higher and more harmonious states of bliss, harmony and love in your life.



8. FINAL COMMENTS:

It is with much love and light that we wish to congratulate you on completing your Earth Balance Reiki course. It is through your own dedication, determination and love that you have been able to reach this beautiful vibration of Earth Balance Reiki and we humbly and sincerely bow down to this immense healing work with much gratitude & love.

These energies can certainly be a most valuable addition to your divine healing toolkit and it is with much hope and faith that we humbly ask you to now share these for the infinite benefit of all beings.

If you would like a certificate for completing Earth Balance Reiki, please click on the link to be taken to our website where you can [download a certificate](#) for this course in PDF format. Simply print it out and fill it in as you wish. Congratulations!

Remember that if this is your first ebook in the Universal Reiki Series, please be sure to record the date you complete this ebook, as if in the future you wish to ascend to the Master Levels, you will need to have been practicing with the Universal Reiki energies for a minimum of four years. Therefore it is helpful to keep a record of completion of your first Universal Reiki ebook!


For those of you who would like to continue on your Universal Reiki pathway with us, please be sure to [visit our website](#) and download another uplifting and inspiring ebook - something which sings for you. Or perhaps you are ready for a Master Level? Wonderful! There is no required 'resting' timeframe at the end of this ebook before commencing another course, so you can simply move into whichever course you feel guided to next (assuming you have met all of the prerequisites for that course).

For now though, we hope that you will enjoy these Earth Balance Reiki energies. May they help to bring more balance, harmony, love & purity into your life and may they be used to bring more balance, peace and harmony into our planet for all to benefit from!

With Love Inspired Blessings,

**LOVE INSPIRATION &
MAITRI FOUNDATION**





WOULD YOU LIKE TO HELP?

You have received these energies and teachings freely and with love due to the humble and altruistic grace of our donors, sponsors, teachers & translators. If you have enjoyed these energies and would like to help make them continually and freely available for others to heal, grow and awaken from, we lovingly invite you to help in the following ways:

- 💖 [MAKE A DONATION](#)
- 💖 [SPONSOR AN EBOOK](#)
- 💖 [HELP US FUNDRAISE](#)
- 💖 [DONATE A HEALING SESSION](#)
- 💖 [DONATE A REIKI EVENT](#)
- 💖 [SHARE WITH OTHERS](#)
- 💖 [TRANSLATE FOR OTHERS](#)
- 💖 [BECOME A TEACHER](#)
- 💖 [WRITE A TESTIMONIAL](#)
- 💖 [HELP US IMPROVE](#)

Your help enables Love Inspiration to continue offering ebooks and courses freely for the infinite benefit of all.

Blessings & Thankyou,
LOVE INSPIRATION & MAITRI FOUNDATION

FOR THE INFINITE BENEFIT OF ALL
May all beings live in perfect balance and harmony.