

Universal Reiki Series

# Animal Ascension Reiki



Love Inspiration & Maitri Foundation





*Love Inspiration*

*Learn • Heal • Awaken*

---

FOR THE INFINITE BENEFIT OF ALL

May all be liberated from suffering.

---



Copyright © Love Inspiration

### Prerequisites For This Ebook



*Welcome!*

*Please ensure that before you begin Animal Ascension Reiki you:*

- 1) Have completed Usui Reiki Level Two.
- 2) Have allowed yourself a minimum of 21 days from the completion of:
  - any [Ascension Pathway](#) attunement and/or
  - any Love Inspiration [ebook](#) (eg. Divine Light, Kundalini Reiki, Usui Reiki, Master Level Symbols or any other Universal Reiki ebook etc)

*(Note that here in point 2, the completion of an ebook means you have completed the whole ebook including all attunements, waiting times and compulsory daily / self healing practices, whereas the completion of an attunement means you have completed the attunement and not necessarily any waiting times or associated practices.)*
- 3) Have activated (unlocked) the Animal Ascension energies and attunement using the activation code & instructions on the next page.

*Once you have unlocked the Animal Ascension energies you are ready to begin.  
With love, we wish you well on your Animal Ascension Reiki journey!*

### Helpful Resources For This Ebook

[Sign up for free monthly Ascension Healing \(sent on the 11th of the month\)](#)  
[Join the Love Inspiration Community Facebook Group](#)  
[Download the Love Inspiration Handbook as an accompaniment to this ebook](#)  
[Start on the Ascension Pathway alongside this ebook](#)  
[Visit our Free Music & Relaxation webpage](#)  
[Sign up for an Ascension Healing Booster](#)  
[Find out how you can help](#)  
[Read our Disclaimer](#) and [Copyright Information](#)



## ACTIVATING (UNLOCKING) THE ANIMAL ASCENSION REIKI ENERGIES:

Before opening up to these beautiful Animal Ascension Reiki energies, it is very important that you firstly activate or 'unlock' the energies and attunement in this ebook. Once this is completed, you will then be ready to begin Animal Ascension Reiki!

The activation is a very simple process, done by yourself, using a specially embedded activation code to 'unlock' the energies in this ebook. The four step process is outlined below and should only take you around five minutes or so to complete.

(For more information about the activation codes or the activation process - please visit our [Activation Codes FAQ's](#)).



### ■ 1) Preparation:

Please sit or lie down, whichever is more comfortable for you, and ensure that you will not be disturbed for at least 5 minutes or so. Perhaps you wish to play some [healing or relaxing music](#), light some candles or burn some incense to create a nice ambience.

### ■ 2) Invocation:

Invoke the activation ('unlocking') by placing your hands together, fingertips touching in prayer position and saying the following:



**"With infinite grace, I ask humbly and clearly to activate the  
energies and attunement for Animal Ascension Reiki.  
With the unique activation code 914772 may this be so.  
May this activation benefit all beings.  
Thankyou, thankyou, thankyou."**

### ■ 3) Receiving:

If you wish to, you can now just sit for a few minutes as the energies are unlocked for you. After this period of time, as you feel ready, you may wish to give thanks. The activation is now complete!

### ■ 4) Understanding:

Once you have completed your activation, we ask that you now read through - "[Activation Codes and Prescribed Timeframes](#)". This will only take around a minute or so and will help you to receive the maximum benefits from all of these healing energies, attunements and practices. After this, you are now ready to begin opening up and receiving these beautiful Animal Ascension Reiki energies! May you enjoy these with much love & light and with an intention to benefit all beings.





## AN OVERVIEW OF UNIVERSAL REIKI:

Before we open up to the beautiful Animal Ascension Reiki energies, let us firstly point out here that these energies are a sub-category of the Universal Reiki Series. To help explain this in more detail we now lovingly refer you to the channelled message that was received from the Guide Plion which introduces the concept of Universal Reiki:

“Universal Reiki is a set of teachings and energies specifically designed to increase the flow of energy in the Universe. In this way, all energies are joined and therefore once you affect one (even the smallest, tiniest one) it has an effect on the others.

Universal Reiki opens a direct channel of energy sources known as ‘The Obturion’ featuring an assortment of very high energetic frequencies to help you on your Universal Reiki pathway. These high frequency energies are here to help your kind to open further to the light of love and loving kindness for all infinite beings. Including those of which you do not know, or see. This is an important aspect for your healing pathway, for indeed to wish the great liberation for all beings means there must be comprehension of more than just the self.



Here we will be unfolding the tree of Universal Reiki in a simple set of complete teachings, encompassing the energy radiances required to expand the consciousness. Six sets of teachings shall manifest a great abundance of love expansion within each and every one of you, however it is not a requirement that all six are taken. Here the importance is for you to choose which ones you feel drawn to at any time. In this way, there are no set order for the teachings and you may take as many or as little as you wish. Please simply complete the required prerequisites as deemed necessary.

Universal Energy and Universal Reiki are two frequencies of very pure light and from this, we shall burst forth into a new dimension of egoic-lacking consciousness. Here we open our hearts through these teachings to a more expanded understanding of oneness and unity through the field of love. In all situations where love prevails, the greater good of all instantly and overwhelmingly benefits.

We do trust that the Universal Reiki energies will meet your love-filled passions with great plight. Go well and open to the Universal Reiki energies with much love. For this you shall be optimally rewarded.”

~ Plion

**ANIMAL ASCENSION REIKI**  
**UNIVERSAL REIKI SERIES**

**AN OUTLINE OF THE UNIVERSAL REIKI SERIES:**

With much love, please find below the overview table of the 'Universal Reiki' Series.

| Universal Reiki Series                                                                                                                                                                           |                                                                                                                                                                                                                                                                  |                                                                              |
|--------------------------------------------------------------------------------------------------------------------------------------------------------------------------------------------------|------------------------------------------------------------------------------------------------------------------------------------------------------------------------------------------------------------------------------------------------------------------|------------------------------------------------------------------------------|
| NAME                                                                                                                                                                                             | PREREQUISITE (SEE MORE ON PAGE III OF EACH EBOOK)                                                                                                                                                                                                                | TIMEFRAME                                                                    |
| Animal Ascension Reiki                                                                                                                                                                           | Usui Reiki Level 2 + You have allowed yourself a minimum of 21 days from the completion of any other Universal Reiki ebook, any previous Usui Reiki Level 2 - 9 attunement or any other previous attunement (e.g. Ascension Pathway etc.)                        | 35 days<br>(Approx. <b>1 month</b> )                                         |
| Earth Balance Reiki                                                                                                                                                                              | Usui Reiki Level 3a (Reiki Master Healer) + You have allowed yourself a minimum of 21 days from the completion of any other Universal Reiki ebook, any previous Usui Reiki Level 3 - 9 attunement or any other previous attunement (e.g. Ascension Pathway etc.) | 52 days<br>(+ 3 - 5 months daily practice)<br>= Min. <b>5 months</b>         |
| Solar Reiki                                                                                                                                                                                      | Usui Reiki Level 3a (Reiki Master Healer) + You have allowed yourself a minimum of 21 days from the completion of any other Universal Reiki ebook, any previous Usui Reiki Level 3 - 9 attunement or any other previous attunement (e.g. Ascension Pathway etc.) | 29 days<br>(+ 7 - 21 days of self healing practice)<br>= Min. <b>1 month</b> |
| Transfusion Reiki                                                                                                                                                                                | Advanced Usui Reiki (Levels 4,5 & 6) + You have allowed yourself a minimum of 21 days from the completion of any other Universal Reiki ebook, any previous Usui Reiki Level 4 - 9 attunement or any other previous attunement (e.g. Ascension Pathway etc.)      | 94 days<br>(Approx. 13 weeks / <b>3 months</b> )                             |
| <i>You must have amassed 4 years minimum time practicing with the Universal Reiki energies before commencing the Master Levels.</i>                                                              |                                                                                                                                                                                                                                                                  |                                                                              |
| Universal Reiki Master I                                                                                                                                                                         | Have completed all four Universal Reiki ebooks<br>+<br>Have been practicing with the Universal Reiki energies for no less than 4 years (i.e. from the date of completing your first Universal Reiki ebook)                                                       | Approx. <b>20 months</b>                                                     |
| <b>9 months rest</b>                                                                                                                                                                             |                                                                                                                                                                                                                                                                  |                                                                              |
| Universal Reiki Master II                                                                                                                                                                        | Have completed Universal Reiki Master I<br>+<br>Have waited the minimum 9 month timeframe after completing Universal Reiki Master I                                                                                                                              | 128 days<br>(Approx. 18 weeks / <b>4 months</b> )                            |
| <b>Minimum Total Completion Time for the Universal Reiki Series = 81 months / 6.75 years</b><br>[4+ years (to reach Master I) + 20 months for Master I + 9 months rest + 4 months for Master II] |                                                                                                                                                                                                                                                                  |                                                                              |

## HOW TO RECEIVE THE UNIVERSAL REIKI ENERGIES:

In the table above, you can see that there are a total of six ebook in the Universal Reiki Series. The first four of these ebooks can be thought of as 'practitioner' levels and help to introduce one set of Universal Reiki frequencies each i.e. Animal Ascension Reiki, Earth Balance Reiki, Solar Reiki and Transfusion Reiki.

These first four Universal Reiki levels can be received *in any order* by anyone who has completed the prerequisites. Simply open up to whichever energies feel right for you at the time. Wonderful!

Once all of the four 'practitioner' courses have been completed, you will then be able to move into the two Master Levels if you wish, starting with Master Level I and then moving into Master Level II. It is important that these Master Levels are completed *in order* as these energies build on top of one another to help bring about a significant expansion and deepening of the Universal Reiki experience.

Before proceeding into the Master Levels, you will also notice here that the Guides have asked that a minimum of four years Universal Reiki practice be completed. This four year practice timeframe helps to ensure that each recipient is energetically prepared for the truly expansive range of Universal Reiki Master Level energies for the infinite benefit of all. This is indeed a very important step forwards to becoming a Universal Reiki Master and we kindly ask that this be lovingly respected for the benefit of your own growth and inner transformation.

In summary, let us now highlight the prerequisites for Universal Reiki Master I:

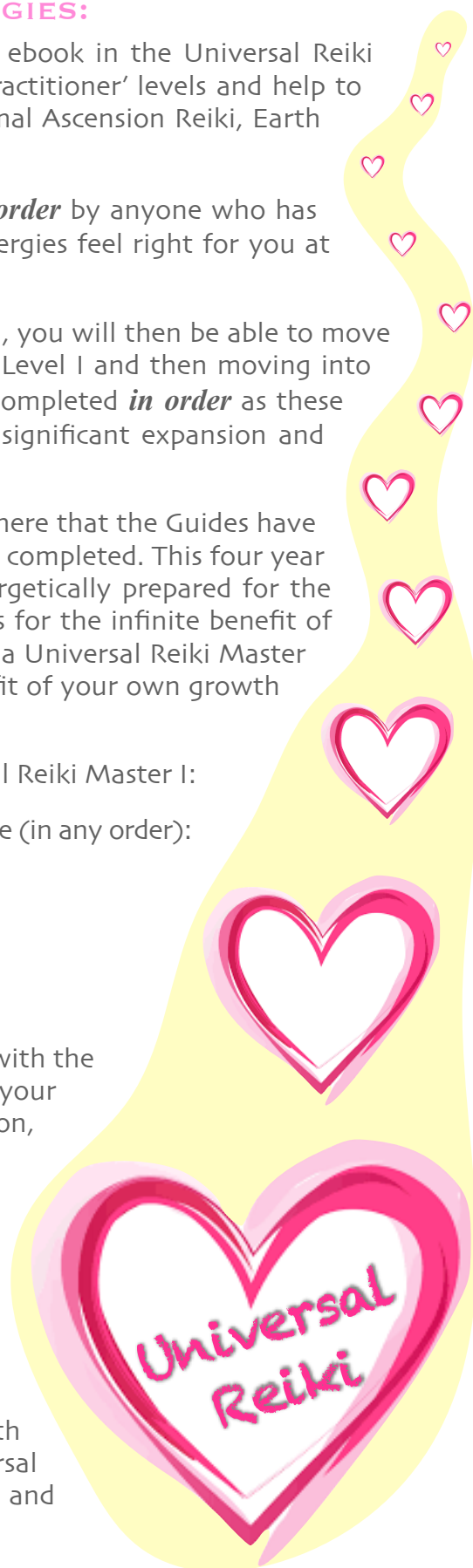
1) You have completed the four Universal Reiki's as a prerequisite (in any order):

- Animal Ascension Reiki
- Earth Balance Reiki
- Solar Reiki
- Transfusion Reiki

2) You have completed a four year timeframe of practicing with the Universal Reiki energies from the **date of completion** of your first Universal Reiki ebook (whether it be Animal Ascension, Earth Balance, Solar or Transfusion Reiki).

If this is your first ebook in the Universal Reiki Series, we would also like to suggest that you record your date of completion of this course. In this way, if you do wish to ascend into the Master Levels at some point in the future, you will very easily know how long you have been 'practicing' with the Universal Reiki energies.

For now though, we hope that you will enjoy connecting with these beautiful, deeply healing and transformational Universal Reiki energies and may they help to bring much love, light and happiness into your life for the infinite benefit of all beings.



**ANIMAL ASCENSION REIKI**  
**UNIVERSAL REIKI SERIES**

---

**CONTENTS:**

| Content                                                    | Page |
|------------------------------------------------------------|------|
| Dedication                                                 | I    |
| Prerequisites & Helpful Resources                          | II   |
| Activating (Unlocking) The Animal Ascension Reiki Energies | III  |
| An Overview Of Universal Reiki                             | IV   |
| An Outline Of The Universal Reiki Series                   | V    |
| How To Receive The Universal Reiki Energies                | VI   |
| Contents                                                   | VII  |
| <hr/>                                                      |      |
| Welcome To Animal Ascension Reiki                          | 1    |
| 1. Ascension & Liberation For All                          | 4    |
| 2. Introducing Animal Ascension Reiki                      | 6    |
| 3. An Understanding Of Animal Ascension Reiki              | 8    |
| 4. Animal Ascension Reiki Symbols                          | 11   |
| 5. Instructions For Receiving Your Attunement              | 17   |
| 6. Giving Animal Ascension Healing Sessions                | 22   |
| 7. Bringing Benefit and Liberation To All                  | 34   |
| 8. Final Comments                                          | 38   |



---

**GET THE MOST CURRENT VERSION OF THE ANIMAL ASCENSION REIKI EBOOK!**

Please note that this ebook is updated as further information comes to light, therefore before you begin, and periodically throughout your cleanse if you wish, please [visit our website](http://www.LoveInspiration.org.nz) to check you have the most current version. The version number and date are listed in the bottom right hand corner of each page of the book and only the version on our website will always be the most current.

---





*Love Inspiration*

*Learn • Heal • Awaken*

## ANIMAL ASCENSION REIKI UNIVERSAL REIKI SERIES

### WELCOME TO ANIMAL ASCENSION REIKI:

It is with much love and warmth that we welcome you here to this highly unique and uplifting energy based healing system - Animal Ascension Reiki. During the course you will be provided with a wonderful chance to connect with a beautiful and ascensional set of divine healing energies that can help to bring much love, light & healing into the animal realm.

Ultimately, these very specialised energies have been brought through to the world at this time in order to help our animal friends to move towards their 'liberation' and in this way, these energies will be helping to provide a more direct route for each animal you treat to move towards an ascended state of being - hence the name Animal 'Ascension' Reiki.

As part of this, as you open up to becoming a divine channel for these Animal Ascension Reiki energies, you yourself will very naturally move through some of your own healing & purification as you are guided towards becoming a more effective healing channel for the ultimate benefit of all.

For example, you may well be guided towards letting go or releasing any energies relating to fear or other types of negativity that your consciousness might be holding onto, relating to animals. In this way, these beautiful energies will also be very healing and uplifting for you as you are guided to releasing these energies and moving into more love & light.

In addition to this, as you are moving through these energies, you will likely be guided towards a deeper feeling of love & compassion for all types of animals. So please don't be surprised if the universe brings your more furry (or not so furry) friends into your life in the coming months ahead!





## ANIMAL ASCENSION REIKI

### UNIVERSAL REIKI SERIES

---

Most importantly, during this course you will be learning how to share these energies with an open heart and with a wonderfully pure intention. Due to the nature of these 'ascensional' energies, it is important to discuss what the terms 'ascension' and 'liberation' mean as a way of guiding you towards a deeper understanding about what it means to work for the ultimate liberation of all beings (including our animal friends).

More generally then, throughout this course, we will be doing our best to take you through everything very easily and simply, step by step so that you can become an accomplished Animal Ascension Reiki practitioner over this next month or so. And as part of this, we will be discussing some of the more introductory aspects of the course first, followed by the important practical aspects of these energies, attunements & practices.

For those of you who have come to these teachings from an Usui Reiki background only, we should point out here that the Animal Ascension Reiki attunement is quite different from other Reiki attunements. Due to the nature of these energies, you will be guided here to digest your attunement over a number of weeks through a daily practice.

We wish to point out here also that all of these teachings, energies, attunements and practices have all been divinely designed by 'Higher Consciousness'. Love Inspiration is simply a channel for these teachings to flow through and we then share these with you from our hearts. We have done our best to accurately represent everything that has been bestowed upon us and we do so with an intention of helping all beings to reach ultimate liberation, happiness and joy in their life.

Finally and on behalf of all of our animal friends, let us take this opportunity here to say a big thank you from our hearts for taking this beautiful step forwards on your healing journey. We sincerely hope that you will enjoy this course and that it helps to bring more love, understanding and happiness into your life and the lives of many beautiful animals, big or small.





## 1. ASCENSION & LIBERATION FOR ALL:

As part of any energy based healing practice, it is always nice to start by setting our intention so as part of this Animal Ascension Reiki course, let us now very briefly discuss two very important concepts which are very relevant for the Animal Ascension Reiki teachings: Ascension & Liberation.

We understand that these are both very 'deep' concepts to start a course with however we also feel that both of these concepts are central to the Animal Ascension Reiki teachings to flow from. As such, by starting here with these very foundational concepts, we hope to establish the basis for which the beautiful divine healing can then manifest.

### a) Understanding Ascension

To start with then, when defining the word ascension, it is quite common for us to think about the raising of energetic vibration to describe this process i.e. as we '*ascend*' to more love & light in our life. And of course, there will be many different techniques and methods that can help us to *ascend* into higher and more harmonious vibrations of love & light.

In more recent times, the word 'ascension' has taken on new meaning, with the understanding that our Earth is slowly being divinely guided towards what many channels, mediums and Gurus have described as a 'Golden Age' here on Earth.

As one example of this, with the establishment of Love Inspiration, we have been told on numerous occasions from a wide range of 'Higher Consciousness' entities, that the Earth (and her inhabitants) are currently moving through a very significant shift in their energetic vibration. This all seems to be part of a beautiful and divinely orchestrated plan to help us move from an egoic based consciousness into a unified consciousness, one which is filled with infinite love, kindness & compassion.

We understand that this concept is still very new to the world, however it is something that Love Inspiration has been working towards since it's conception in 2011. During this time, we have received two main 'Ascension Pathways' and a range of other energy based healing systems which all seem to help with accelerating the process of ascension, for the ultimate benefit of all beings.

As we understand it, a big part of the shift from our current egoic consciousness into a more love based consciousness seems to manifest as an organic shift from intentions like 'how can I benefit myself' into intentions which are based in altruism & love e.g. 'how can I benefit all with love'.

And it is now, within this framework of 'ascending' into higher states of love, light & unity that we can now start discussing the idea of ultimate and absolute liberation.

### b) Understanding Liberation

The idea of liberation or freedom generally comes from the foundational idea that we are all currently living in some form of 'suffering'. Whether this be physical suffering, emotional suffering or mental suffering or whether it be very minor suffering, mild suffering or major suffering - it is commonly agreed upon in most spiritual and religious traditions that our physical reality generally holds much pain & suffering.



As we delve deeper into this concept of suffering i.e. to find the root causes, we can be led to an understanding that almost all suffering comes from a lack of purity, love, peace or understanding.

For example, by not understanding the one-ness of all things and our own truly infinite & divine nature, many of us believe that we are just this physical body. As such, we spend our life performing actions that are based on intentions of excessive self cherishing e.g. actions based in attachment, greed, aversion, anger, ignorance and pride to name but a few.

This is a truly sad state of existence whereby our deepest desire is to bring happiness into our life but where our intentions and actions seem to lead us towards lower vibrational states and more suffering. And this is what is often referred to as being caught or 'trapped' in the karmic cycle of existence.

In many spiritual traditions, it is believed that a living being will continue to take rebirth until the soul has cleansed or purified all of its karmic debts. It is also believed that doing good actions (those that are based in love, kindness & compassion) helps to accumulate good karmic merit and therefore helps the soul to ascend into higher and more harmonious vibrational states. In this way, we are all on our journey back to a state of infinite & divine purity.

If we continue this journey upwards, where we reach this place of absolute purity of body, mind and soul - this is said to be the place of 'ultimate liberation'. A place where there is infinite joy, peace & happiness and where total freedom has now been achieved from the continual cycle of rebirth, karma and suffering. This is what it means to work for the ultimate 'liberation' of all beings.

So with all this in mind, when we speak about helping our animal friends 'ascend' towards ultimate 'liberation', what we are actually saying is that we wish their energetic vibration to be raised and purified to the point where they are no longer needing to experience suffering in any way whatsoever. This is a very powerful and benevolent intention!

As we progress on our healing pathway and as we start opening up to the idea of liberating ALL beings from suffering - this is another beautiful and powerful intention that can help to bring about much love, light & purification into your life. This is something that we address more in our [Ascension Pathways](#) as it becomes a really crucial concept for those who are moving into the higher states and realms of consciousness.



These Animal Ascension Reiki energies are indeed a truly unique system of 'Reiki' in that we are moving towards these very pure and benevolent intentions and with this short section, we hope that we have armed you with a good foundational understanding from which you can now platform from through these beautiful ascensional energies!



## 2. INTRODUCING ANIMAL ASCENSION REIKI:

Having now opened up to what it means to work for the ultimate liberation of all (which includes our animal friends), let us now hear from the Guide Decroton who provides us with a firm introduction to these Animal Ascension Reiki energies.

Here, we can understand why these Animal Ascension Reiki energies have been brought through and also how we can start to move forwards on our own pathway to help bring welfare, happiness, ascension & liberation to our animal brothers & sisters:

---

### Introducing Animal Ascension Reiki

“To extend our compassion beyond our own realm of human-ness is to seek liberation for all beings, including animals. Here, with love we wish to welcome you to Animal Ascension Reiki and the chapters that will unfold for you on the pathway of helping the animal kingdom to rise in vibration.

Each step that we, as humans, take to extend our loving kindness and compassion enables us a growth of freedom and a step towards our own liberation also.



For our animal friends however, the inability to mindfully and purposefully raise their own vibration is dictated by their karmic circumstances (the fact that they were not ‘born’ human). It is therefore with great love and immense compassion that we open this field of Animal Ascension Reiki to you, in order for much blossoming in the animal world.

Without question, our dear animal brothers and sisters are in a world of suffering, as too are we, the human race. Suffering from the annihilation of habitats, pollution and disease as the human species raises the resource demand for their own greed and selfish satisfaction. The consumption of animal products, flesh and by-products leads harmfully and distastefully to deep impending karmic debt, of which the human race is quickly and efficiently becoming swamped in.

By taking these Animal Ascension Reiki teachings, we deeply hope that you will consider and reconsider the impact of consumption and use of animals and their products. In this way your own energetic purity is far more likely to be blessed with greater healing ability as your channel becomes purer and purer.

The Animal Ascension Reiki energies are deeply engrained with the concept of liberating all and although each symbol serves it's own purpose, the underlying foundation is that all beings deserve liberation. Whether it be a whale, an insect, a domestic dog, a wild dog, a great white shark, an eagle or a reptile, all are beautiful and divine in their own creation and all are worthy of liberation from suffering.

With this, we gracefully welcome you again to this set of teachings aimed at liberating animals from the bounds of their confinement and with deep love and admiration we wish you great faith on your pathway forwards.

May all beings, animals included, be liberated from suffering.”

~ Decroton



As we digest this message from the Guide Decroton, we can begin to understand that it is not just through our divine healing abilities that we can help the animal realms but rather through a devotion to living a more positive, virtuous and loving life towards them.

Undoubtedly, there will be many of you reading this who still eat animals or consume a variety of animal products as part of your daily life and up until this point, this may have felt totally natural. Like many people, Marty and Gerry too consumed many kinds of animal products without thinking, reflecting or contemplating their actions, however having now moved through these kinds of higher vibratory energies, they now feel that for them, they would rather not contribute to suffering, pain or anguish of any living being.

With these new energies coming into your life, we lovingly invite you to spend some time here to just reflect on this information and to think about how it may apply to your life. Is there anything that can help you to ascend towards a higher and more evolved way of life? Do you feel happy to open up to liberating animals on one hand but still promote killing of a 'meat' animal on the other?

It is not our role here to pass judgement in any way but rather, encourage you to contemplate and meditate on these ideas and concepts and ask you to come to your own realisations. Quite often, we find that people will very naturally give up these types of foods as their energetic vibration raises closer towards love so above all, please be loving and kind to yourself as you are opening up to these concepts.

And remember that beating yourself up is also not a part of the healing pathway towards light. Like all things, please be gentle, loving and forgiving with yourself in the knowledge that you are only able to do your best at any given time. It is often not easy to make changes in one's life so again, please be gentle and kind with yourself as you are opening up to these new concepts.




### 3. AN UNDERSTANDING OF ANIMAL ASCENSION REIKI:

Having now introduced some of the key concepts of Animal Ascension Reiki and after this brief introduction about what it means to become a divine healing channel for the animal world, let us look more deeply now at the Animal Ascension Reiki healing system. To do this, we are now very happy to share the following message that was received from The Animal Ascension Reiki Guide *Picron*:

---

#### An Understanding Of Animal Ascension Reiki

"Greetings dear ones. With warmth and love we welcome you to Animal Ascension Reiki. For the most part, the energies involved here will be a deep and profound transformation of your own energy field in order to fully assimilate the new Animal Ascension energies. Here, please do not be alarmed should you go through your own healing as these healing symbol energies are embedded in your energy field. Although the energies are used to transform and heal animal frequencies, there is purification required from you also, the giver, radiator and channel. We trust that as you progress on your journey you will come to understand more of the animal world and hold more and deeper compassion for these beautiful beings.



Use your insight and depth of inner knowledge to point you in the direction of liberating animals from their suffering and do this with great love and deep compassion. Know that your help, no matter how small, is a great step forwards not only for the liberation of animals but also for the liberation of humans. For as we raise our own energetic vibration we are also raising the vibration of the collective 'everything'. Each step we take with loving kindness benefits all infinite beings and walks us all closer towards liberation.

The Animal Ascension Reiki energies are a primary step into healing our animal friends, enabling energetic transformations at a fundamental level of existence. The energies are steeped in compassion and harmony allowing great changes to manifest and great purification to take place. We ask kindly and with love that these energies are used with the utmost pure intention for liberation and that they are not intended to bring about changes that the human owner or keeper wishes. These energies will not work in this way and will not align with such intentions. As always, keep an open mind when administering these energies and keep the animal's highest good in mind always. The energies will then go to work in the best way possible for the best healing for the animal at that time.



The four symbols are given, each with a different purpose, however the Master symbol encompasses all four of the symbol's energies and is the most effective tool for bringing about great transformation. Please note however that energetic transformation, as with humans, can take much time before subtle effects are consciously noticeable. In this instance, please simply know and trust that with your beautiful intention to liberate all animals (and all beings) that the energies are indeed working - and working wonderfully.

The Master Symbol also calls upon great extended energies from a very pure source and in this way, it may be easier / more effective to use this symbol by distance. Here we have therefore recommended the prerequisite of Usui Reiki Level 2 in order to encompass this distance technique. We trust that this meets your earthly requirements. The Master Symbol can however also be used 'in-person' as you wish.

Overall, and with our deepest blessings, we wish you immense love and great purity on your animal healing journey. It is indeed a wonderful blessing to have reached these energies and we trust you will consider this as such. With deep respect and with the liberation of beings in mind, may you stride quickly and easily into Animal Ascension Reiki for the ultimate benefit of liberating all."

~ Picon



From this we can understand that these beautiful Animal Ascension Reiki energies are here to help bring about very significant and profound healing within any animal you decide to send energy to. Given that these beings are unable to open themselves up to receiving these energies, they will be relying solely on you to do this work for them with much love & compassion. And what a truly wonderful way to share love, compassion & ascension with another living being!

It is also important to understand here that these energies have all been divinely designed *specifically* to help bring the animal's soul closer towards a state of liberation & ascended states of being. As part of this, the animal you are treating will be receiving a wonderfully vast range of healing & purification at all levels of their being i.e. physical, mental, emotional and spiritual level.



You can also see here that the Animal Ascension Reiki energies are being administered or shared through a number of Reiki healing symbols which can be used either in person or by distance. In total, there are five healing symbols being passed on to you here and we will be covering this information in more detail in the next section.

## ANIMAL ASCENSION REIKI

### UNIVERSAL REIKI SERIES

---

Like other Reiki practices, the symbols being shared with you here will be used to invoke or call on these 'Higher Consciousness' energies as you go about giving 'healing sessions'. By calling on these symbols, the divinely guided healing energies will then be able to flow through you (as the divine healing channel) so that the animal's energy field can be healed, purified & ascended towards liberation (in line with its karmic circumstances).

In addition to this, these five symbols will also be required for the attunement process in what will likely be a very different attunement experience for those of you coming only from the Usui Reiki lineages.

The attunement process for Animal Ascension Reiki takes around five weeks to complete with a daily practice time of around 5 - 10 minutes or so each day (with a few [rest days](#) and additional practices in between). This helps the energies to assimilate and be digested into your consciousness and is a truly wonderful way to open up to these energies.

Throughout the attunement process, these new energies will also be very likely bringing some healing issues to the surface as you are guided to heal, purify and grow towards more love, light & compassion.

Please know that this is a very natural part of the process to becoming an Animal Ascension Reiki healing channel and this is a beautiful way of healing and growing personally with an intention of helping others to ascend to more love, light & purity.

Finally, we wish to again thank you for your commitment and dedication towards sharing these divine healing & ascension energies with the animal world. May this wonderfully benevolent work help to bring much joy, happiness and light into your life and may they bring benefit, joy and liberation to the infinite all!





#### 4. ANIMAL ASCENSION REIKI SYMBOLS:

As part of this course, you will be receiving a total of five Animal Ascension Reiki symbols. Four of these are healing symbols and one is the all important Master symbol.

As with most energy based healing practices, each healing symbol works with a slightly different energetic frequency and as such, each has a unique purpose for its use in healing. The Animal Ascension Reiki Master Symbol is slightly different in that it encompasses *all of the energies* of the four healing symbols. And to make things as easy as possible, here is a brief summary of the Animal Ascension Reiki symbols and their respective uses:

- ♥ **Ocroton:** *Calls on 'animal ancestors' for use in general healing*
- ♥ **Decroton:** *Healing harmful instincts caused by past trauma*
- ♥ **Melloton:** *Healing illness at all levels i.e. physical, mental, emotional & spiritual*
- ♥ **Zolloton:** *Bringing the animal towards liberation*
- ♥ **Pellucon:** *A Master Symbol which encompasses all of the energies from the first four symbols*

Again, the energies vibrating within each of these symbols have all been divinely designed and developed for use on animals and as such, these energies are not intended for use on humans (although they are of course not harmful in any way). Each of the symbols can be used on ALL animals which include birds, fish, mammals, pets, reptiles, amphibians, wild animals, insects, marsupials - any animal you can think of!

Let us start here then by introducing each of the five symbols and briefly describing how you can use them in your healing sessions. There will be an additional 'healing section' a little further down so the purpose of this section is to introduce the symbols (including how to draw them correctly) and to share the information that came through from 'Higher Consciousness' explaining the divine healing purpose for each symbol.

Once you have an understanding about the symbols themselves and how to use them in your healing, we can then guide you through the attunement process (as this requires the symbols). Once the attunement process is completed, you will likely have a deeper understanding about the energies themselves and then, we can start discussing how to give Animal Ascension Reiki healing sessions (either in person or by distance).

The prerequisites for this course have been set as minimalistic as possible so that these energies can be spread to where they are needed as effectively as possible. As part of the information that came through, the Guides suggested that a knowledge of hands on healing and distance healing was important prior to moving into the Animal Ascension Reiki practices.

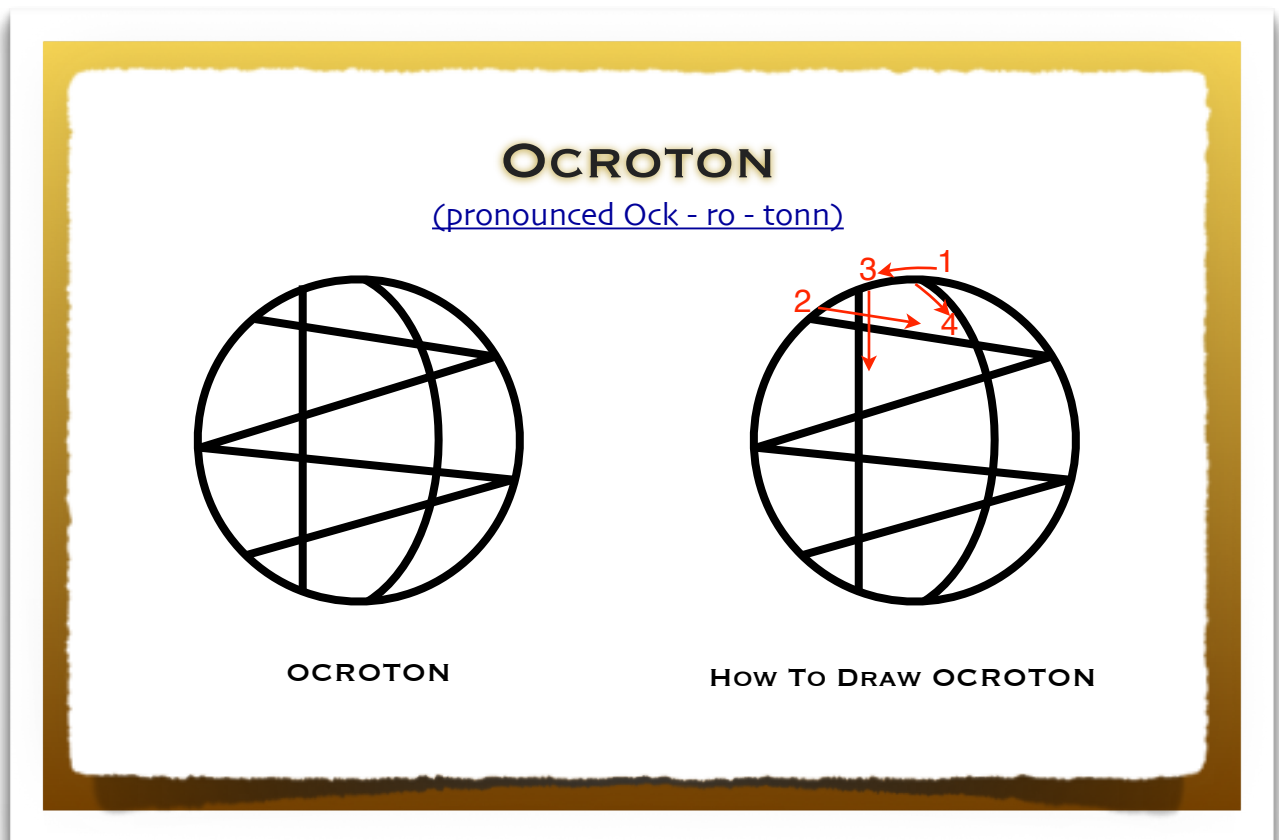
For now, we hope that you enjoy these new symbols for use on animals. May you enjoy the healing and purification that comes to you by opening up to becoming an Animal Ascension Reiki channel and may you be guided towards helping many beautiful animal souls move closer towards health, peace, happiness and ultimate liberation!



## I) Ocroton:

“The Ocroton symbol calls on the animal’s ancestors to bring forth the growth and healing required in order for the animal to rise in vibration. Depending on the animal’s current vibration and its karma, the healing can be anything from physical to etheric and will allow its soul essence to soar.”

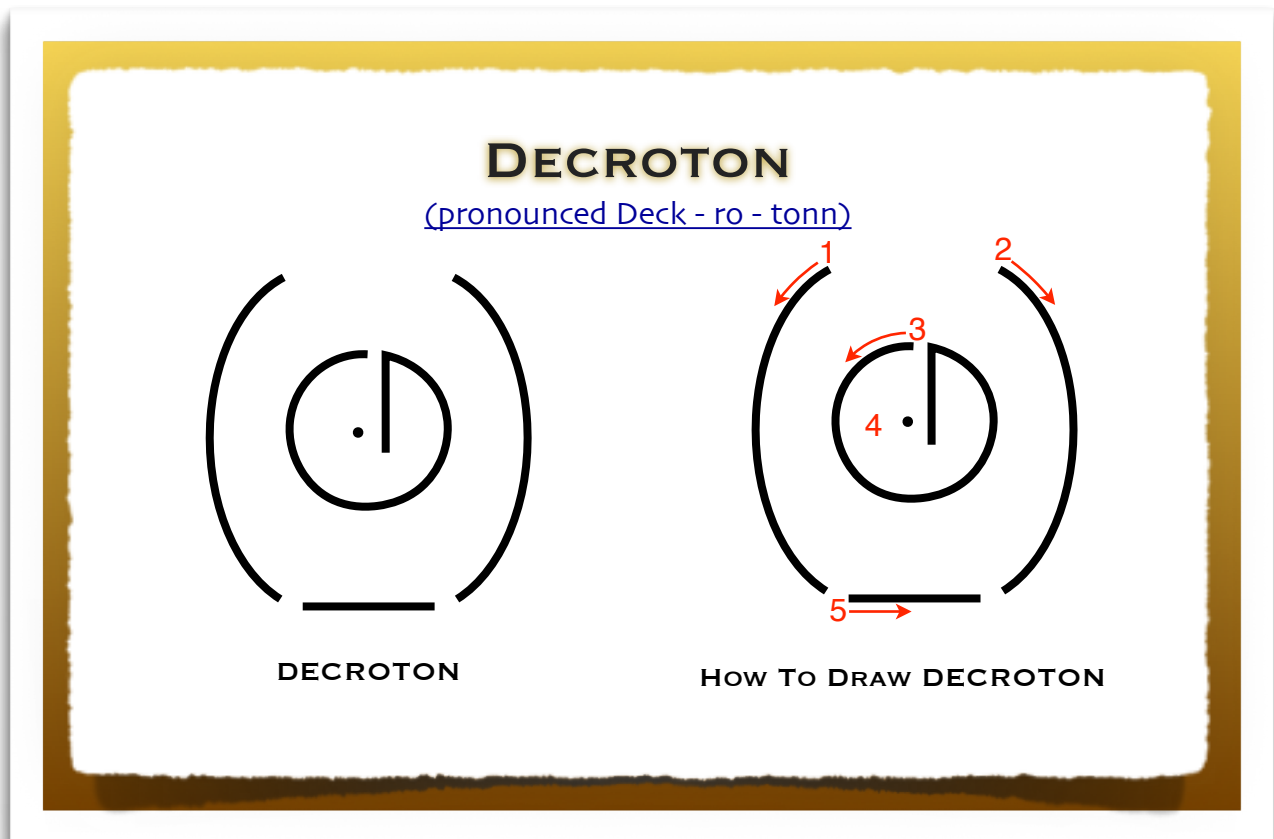
To use Ocroton, shown below, in your healing practices, simply project, place or intend the symbol into the animal’s Crown Chakra for 3 - 5 minutes. As it may be difficult to keep your hands on the animal’s head, please feel free to hover your hands above the animal’s head or alternatively, you can also send this symbol by distance.



## II) Decroton:

“Animal instincts are highly evolved and can be enveloped in categories. Decroton serves to eliminate unpleasant or harmful instincts caused by past or this life trauma. The healing here takes the animal to a new category of instinct and as such, allows the animal to grow and heal.”

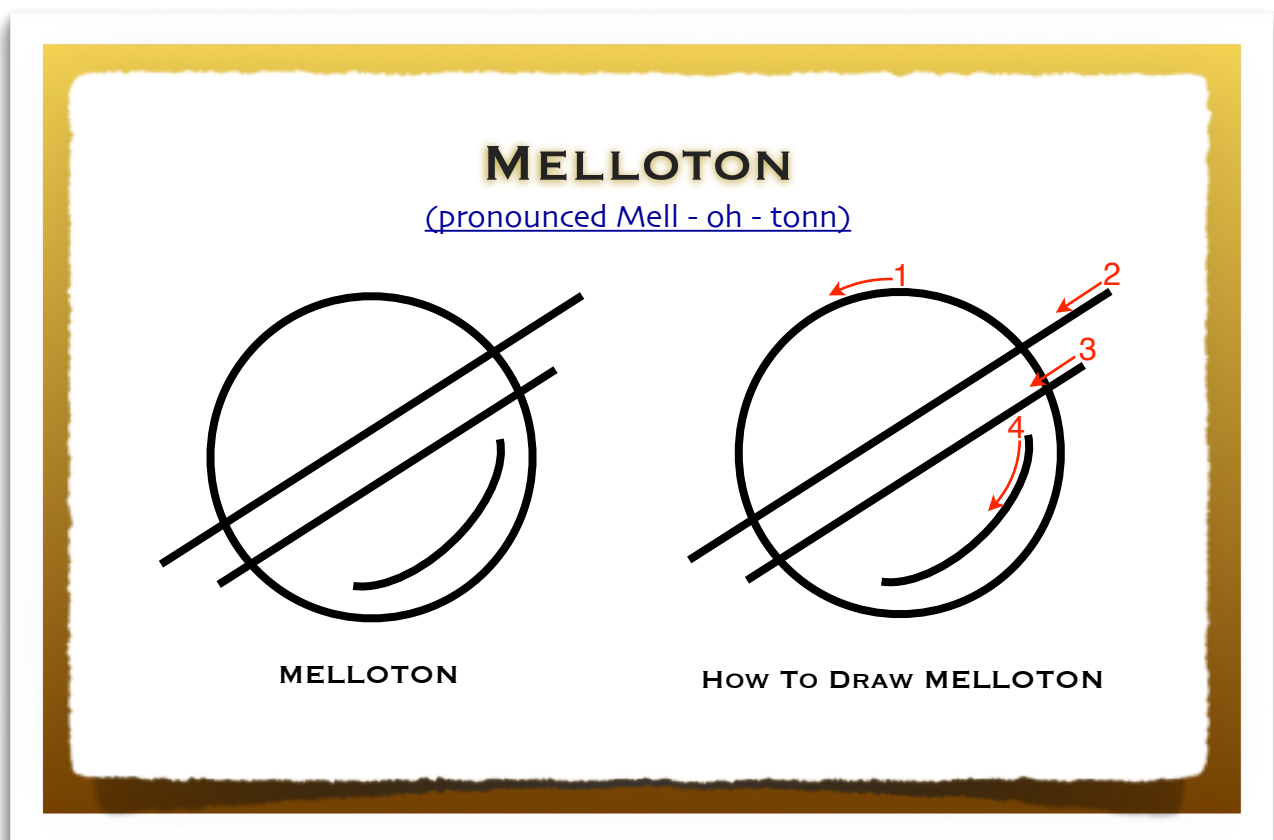
In the same way as you have used Ocroton, the Decroton symbol, (shown below) can be projected, placed or intended into the animal's Crown Chakra for 3 - 5 minutes. You are again welcome to hover your hands above the animals head or alternatively, send these healing energies by distance.



### III) Melloton:

“An appeal for illness to be healed. Internal or external, physical, emotional or spiritual - whatever the cause of suffering, this elemental symbol breaks down the components and frees the energy. This process may take prolonged periods however as always, any healing is dependant on the animal and its circumstances and karma.”

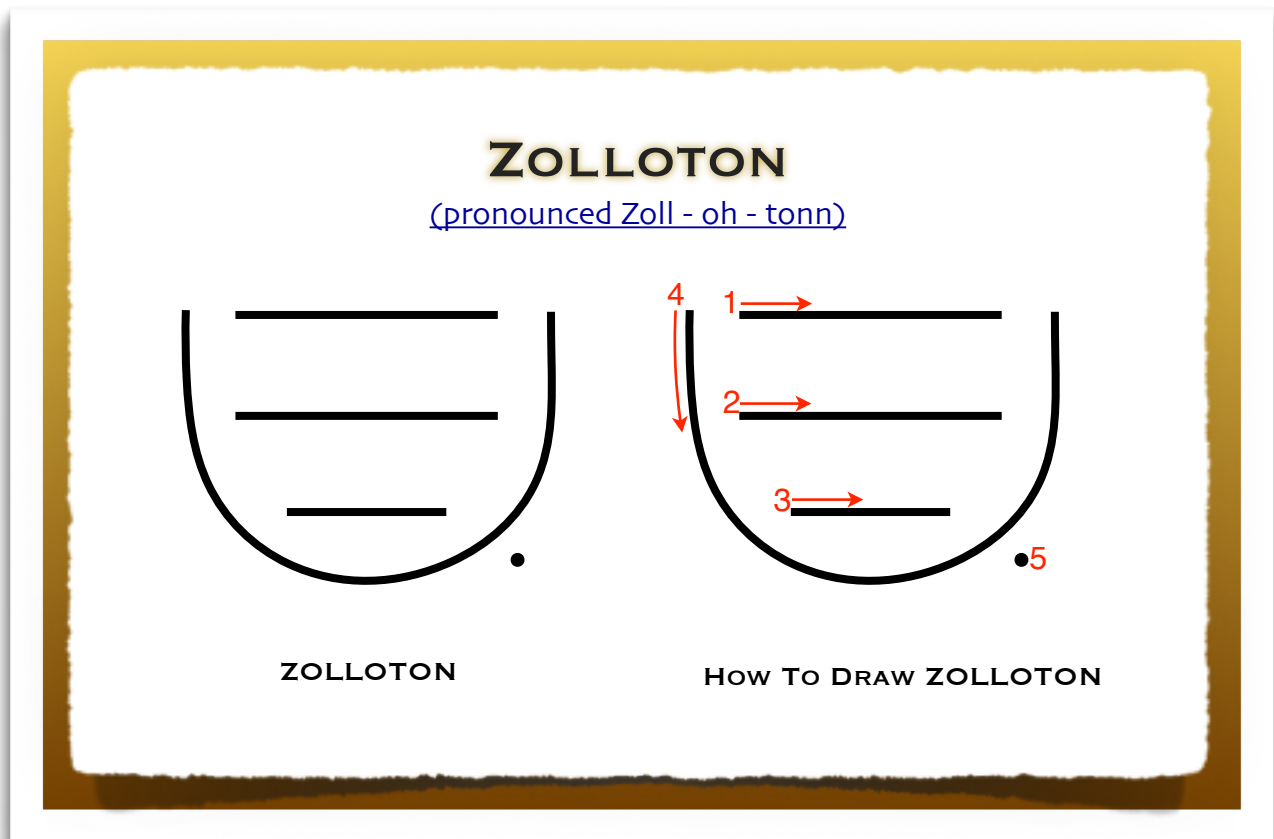
To use the Melloton symbol, (shown below) please again project, place or intend the symbol into the animal's Crown Chakra for 3 - 5 minutes. We again invite you to position your hands in any way you feel is best or alternatively, send the energies by distance.



## IV) Zolloton:

“As with humans, all animals require love and compassion. However without the essence of a human rebirth, animals are not able to work towards their own liberation. The symbol Zolloton has been specifically formulated to bring about the energies required to stir and manifest karmic merit on the animals behalf, in order to bring it closer to liberation. This is an extremely valuable symbol and shows the expanse of energies now being made available to your Earth Realm.”

For Zolloton, we ask that you carefully set your intention clearly and for the highest possible benefit of all before commencing. Once ready, please project or intend the symbol into the animal's Heart Chakra three times. The Guides prescribed that at a minimum, this process should be completed once per day for three consecutive days however for added effectiveness, you can repeat this process as much as you wish throughout each day. There was no specific timeframe given here by the Guides so please be guided by your own intuition for how long to connect with these energies.



## V) Pellucon:



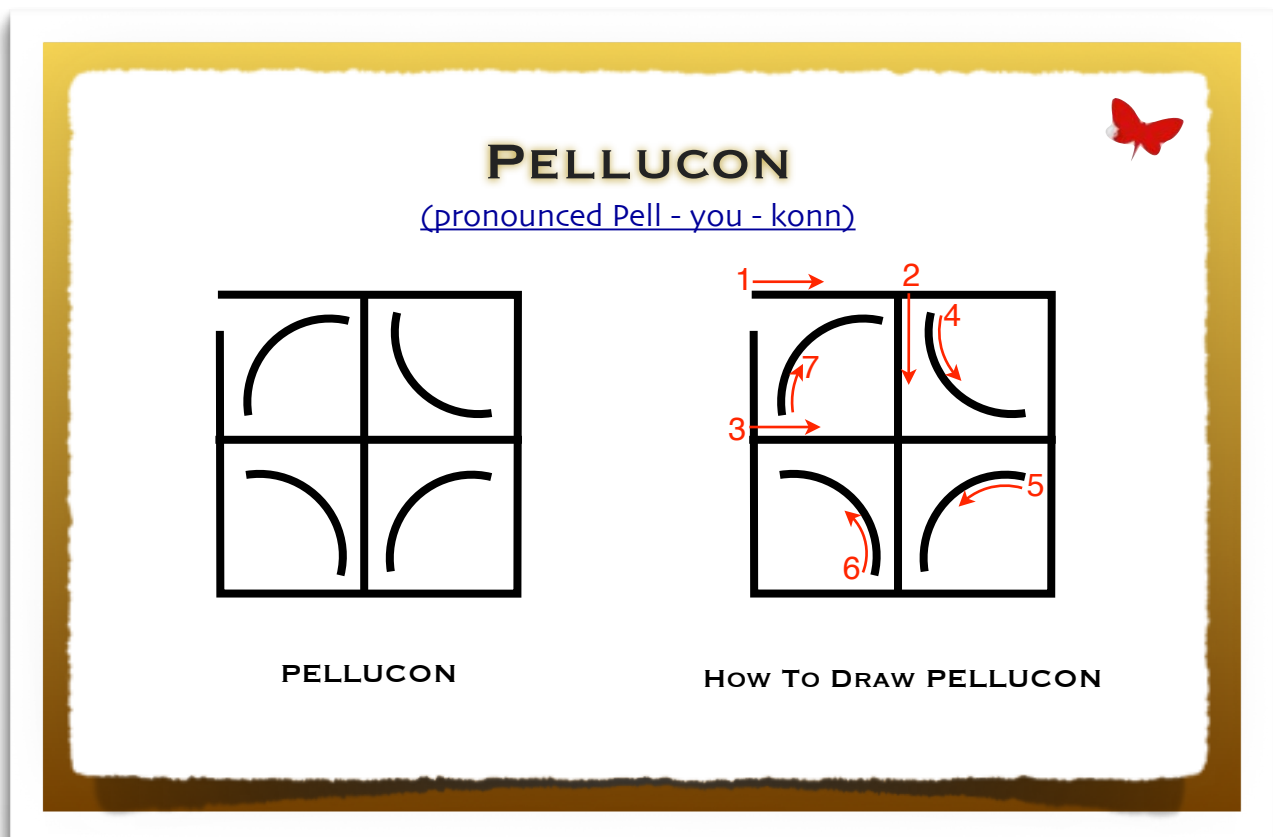
### "Master Of Light"

"Combining the elements of all four healing symbols, Pellucon opens a vast source of light allowing optimal penetration and radiation for the animals own highest good. A combination of love, light, healing and progression coupled with illumination of the inner essence brings great and expansive energy for the animals wellbeing and ultimate liberation."



The fifth and final symbol of Animal Ascension Reiki is the all important Master Symbol. Pronounced 'pell - you - kon', this symbol calls on all of the Animal Ascension Reiki healing energies of the first four symbols and can therefore bring about a very deep and profound healing within a very short period of time.

The Guides have recommended that this symbol is best used in conjunction with the distance healing technique however it is still possible to use this symbol 'in-person' should you wish to. There was no specific healing techniques or timeframes being prescribed by the Guides for the use of Pellucon so we invite you to refer to *Section 7 - Giving Animal Ascension Healing Sessions* for more information or alternatively, use your divine intuition when giving healing with these energies.





## 5. INSTRUCTIONS FOR RECEIVING YOUR ATTUNEMENT:

As we've already mentioned, the attunement process for Animal Ascension Reiki is slightly different to other Reiki traditions in that you will be required to call on the energies of each of the symbols over a 4 - 5 week period. In addition to this, there are a number of additional steps that are required to ensure that the energies are activated and charged accordingly.

Although these energies are not specifically for use with humans, it is indeed necessary for you to open up to receiving your attunement in this way so that you can become an effective healing channel for the Animal Ascension Reiki healing system.

As with all of the Love Inspiration teachings and healing systems, we have done our very best to ensure that the attunement processes described here are as simple and straightforward as possible.

Overall, the 'attunement' takes a total of 35 days to complete, so please be sure to read through these next few pages carefully to ensure that you are comfortable and familiar with everything prior to commencing your attunement.

---

**NOTE: Please ensure that you have activated (unlocked) the Animal Ascension Reiki energies and attunement in this ebook prior to commencing this attunement.**

**The activation / unlocking process is a simple 5 minute process which unlocks the energies and gives you access to them. Once you have unlocked the energies, this means that all the Animal Ascension Reiki energies and your Animal Ascension Reiki attunement (including the five symbols) have been activated specifically for you. You are therefore then ready to continue your Animal Ascension Reiki journey by working through this ebook, at your own pace and receiving the energies as you feel guided.**



**If you have not yet activated / unlocked the Animal Ascension Reiki energies for yourself, you may do this by following the instructions on Page III of this ebook.**

---

Once you have unlocked the energies, please feel free to commence your attunement. We invite you to open up to receiving these beautiful energies in line with the processes outlined in the next few pages. We hope you enjoy this beautiful 35 day attunement period!





**ANIMAL ASCENSION REIKI**  
**UNIVERSAL REIKI SERIES**

---

For a very simple overview of the attunement process, in the interests of making things as easy as possible for you, we have included a summary table here which describes each of the steps for the Animal Ascension Reiki attunement process:

**Animal Ascension Reiki Attunement Process**

| STEP | DAYS                | INFORMATION                                                                    |
|------|---------------------|--------------------------------------------------------------------------------|
| 1    | 1 - 21<br>(21 days) | Invocation (day 1 only) and symbol practice using the four symbols for 21 days |
| 2    | 22 - 24<br>(3 days) | 3 days rest                                                                    |
| 3    | 25 - 31<br>(7 days) | Master symbol practice for 7 days                                              |
| 4    | 32<br>(1 day)       | Charge the symbols                                                             |
| 5    | 33 - 35<br>(3 days) | 3 days rest for energies to assimilate                                         |
| 6    | 36 onwards          | Begin practicing your Animal Ascension Reiki!                                  |



In the pages that follow, we will now be running through each of these steps so that you can understand exactly how to open up to these energies for each of the six steps.

## STEP ONE (DAYS 1 - 21): INVOCATION & SYMBOL PRACTICE:

*Please note that the invocation needs only to be completed once on day one, thereafter you only to need to complete the symbol practice each day.*

### ■ 1. Preparation:

Please sit or lie down, whichever is more comfortable for you, and ensure that you will not be disturbed for at least 10 minutes or so. Perhaps you wish to play some [healing or relaxing music](#), light some candles or burn some incense to create a nice ambience.

### ■ 2. Invoke The Animal Ascension Reiki Attunement:

Invoke The Animal Ascension Reiki attunement by placing your hands together, fingertips touching in prayer position and saying the following:



"With divine grace and love, I ask to invoke the attunement for Animal Ascension Reiki. I offer my commitment and light to the liberation of all animals and with this, ask blissfully to be ignited with the healing power of Animal Ascension Reiki for the benefit of all. Thankyou, thankyou, thankyou."



### ■ 3. Complete the symbol practice:

In order to complete your attunement symbol practice, we wish to now share the information brought through from the Guides:

"Although these symbols are not intended for use on your own (human) energy, the energies must be installed, activated and charged within your own body before you can call on them effectively. Perhaps you may say it is like 'creating the channel' required for these energies to flow through you."

For the attunement to be successful, we kindly request that you place, project or intend each of the four symbols into your Third Eye Chakra twice daily for 3 weeks. The symbols should be placed in order, consecutively, for approximately 8 minutes as follows:

- **Ocroton** (2 minutes)
- **Decroton** (2 minutes)
- **Melloton** (2 minutes)
- **Zolloton** (2 minutes)



### **STEP TWO (DAYS 22 - 24): REST:**

After completing step one, please take three [days of rest](#) (on days 22, 23 and 24) before commencing the Master Symbol attunement on days 25 - 31. By saying 'rest', we simply mean that you are able to go about your daily life as per normal (without any energy work).

### **STEP THREE (DAYS 25 - 31): MASTER SYMBOL PRACTICE:**

After resting for 3 days, you are now ready to receive the Master Symbol attunement on days 25 - 31 (7 days). To do this, simply place the Master Symbol (Pellucon) into the Crown Chakra, once per day, for 7 days for 3 - 4 minutes each time.



### **STEP FOUR (DAY 32): CHARGING THE SYMBOLS:**

Now that all of the symbols have been embedded within your consciousness, it is important for you to charge these energies on day 32. To do this, please place your hands into prayer position and say the following:



"With love, I ask to open to the energies of Animal Ascension Reiki. May the symbols embedded be charged with great love, compassion and liberation for all animals. I offer my commitment to being a guardian and caretaker for animals and with light and loving kindness, surrender all of my own animal sufferings for complete and ultimate healing. May I walk forward charged and energised with Animal Ascension Reiki, for the benefit of all."

Whilst this only needs to be repeated once, if you feel guided to, you are welcome to repeat this three times to help you connect with this intention more strongly.



#### **Additional Insights**

On the same day that Marty & Gerry completed their symbol charging, Gerry just happened to come across her first snake whilst living in a rural and forested area of Nepal. After many years of returning to this place, it was of course inevitable, however most surely it was no coincidence that this happened on the very same day as the Animal Ascension Reiki energies had been charged!

Until this point, Gerry had had a terrifying fear of snakes all of her life and growing up in New Zealand there were no snakes so this was literally the first wild snake she had come across.

After this event, it forced Gerry to re-visit her fear of snakes and to reflect deeply on the above invocation i.e. *"I offer my commitment to being a guardian and caretaker for animals and with light and loving kindness, surrender all of my own animal sufferings for complete and ultimate healing."*



This made Gerry really ponder *"how can we be a caretaker and guardian of all animals, with loving kindness, when there is a fear of them?"* Gerry also believes now that the surrendering of her own 'animal sufferings' in the invocation was perhaps the reason why this healing was now being brought to the surface.

For most of you reading this, you will likely not come across a wild snake on your day of charging, however please do be prepared for a time of reflection here on anything in your life that may need healing - especially anything to do with animal experiences. This may be fear, guilt, shame or any emotional trauma that has occurred in your life (or past life) which related to any kind of animal, insect, reptile, bird, fish etc. Perhaps you might also like to ask yourself (or your higher self) for any insight into anything that needs healing in this area.

#### **STEP FIVE (DAYS 33 - 35): REST:**

Having now embedded the symbols and then charged them, you have effectively finished the attunement however the Guides have kindly requested that you [rest here for three days](#) to allow the energies to assimilate within your energy field. This is a relatively short resting period due to the fact that you have already 'embedded' these energies into your energy field during the first four weeks of the attunement process.

#### **STEP SIX (DAY 36 ONWARDS): BEGIN PRACTICING!**

Having now completed your attunement, you are now ready to begin practicing with these beautiful Animal Ascension Reiki healing practices!

*Congratulations!*



## 6. GIVING ANIMAL ASCENSION HEALING SESSIONS:

Having now gained an understanding of what it means to work for the ultimate liberation of all and having being attuned to the Animal Ascension Reiki symbols, you are now ready to start offering and sharing these beautiful healing energies.

Let us start here then by firstly congratulating you once more for reaching this point. We are deeply grateful for your dedication to these practices and for your love & compassion for the animal realms!

As we've mentioned during the earlier parts of this course, by working with a range of high and pure intentions i.e. to help liberate other living beings, you yourself will be gaining many kinds of karmic rewards for your own journey towards light. And in this way, we can see that there is actually **three separate layers of healing occurring here** as part of this course.



- ▶ Firstly, as you open up to receiving your attunement, your healing channel will be widened and expanded so that you can become a divine channel for the Animal Ascension Reiki energies. This is the first healing & purification that will be experienced.
- ▶ Secondly, when giving healing to animals, you will be setting your intention towards uplifting the energetic vibration up towards ultimate liberation - a truly wonderful intention that will help you to gain a beautiful variety of karmic merit for your journey forwards towards love & light. Again, healing & purification will be the inevitable outcome of such intentions.
- ▶ Finally, by sharing these ascension energies with a variety of animals, you will be helping to uplift the energetic vibration of that being very significantly. This is the third layer of healing within this system. And with this last layer, we would kindly request here that you please do not under-estimate your ability to have a deep & profound impact on another being's consciousness!

This is really a most important point and one of the reasons why we would definitely encourage you to take this next few months or so to call on these energies as much as you can. For example, after receiving your attunement, you will be able to send distance healing outwards for all animals throughout the entire world or even the whole creation!

Why not try to help all of these living beings move towards a beautiful state of infinite purity, happiness and peace with much love & compassion in your heart.





With this in mind then, let us now discuss in more detail how you might like to go about giving your Animal Ascension Healing sessions. And as we've already mentioned in the earlier sections, your Animal Ascension Reiki healing sessions can be given through two main formats:

- a) In person, or
- b) By distance

Having already completed your Usui Reiki level 1 and level 2 training, you have already learnt the basic concepts of hands on healing, distance healing and how to use symbols and here; these learnings will be an important basis for your Animal Ascension Reiki practices.

For anyone who feels that they would like to take a quick refresher about any of this material, perhaps to brush up on some distance healing techniques or to revise some of the more common working with symbols techniques, we invite you to download and read through any of our [free Usui Reiki ebooks](#).



### **a) Giving Animal Ascension Reiki Sessions 'In Person'**

During your level 1 Usui Reiki training, you learned about how to do hands on healing as well as some of the basics of energy based healing and the idea of becoming a Reiki healing channel. For example, you will understand that as a Reiki practitioner, the healing energies will always be divinely guided and will always be drawn through your divine healing channel in line with your intention for the highest possible good of the recipient.

So here, we will now be leaning on the learning done through Usui Reiki level 1 as we delve a little deeper into what it means to give an Animal Ascension Reiki healing session. To start with then, it is important to note that the Animal Ascension Reiki energies have been divinely designed specifically for the use on animals. This is a very important point.

When the Guides were bringing through these energies to us, they said that whilst the energies would never do any harm when used on humans, these energies had been divinely designed ***specifically for helping animals to move closer towards ultimate liberation and ascended states of being***. As part of this important information, they also mentioned that:

*“Where animals have a strong connection with their owner (and vice versa), the healing energies may also affect the owner due to karmic circumstances.”*



So please don't be surprised if there are some intertwining healing issues here that are brought to the surface within you if you are healing your pet for example! Perhaps issues relating to attachment or perhaps other kinds of old habits that might have vibrationally affected your animal friend over the years.



In cases where you do experience healing though, we wish you to know also that this is all being done in accordance with divine guidance and that this healing is helping you to move closer towards love & light also. Wonderful!

\*\*\*

### ■ i) Giving hands on healing to animals

Depending on the type of animal you are choosing to treat, laying your hands on them will either be quite easy, challenging, difficult or downright impossible (!!) so how to use your hands with animals is the first very important consideration to be discussed here.

And because of this inherent difficulty, it will be very important for you to use your divine intuition and some general common-sense as you go about doing your Animal Ascension Reiki healing sessions. Above all, we lovingly suggest that you always do what feels safe and right for you in any given healing situation.

For example, you have the option of doing 'hands on' healing (perhaps with pets, dogs, cats and other people friendly animals) or alternatively, you may also feel like 'hands off' healing is more appropriate (where you hover your hands just above the animal you are treating).

When doing this kind of 'hands off' healing, it is preferable to hover your hands anywhere between 5cm - 30cm above the animals body, whilst being comfortable, to ensure that the energies can still be received effectively.

If either of these options aren't working for you, for example where the animal is quite restless or wants to play, or is wild, then the third option for giving Animal Ascension Reiki healing sessions is by distance. Again, we invite you to do what you feel is safe and right for you and the animal in any given moment.





## ■ ii) The location of energy centres

The second main consideration when giving Animal Ascension Reiki healing sessions is the location of the major energy centres or chakras. This is important given that the Guides have given instructions to place the various symbols into either the Crown Chakra or Heart Chakra.

And whilst there is some information available to you on the internet about how to treat animals and about the individual chakra locations, we would like to start our discussions here by gently reminding you about the *powerful nature of your healing intention* and the beauty of divine guidance.

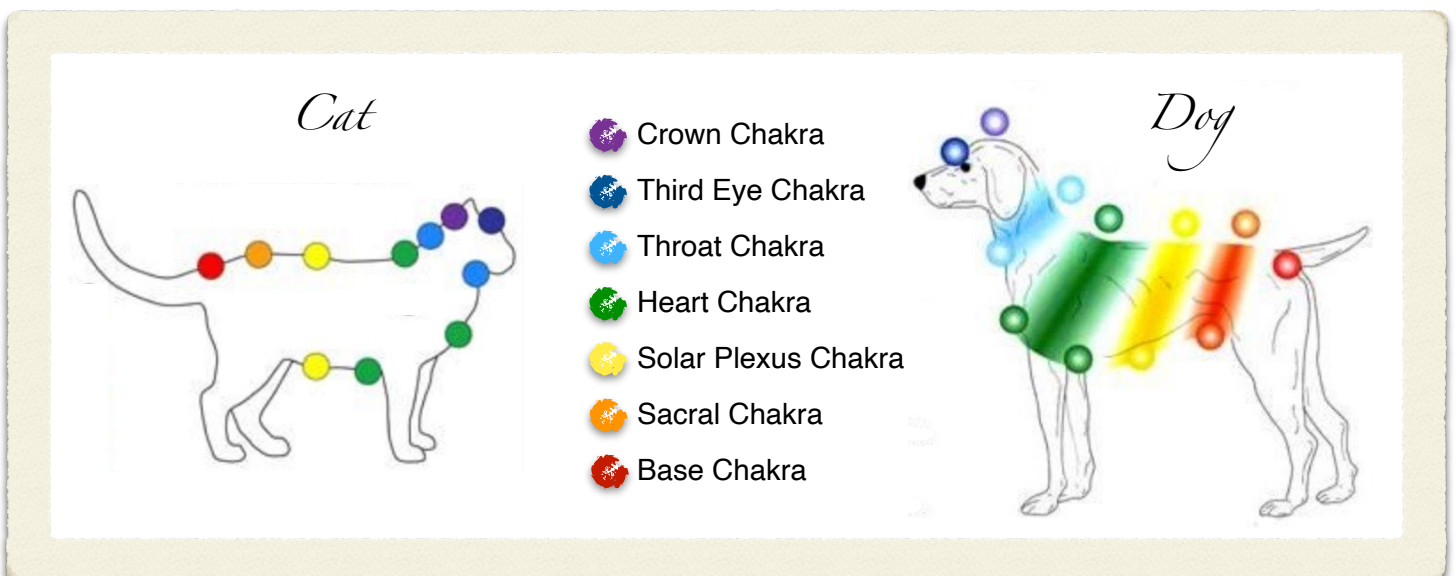
For example, if you wish to treat the Heart Chakra of your pet dog and you position your hands over the chest / ribs area; even if your hands are not located over the *exact* location of the Heart Chakra, the energies of the symbol will still be sent here i.e. in line with your intention & divine guidance.

Adding to this, if you decide to approach your Animal Ascension Reiki healing sessions by using the Pellucon master symbol (as a way of administering all of the Animal Ascension Reiki energies), your healing session format can really be as simple as projecting the Master Symbol into the animal's Crown Chakra whilst asking it to flow where it is needed for the highest good of all. Done!

Even at its most complicated, Animal Ascension Reiki only asks that you send the various healing symbols into either the Crown Chakra or Heart Chakra so after factoring in the generous margin of error being allowed by divine guidance and your intention, this becomes a very simple healing system to work with!

So whilst it is still important for us to have a general understanding about these two chakras, it is also important to point out here that it is not necessary to go ahead and learn all the chakra locations for all animals!

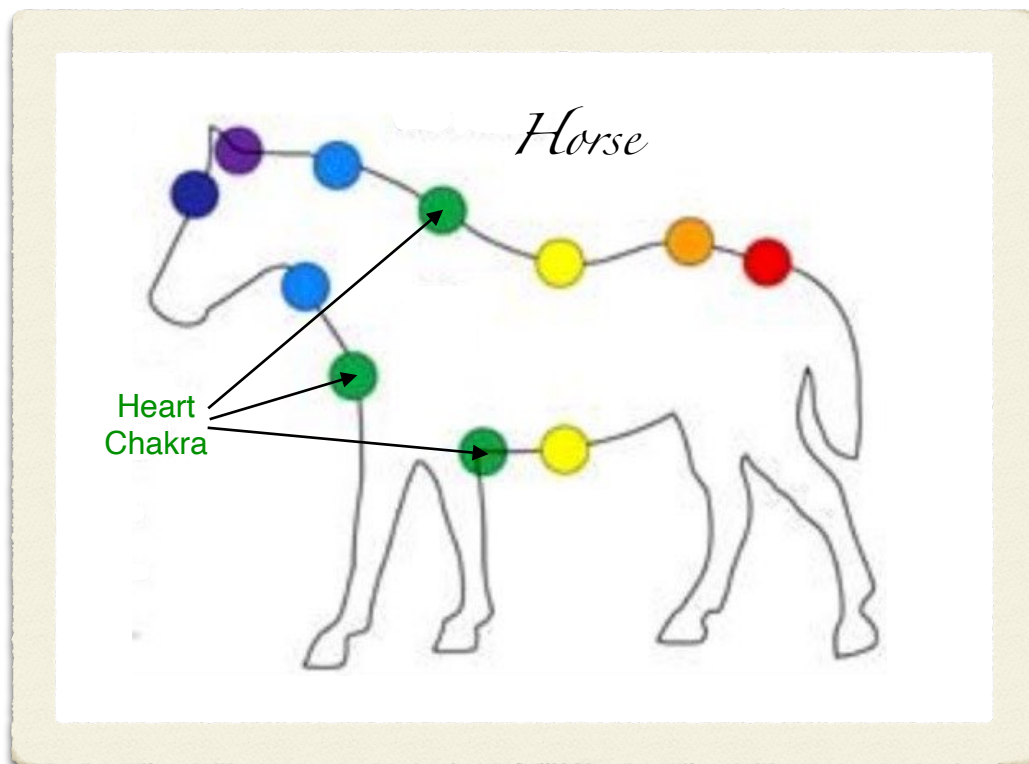
With this being said, we wish to now provide you with a couple of diagrams here to help with an understanding of the major chakras. More commonly, we estimate that people will be working with their pets and as such, we have shown here below the chakras for both cats and dogs. These images are simply from a google search on the internet so you are likely to find many more for other animals should you need them!



As you can see from the diagrams above, the chakras of cats and dogs are in fairly common-sense places according to the parts of their body. Therefore, when thinking about treating other animals, it is safe to assume that the chakras will be located in similar places, with the Crown Chakra sitting somewhere above the animal's head. Therefore, in order to treat an animal's Crown Chakra, simply position your hands either on top of the head or hover them slightly above this area to ensure that the energies can be received sufficiently.

In this way, you can now project any of the required symbols into this area and open yourself up to allowing the healing energies to flow through you and into the animal you are treating i.e. just as you would when giving a 'normal' Reiki session.

When working with the Heart Chakra, this will often be a little more challenging and will depend largely on the type of animal you are treating (and its temperament)! For most larger animals, the Heart Chakra is located somewhere within the chest area and this can normally be located near to the ribs of the animal. As you can see in the horse diagram below, the Heart Chakra can be accessed on many different parts of the animal.



When treating the Heart Chakra, you will most likely have to use some 'skilful means' here and again, some basic common sense as you more fully engage with the animal you are treating. If you wish to, you can either work with your hands on the area or use the hands off technique, however equally so, you are also able to treat this area by distance should you feel that it is easier.

For all non-easily accessible 'animals' such as insects, reptiles, birds, fish and other wild animals etc - the distance healing technique for giving Animal Ascension Reiki healing sessions will obviously be of choice and this we will be covering a little further down.

### ■ iii) Using the symbols

As we've already mentioned, it is very important to always be guided by your own divine intuition (and the Animal Ascension Reiki energies themselves) when giving Animal Ascension Reiki healing sessions. For example, as an Animal Ascension Reiki practitioner, you now have four healing symbols and one Master symbol to call on as you feel guided and there are a number of ways that you can choose to use these.

Most notably, the Pellucon Master symbol encompasses all of the healing energies within this system and as such, you can choose to give a very simple and easy Animal Ascension Reiki healing session by just using this symbol.

Adding to this, you are also able to call on any or all of the other healing symbols in conjunction with the Master symbol or alternatively, you may choose to use these additional healing symbols as a separate 3 - 5 minute healing session on its own.

Really, there are no strict rules within this system but rather a number of options that are available to you for sharing love, light and healing with another living being. For many of you, you might feel that using the Pellucon Master symbol is the easiest and most effective approach and this is wonderful.

For those of you who do wish to use this approach for your healing sessions, we would like to again re-iterate the message received from the Guides that the Pellucon energies are best sent by distance.

This is an important point and is something we would recommend you have a think about as part of your own healing sessions. Should you wish to, you can also send the Pellucon energies through the 'in person' format as we will now discuss.

### ☀ Using Pellucon:

Like all energy based healing practices, when using the Pellucon symbol 'in person' it will be your intention that is so important here. For example, you might like to place the Pellucon symbol into the animal's Crown Chakra and intend that the energies flow to where they are needed for the best possible healing result and for the ultimate liberation of the animal.

With this beautiful intention now being set and with the introduction of the Pellucon symbol into the Crown Chakra, you can simply open yourself up to being a divine healing channel for the Animal Ascension Reiki to do all the magical healing and ascension work through you.

---

### Simple Healing Session Format

- \* 1. *Set your intention*
- \* 2. *Project Pellucon into Crown Chakra (with intention)*
- \* 3. *Open up to being a divine channel*
- \* 4. *Add other symbols as you wish (optional)*
- \* 5. *Finish your session with gratitude!*



Depending on the animal you are treating and the energies that are needed at the time, the energies will now be drawn through you into the animal for a certain period of time. The timeframes here and the types of energies that are drawn through your channel will always be dependent on what the animal needs at that time i.e. in accordance with its karmic circumstances.

For example, some animals might require more healing to do with their instincts. Others might have past life trauma to contend with whilst other animals may have less obstacles to clear away before they can ascend towards higher consciousness.

So again, the types of energies being drawn through your channel and the expected timeframes will always fluctuate from animal to animal and from healing session to healing session in line with the animal's individual needs. And it is again for this reason why we have highlighted the importance of using your own *divine intuition* when sharing these energies and especially so for sharing the Pellucon energies.

To help with the 'intuitive aspects' of these practices, might we suggest that you open yourself up to **feeling** the energies as they are coming through. For example, as you intend, place or project the Pellucon symbol into the animal's Crown Chakra and as you open yourself up to being a divine healing channel, can you perhaps *feel* the energies being drawn through you? And if so, can you now feel the energies dropping off slightly after 5 minutes, 10 minutes or 15 minutes etc?

This is one very easy way to know when your healing session has finished.

Also, what is the animal's behaviour like? Is it lying down peacefully and really soaking up the energies for a full 10 minutes or is it starting to restlessly move around or even walk away after only 5 minutes? Quite often, the instincts of animals are highly attuned to these kinds of frequencies so once the animal has had enough, it is entirely possible that it will start getting restless or simply walk away.

Of course there may also be times when the animal might think that you are playing or just want some attention. Perhaps it is restless for another reason entirely! In which case, you can always come back to your healing session at a later time or alternatively, consider giving a distance healing session instead of an in person healing session.





☀ Introducing other symbols:

Having now given a simple healing session format for the Pellucon Master symbol, we invite you to add the other symbols into this format or individually as other healing sessions. Perhaps you would like to allocate one healing symbol per healing session...

For example, as you are going about your healing session with Pellucon, you may feel that the animal recipient requires more 'instinctive' type healing and as such, you may feel drawn towards using Decroton in addition to the Pellucon symbol during this healing session.

In this case, whilst administering the Pellucon energies, please feel free to simply add this healing symbol into your healing session and allow the 3 - 5 minutes of energies to be sent into the Crown Chakra. Alternatively, as we've mentioned above, you may wish to share these Decroton energies with the animal as a separate healing session at some later point in time and this is also fine.

Above all, please know that it will never be important to use the symbols in any *set order* or sequence like you have learnt in Usui Reiki. Again, by trusting your intuition and using whatever symbol feels right at any given time is always the best approach.

And if you don't feel confident in using your intuition just yet, perhaps you would like to try working with the Pellucon symbol in the understanding that all of the Animal Ascension Reiki healing energies will be being sent into your animal recipient. Or perhaps you might try to give 5 separate healing sessions i.e. one for each symbol? Whatever you feel works best for you and the animal you are treating will be perfect!

It is also important to point out here that the Animal Ascension Reiki energies will also continue working on the animal even after your healing session is completed i.e. as the energies help the animal to ascend, heal and grow in accordance with their karma.

It is important to remember here that the Animal Ascension Reiki energies have specifically been brought through to help with the ***ascension*** and ***ultimate liberation*** of each animal being worked with so for sure, this will not be completed within only 5 minutes!

As we understand it, after receiving the Animal Ascension Reiki energies, each animal will now be opened up to these ascensional frequencies and this will then help to guide the consciousness towards higher ground. As such, the animal will now be more easily guided to ascend upwards on an ongoing and continual basis.

Additional healing sessions will of course be more beneficial for the animal as the connection it gains to higher consciousness will be made stronger. As such, it will then help that individual consciousness to ascend further and more quickly than if it had not received these energies.

*It is our great pleasure to share these energies and healing gifts with you here and we lovingly and humbly invite you to feel what works best for you in your own healing sessions. May you open up to sharing these energies with much love & light!*

\*\*\*





#### ■ iv) Timeframes

In the level 1 training for Usui Reiki, it is commonly taught that a full body healing session will last for around 60 - 75 minutes (depending on each session) and that it is important to send Reiki to the entire body so that the energies can help to accelerate the body's own natural healing ability. This is where Animal Ascension Reiki is different!

To start with, these energies have specifically been brought through to help the animal(s) ascend towards ultimate liberation. These energies are also very effective in helping the animal to heal at a physical, mental & emotional level however the main focus here is on the uplifting and ascension of the animal's consciousness so that it can find infinite purity and be free from all suffering!

So depending on the type of session you are giving, Animal Ascension Reiki healing sessions can generally be completed within around 5 - 15 minutes and typically, there is only one hand position required. The types of intentions being set are also quite different here as these ascension energies are aimed at guiding the animal towards ultimate liberation.

For all of the healing symbols, the Guides have prescribed that these energies can be sent through in around 3 - 5 minutes. When using the Pellucon Master symbol, the timeframes will vary as we have discussed above however we estimate that a healing session will very rarely take more than 15 minutes. Normally, an Animal Ascension Reiki healing session will take you anywhere between 5 - 15 minutes to complete.

As we have discussed in the previous sections, all healing depends on the karmic circumstances of the recipient and this principle most definitely applies to Animal Ascension Reiki sessions also. The energies of Animal Ascension Reiki will also continue to work with and for the animals consciousness even after a healing session is completed as it guides and ascends the consciousness closer towards full health, wellbeing and ultimate liberation.

#### ■ v) Using Animal Ascension Reiki with Usui Reiki

The Usui Reiki energies are indeed a pleasure to work with and as such, you are most welcome to share these energies with any living being as you feel guided to. As such, if you feel like combining your Animal Ascension Reiki practices with your Usui Reiki practices, then you are most welcome to.



One important point to be made here however is that the Animal Ascension Reiki energies have been specifically brought through to help with the ascension and liberation of animals and in addition to this, it can also help to bring about much healing, growth and purification for any kind of animal or tiny creature.

The Usui Reiki energies do not have such a sharp focus towards liberating and ascending the animal's consciousness and as such, the types of healing results will be different accordingly to the different energies being used.

Of course, you are welcome to work with the Usui Reiki energies whilst adopting these beautiful 'liberation' intentions and this is something that we speak of in more detail throughout the Advanced Usui Reiki levels.



### **b) Giving Animal Ascension Reiki Sessions 'By Distance'**

Giving distance healing for animals is one of the easiest and most effective ways of sharing the Animal Ascension Reiki energies for the ultimate benefit of all. For example, through the various distance healing techniques, you are able to send the Pellucon master energies very effectively and very simply without having to worry about any kind of logistical issues during the session.

In addition to this, you can also use these distance healing techniques to send these ascensional energies to groups of animals e.g. land animals, sea animals or even all animals throughout the entire world!

Perhaps you would like to send these beautiful healing energies for groups such as all dogs, cats, birds, fish, deer, tigers, mice, ants, echidnas, wombats, zebras, whales, buffalo, insects, rabbits, kangaroos, lions, horses, dragonflies or any combination thereof!

Maybe you feel like sending these energies by distance to a friend's pet, or to any animal that is about to be killed for food or exploited for an animal product? Perhaps you wish to send these Animal Ascension Reiki energies to all of the insects in your garden or to a species of animal that may soon be extinct? Perhaps you have a friend in another country who would like to receive these Animal Ascension Reiki energies for their pets or maybe you feel like sending some love & light to the horses in a nearby paddock?



In all of these cases, distance healing will be a wonderful way to share the Animal Ascension Reiki energies for the ultimate benefit of all. And with these wonderful healing tools, you will now be able to make a very significant difference to each animal or group of animal that you decide to treat!

We can most certainly assure you that each of their individual consciousness's surely does appreciate your love & light, not to mention all the beautiful karmic merits that you yourself will be creating for your own healing & purification. This is a truly a win win for all!

In addition to this, the Guides have said that the Pellucon master level energies are actually best sent 'by distance' so for those of you who wish to treat your pets or the pets of others, this will be a very simple and effective way of sending Animal Ascension Reiki healing sessions.



For Marty and Gerry, they often find that working by distance is easier from a logistical standpoint and can also help with improved concentration and focus whilst channeling the energies. When working by distance, there is also more flexibility here in that you can choose your own preferred technique for distance healing.

For example, during the level 2 Usui Reiki training, we have shared a few of the different ways that you might like to approach your distance healing which includes a simple visualisation technique, sending healing 'by proxy' or sending healing to a photo / piece of paper.

For Marty & Gerry, their preference for these Animal Ascension Reiki energies is very simple:



- ▶ They start by making themselves comfortable, either sitting or lying down as they take a few moments to set the intention for healing. Typically, this is done to help bring the highest possible healing result for the animal(s) being treated and to ask for the ultimate liberation of these beings (and for the benefit of the infinite all).
- ▶ Having now set this expansive intention, they are ready to tune into the animal(s) energy field for a few moments before calling on the Pellucon symbol. When working with the Pellucon symbol, you can chose whether you place or project the symbol into the Crown Chakra of the animal you are treating or alternatively, you can also send the symbol to the entire animal (as you feel is best).

In both cases, we suggest that you ask the Animal Ascension Reiki energies to flow to where they are needed for the highest possible healing result of the animal(s) so that they can be guided towards ultimate liberation.

- ▶ Now you can just sit or lie back and feel the beautiful divine healing energies as the are drawn through you in line with your intentions and enjoy the love & light which is being shared through your divine channel.

How you choose to 'channel' the energies will depend largely on your own personal preferences for distance healing. Two of the more common methods that Marty and Gerry enjoy are to send healing into the recipient with their hands (out in front of them) or alternatively, you can imagine that light is flowing into the recipient from your heart.

As you are channeling the Animal Ascension Reiki energies into the animal(s), if you feel it necessary, you can also add in any of the other healing symbols to this simple technique. We again invite you to work with your own divine intuition as you go about your distance healing session for the best possible healing result.





After some time, perhaps after 5 minutes, 7 minutes, 10 minutes or 15 minutes (depending on the healing that is being drawn through you), you may start to feel the healing energies dropping off slightly. With this feeling, you are now ready to bring your distance healing session to a close with gratitude and with much love.



---

### A Simple Distance Healing Format

- \* *1. Make yourself comfortable*
  - \* *2. Set your intention*
  - \* *3. Tune into the animal(s) energy field*
  - \* *4. Send the Pellucon symbol (with intention)*
  - \* *5. Open up as a divine healing channel*
  - \* *6. Use other symbols as you feel necessary (optional)*
  - \* *7. Bring your session to a close with love & gratitude*
- 

The distance healing technique described above will help to provide a very simple distance healing technique that is very effective however equally so, there are many other distance healing techniques that are also available to you should you prefer.



As with all energy based healing systems, there are no strict rules about how to offer distance healing to others through Animal Ascension Reiki other than to always send these energies with much love and with a pure intention!

Above all, please know that it is always your intention that is so important in distance healing rather than the actual techniques being used, however should you wish to learn more about distance healing techniques in more detail, we kindly refer you to the [Usui Reiki Level 2 ebook](#).

## 7. BRINGING BENEFIT AND LIBERATION TO ALL:

Having now discussed how to give Animal Ascension Reiki healing sessions, both in person and by distance, it is now a good time to start expanding our perspectives even further!

For example, we have mentioned previously that you can use these energies to send distance healing to different groups of animals and even to *all* animals throughout the world / entire creation so now is a great time to start freeing your mind of any limitations and using these energies for the upmost benefit of all!

Perhaps you can start by using *“and for the liberation of all beings”* at the end of your intention with a deep understanding of interconnected-ness? For where one, two or more individual souls are uplifted and healed, this has a great consequence for us all!

By doing this beautiful healing work for animals, please know that you are helping to uplift all of us and the collective consciousness! And we make the wish here that this soon brings all beings to a state of ultimate liberation, peace and love!



In addition to this expansion of intention, perhaps you are feeling that now is a good time for internal reflection about how to live more harmoniously with the animal world? Perhaps even with the Earth herself? For those of you who are Reiki Masters, perhaps this is a good time to learn our very special [Earth Balance Reiki](http://www.LoveInspiration.org.nz) which helps to uplift your energetic vibration very significantly as you learn how to balance yourself and the energies of Mother Earth.

Perhaps after some deep contemplation of karma, you are feeling guided towards a more vegetarian diet or perhaps a more vegan way of life as you start to reflect on how to reduce and eliminate animals & animal products from your diet.



For example, maybe almond milk starts to look appealing to you as an alternative to cow's milk? In this way, you can rest easy in the knowledge that your actions are helping to alleviate some of the suffering being experienced by the cows who produce all that milk for us!

As healing channels, there are of course many ways that we can share our love & light with others, however it is often through a more loving, kind and positive set of actions & thoughts that can help to bring about less suffering, more happiness and more harmony on this planet.

Every action we make has consequences, both internally for ourself and externally for the world (and the collective) so at this stage of learning, we now lovingly invite you to take some time in reflection and contemplation to examine your daily routine for any possible ways to bring even more loving kindness into your life.



As a good starting point, maybe you are feeling inspired to look into more 'animal orientated' issues. For example, you may feel drawn to learning more about how the dairy industry works, the impact that 'livestock' has on our planet ([Cowspiracy](#) is a great documentary for this), how leather is produced, how feathers are extracted for duvets etc.

Whilst we understand that many of these topics can indeed be quite confronting, sad or downright depressing, it is often through these kinds of potent messages that can help us to really bring more scrutiny into our actions to see if they are based in love, morality or kindness.

Or alternatively, perhaps these energies manifest in more subtle ways for you. *For example after receiving these energies Gerry found that she intrinsically became more caring towards small insects and creatures, for example, gently moving an ant away instead of 'flicking' it or rescuing insects floating in water or trapped somewhere.*

**Be aware that the changes happening within you are for the greater good of all 'animals' - insects and snakes included!**

*Gerry also felt that there were many emotional instances arising to do with the treatment of animals such as rodeo's, bull fighting, general meat consumption etc. A new deeper compassion for **all animals** was emerging.*



With all this being said, let us now discuss how to do an **expansive version** of Animal Ascension Reiki distance healing so that you can send these beautiful energies outwards for all ants, all cows, all dogs or even all animals throughout the entire world and the entire cosmos should you wish to.

Starting with the intention then, we might choose to mentally say something like:



*"With love & light, I call on the Animal Ascension Reiki energies and any other energies that are deemed divinely important for this distance healing session. Please help me so that I can send out all of these beautiful healing energies for the highest possible healing good of all animals. May all of these souls reach absolute & ultimate liberation and may this help to bring liberation and ultimate happiness for the infinite all! Thankyou, thankyou, thankyou."*

With your intention now firmly set, you can now 'tune into' your intention a little more by perhaps imagining a small planet Earth hovering in front of your Heart Chakra, say around 60 centimetres away. You can see, think or imagine that all over the planet, there are many kinds of animals.

With this feeling of completeness, for all animals existing on this beautiful earth, let us now send the Pellucon symbol into our small planet earth with the intention that these energies go to where they are needed for the highest possible healing good and ultimate liberation of all animals on the earth!

Should you wish to, you can choose to visualise the symbol enveloping the earth whilst the energies are being drawn from the symbol to where they are required. Alternatively, you can also simply let the energies flow through you / your heart as the energies flow where they are needed around the earth (either through your hands or through your heart).

As you do this, you can just relax and allow your beautiful divine healing channel to open up to these energies as your intention is filled with love for the next 5 - 10 minutes or so (as you feel guided).

*What a beautiful way to share these energies for the benefit of the infinite all!*



---

#### Distance Healing For All Animals

- \* 1. *Make yourself comfortable*
- \* 2. *Set your intention expansively and with love*
- \* 3. *Tune into the energy of all animals (small planet earth)*
- \* 4. *Send the Pellucon symbol (with your intention in mind)*
- \* 5. *Open up as a divine healing channel*
- \* 6. *Use other symbols as you feel necessary (optional)*
- \* 7. *Bring your session to a close with love & gratitude*



As you can see from the above process, it is always the intention which sets the scene for any and all healing. And of course, we hope that you will feel the difference in intensity in line with the width of your intention. Try sending the energies out for all animals throughout the entire creation and see how you feel!


The idea that you will always receive energies in direct proportion to your intention is a very important teaching in the energy based healing arena and it stands to reason that the more expansive your healing intention, the more energy you will receive.



This is something that we discuss in more detail throughout our energy based healing systems and in particular, the [Ascension Pathways](#) and through the [Advanced Usui Reiki](#) healing system. If you are interested in any of these courses, we offer these energies freely and with love for the benefit of all so please click on the links or [visit our website](#) for more information.

For now, we truly hope that you will enjoy sending out these highly evolved energies for the benefit of the animal world - they will surely appreciate your help and assistance! There is so much suffering in the animal world and we therefore kindly request that you please share these energies with lots of divine animal souls as part of a regular and ongoing routine.

In just 5 - 10 minutes, you can truly make a significant impact on the consciousness of another living being so we again humbly and lovingly ask you to please be as liberal as possible with these energies for the ultimate and absolute benefit of all beings!





## 8. FINAL COMMENTS:

It is with much love and light that we wish to again pass on our congratulations and love for opening up to these beautiful Animal Ascension Reiki energies. On behalf of all animals, we wish to warmly thank you for moving into this new chapter of your life with an intention to benefit others.

We truly hope that you have been inspired and uplifted by this course to start sending out healing, love & light for the benefit of many beautiful animal souls and may your benevolent healing work also help you to move towards much love, light & happiness in your own life!

If you would like a certificate for completing Animal Ascension Reiki, please click on the link to be taken to our website where you can [download a certificate](#) for this course in PDF format. Simply print it out and fill it in as you wish. Again, congratulations!

Remember that if this is your first ebook in the Universal Reiki Series, please be sure to record the date you complete this ebook, as if in the future you wish to ascend to the Master Levels, you will need to have been practicing with the Universal Reiki energies for a minimum of four years. Therefore it is helpful to keep a record of completion of your first Universal Reiki ebook!

Now that you have completed Animal Ascension Reiki, we invite you to receive any of the other [Universal Reiki Series](#) energies (perhaps you are ready to step up into the Master levels?) Or alternatively any of our other [Healing Courses](#), [Reiki Courses](#) or [Ascension Pathways](#). **There is no required 'resting' timeframe at the end of this ebook before commencing another course, so you can simply move into whichever course you feel guided to next (assuming you have met all of the prerequisites for that course).**


We offer all of the Love Inspiration courses freely, with love and with an intention to help raise the vibration of the collective consciousness. May we all live in infinite love, light & purity!

*We hope that these new energies will help to bring much love, light & joy your life and we hope to connect with you again very soon. May your Animal Ascension Reiki healing practices be very fruitful for you and may this help to bring ascension and ultimate liberation for all beings!*

*With Love Inspired Blessings,*

LOVE INSPIRATION &  
MAITRI FOUNDATION





### WOULD YOU LIKE TO HELP?

You have received these energies and teachings freely and with love due to the humble and altruistic grace of our donors, sponsors, teachers & translators. If you have enjoyed these energies and would like to help make them continually and freely available for others to heal, grow and awaken from, we lovingly invite you to help in the following ways:

- 💖 [MAKE A DONATION](#)
- 💖 [SPONSOR AN EBOOK](#)
- 💖 [HELP US FUNDRAISE](#)
- 💖 [DONATE A HEALING SESSION](#)
- 💖 [DONATE A REIKI EVENT](#)
- 💖 [SHARE WITH OTHERS](#)
- 💖 [TRANSLATE FOR OTHERS](#)
- 💖 [BECOME A TEACHER](#)
- 💖 [WRITE A TESTIMONIAL](#)
- 💖 [HELP US IMPROVE](#)

Your help enables Love Inspiration to continue offering ebooks and courses freely for the infinite benefit of all.

Blessings & Thankyou,  
**LOVE INSPIRATION & MAITRI FOUNDATION**



**FOR THE INFINITE BENEFIT OF ALL**  
May all be liberated from suffering.