Maitrijusha
Master Level Symbols

Volume 4
Maitrijusha
Complete

Love Inspiration & Maitri Foundation

Love Inspiration
Learn • Heal • Awaken

DEDICATED TO MAITRI GURU,
FOR THE BENEFIT OF ALL.

MAITRI FOUNDATION

Copyright © Love Inspiration

Prerequisites For This Ebook

Welcome!

Please ensure that before you begin this Maitrijusha Master Level Symbols course you:

1) Have completed BLUE LIGHT - An Ascended Pathway To Faith And Higher Consciousness - Volume 1 - The Gateway.
2) Have completed the Maitrijusha Master Level Symbols - Volume 3 - Maitrijusha Gold Eternity course.
3) Have activated (unlocked) the Maitrijusha Complete energies and attunements using the activation code & instructions on the next page.

Once you have unlocked the energies, you are ready to begin.

With love, we wish you well on your Maitrijusha Master Level Symbols journey!

Helpful Resources For This Ebook

Sign up for free monthly Ascension Healing (sent on the 11th of the month)

Join the Love Inspiration Community Facebook Group

Download the Love Inspiration Handbook as an accompaniment to this ebook

Visit our Free Music & Relaxation webpage

Sign up for an Ascension Healing Booster

Find out how you can help

Read our Disclaimer and Copyright Information

ACTIVATING (UNLOCKING) THE MAITRIJUSHA COMPLETE ENERGIES:

Before opening up to these beautiful Master Level Symbol energies, it is very important that you firstly activate or 'unlock' the energies and attunement in this ebook. Once this is completed, you will then be ready to begin!

The activation is a very simple process, done by yourself, using a specially embedded activation code to 'unlock' the energies in this ebook. The four step process is outlined below and should only take you around five minutes or so to complete.

(For more information about the activation codes or the activation process - please visit our Activation Codes FAQ's).

1) Preparation:

Please sit or lie down, whichever is more comfortable for you, and ensure that you will not be disturbed for at least 5 minutes or so. Perhaps you wish to play some healing or relaxing music, light some candles or burn some incense to create a nice ambience.

2) Invocation:

Invoke the activation ('unlocking') by placing your hands together, fingertips touching in prayer position and saying the following:

**"With infinite grace, I ask humbly and clearly to activate the energies and attunements for Maitrijusha Complete.
With the unique activation code 99152234 may this be so.
May this activation benefit all beings.
Thankyou, thankyou, thankyou."**

3) Receiving:

If you wish to, you can now just sit for a few minutes as the energies are unlocked for you. After this period of time, as you feel ready, you may wish to give thanks. The activation is now complete!

4) Understanding:

Once you have completed your activation, we ask that you now read through - "Activation Codes and Prescribed Timeframes". This will only take around a minute or so and will help you to receive the maximum benefits from all of these healing energies, attunements and practices. After this, you are now ready to begin opening up and receiving these beautiful Master Level Symbol energies! May you enjoy these with much love & light and with an intention to benefit all beings.

Contents:

Content	Page
Dedication	I
Prerequisites & Helpful Resources	II
Activating (Unlocking) The Maitrijusha Complete Energies	III
Contents	IV
An Outline Of The Maitrijusha Master Level Symbols Series	V
An Outline Of Maitrijusha Complete	VI
Welcome to Maitrijusha Complete	1
Introducing Maitrijusha Complete	2
1. An Outline Of Maitrijusha Complete	3
2. Instructions For Receiving Your Maitrijusha Complete Attunement	4
3. How To Use Maitrijusha Complete For Others	9
4. A Final Note From The Guides	10
Welcome to Maitrijusha Gold Complete	11
Introducing Maitrijusha Gold Complete	12
1. An Outline Of Maitrijusha Gold Complete	13
2. Instructions For Receiving Your Maitrijusha Gold Complete Attunement	14
Welcome to Maitrijusha Golden Eyre	16
Introducing Maitrijusha Golden Eyre	17
1. Instructions For Receiving Your Maitrijusha Golden Eyre Attunement	19
2. Final Maitrijusha Completion Notes From The Guides	25
3. Final Comments	26

Get The Most Current Version Of The Maitrijusha Complete Ebook!

Please note that this ebook is updated as further information comes to light, therefore before you begin, please visit our website to check you have the most current version. The version number and date are listed in the bottom right hand corner of each page of the book and only the version on our website will always be the most current.

An Outline Of The Maitrijusha Master Level Symbols Series:

As with all of our Maitrijusha courses, we would like to start this final course with a simple overview of the entire Maitrijusha Master Level Symbols Series. May this be a loving reminder of the immense healing work that you have done so far on your pathway to ascension!

Maitrijusha Master Level Symbols

Volume	Name	Completion Timeframe	Prerequisite
One	Maitrijusha & Maitrijusha-Ni	12 days (including a minimum prescribed practice of 11 days)	A Master of one healing system OR Pathway To Light Volume 1 - The Golden Mile
Two	Maitrijusha Gold Infinity	19 days	The Unified Pathway To Light - Master Level OR Pathway To Light Volume 3 - New Blue Moon OR Advanced Usui Reiki Master Teacher Level 9 AND Maitrijusha Volume 1
Three	Maitrijusha Gold Eternity	3 - 4 months	The Unified Pathway To Transcending The Light - Volume 2 OR Pathway To Light Volume 8 - The Grey Smoke AND Maitrijusha Volume 2
Four	Maitrijusha Complete	7 weeks	Blue Light - An Ascended Pathway To Faith & Higher Consciousness - Volume 1 - The Gateway AND Maitrijusha Volume 3

An Outline Of Maitrijusha Complete:

Having now completed an immense amount of healing work, you have now been welcomed into the Ascended Pathway and with this, we would now like to welcome you here to this very special and unique finale to the Maitrijusha series.

As you move through this final set of energies, you will be invited to become a beacon of Maitri light for all to benefit from and as part of this, you will be receiving a very significant upgrade in your overall energy system. By receiving this great blessing, you will be able to shine the Maitri light into every aspect of your energy based healing work so that your light is amplified, expanded and magnified for the benefit of all!

To help make all of this possible, this course has been divinely designed to be received over three main phases:

- **1. Maitrijusha Complete**
- **2. Maitrijusha Gold Complete**
- **3. Maitrijusha Golden Eyre**

The first phase of this course helps to bring ***"a new vault of intellectual and astute intelligence"*** into your energy based healing practice. These new Maitrijusha Complete energies will also help you to purity and heal at a very deep level and will help you to dig deeply into your own inner darkness. This first phase of energies are received over a period of 13 days where you will be working with the Maitrijusha Complete symbol. Following the symbol practices, there will be a 3 week period of 'rest & digest' so that you can assimilate these new energies.

Following the completion of the first phase, you are then able to start opening up to the Maitrijusha Gold Complete energies. This level offers a very simple set of symbol practices that help to lay the foundations for what is to come in the final Maitrijusha Golden Eyre phase.

The final phase then, the Maitrijusha Golden Eyre level, offers a very unique attunement ceremony which is unlike any of our other energy based healing systems. Having now completed much healing work, purification & understanding on your healing pathway, it is here that you will be rewarded with this beautiful gift of the Maitrijusha Golden Eyre as you become one with the entire suite of Maitrijusha symbols and energies.

Essentially, what is happening here is that all of the Maitrijusha symbols (i.e. Maitrijusha, Maitrijusha-Ni, Maitrijusha Gold Infinity, Maitrijusha Gold Eternity & Maitrijusha Gold Complete) will be permanently embedded into your consciousness so that you become a ***'Maitri magnifier'*** of light. These energies will now help you to radiate, amplify & brighten your own inner divinity which of course helps to bring immeasurable benefit to the collective consciousness. Wonderful!

In order to help summarise these Maitrijusha Complete practices, we now refer you to the below table which helps to provide a very simple overview of these three phases along with the necessary timeframes for each of the energies and symbols being introduced.

Maitrijusha Complete

Phase	Days	Information
Maitrijusha Complete	**1 - 13**	Maitrijusha Complete Attunement. Do the Maitrijusha Complete symbol practice three times per day for 13 days.
	13 - 33	Three week period of assimilation (rest).
	34	After the three week assimilation period, you can now start using the Maitrijusha Complete energies on others as you wish!
Maitrijusha Gold Complete	**35 - 42**	Maitrijusha Gold Complete Attunement. Do the Maitrijusha Gold Complete symbol practice three times per day for 8 days.
	43 - 46	4 days rest
Maitrijusha Golden Eyre	**47**	Maitrijusha Golden Eyre Attunement.

Welcome to

Maitrijusha Master Level Symbols

Maitrijusha Complete

Love Inspiration
Learn • Heal • Awaken

Maitrijusha Master Level Symbols
Volume 4 - Maitrijusha Complete

Introducing Maitrijusha Complete:

With love and grace we welcome you to the first phase of this Maitrijusha Complete course where you will be opening up to the divine healing energies of the Maitrijusha Complete symbol. And to help us explain more about these beautiful and fortifying energies, let us now hear from the Guides as they introduce the Maitrijusha Complete symbol in more detail:

Maitrijusha Complete - "Highlights the good, casts out the bad."

"At this point in your evolution you are streaming with light, however the intense brightness is now bringing out the shadows of darkness that have been hiding, buried deep in the cracks of your etheric reality. In order to desiccate and remove these hidden darknesses, you must now open a new vault of intellectual and astute intelligence, that being the Maitrijusha Complete.

The elegance and fortitude provided in its energy is somewhat beautiful, yet profoundly simple in a most intimate way. It woks by helping you 'build your spiritual immune system' so that it can become strong enough to simply disassociate & dissolve any dark elements of fear, injustice & hurt inside you. This evolutionary step is timed in divine conjunction with your pathway. Know this and go well."

1. An Outline Of Maitrijusha Complete:

As you can see from the above information, the Maitrijusha Complete symbol helps to bring about deep healing from within you so that you can ***"dissolve any dark elements of fear, injustice & hurt inside you".***

To activate this process, we kindly ask that you follow along with the below timeframes and instructions so that these energies can help you to manifest your own divine brilliance for the benefit of all!

Maitrijusha Complete

Days	Information
1 - 13	Maitrijusha Complete Attunement Do the Maitrijusha Complete symbol practice three times per day for 13 consecutive days.
13 - 33	Three week period of assimilation (rest).
34	After the three week assimilation period, you can start using the Maitrijusha Complete energies on others as you wish!

2. Instructions For Receiving Your Maitrijusha Complete Attunement:

To ensure that the attunement process works successfully we again ask that you follow please along with the below instructions as best you can. Most importantly, please relax, open up and receive these beautiful and expansive healing gifts with love.

NOTE: Before you receive your attunement, please ensure that you have activated (unlocked) the Maitrijusha Gold Eternity energies prior to commencing.

The activation / unlocking process is a simple 5 minute process which unlocks the energies and gives you access to them. Once you have unlocked the energies, this means that you have activated your Maitrijusha Gold Eternity attunement and energies, specifically for you.

You are therefore then ready to continue your Maitrijusha journey by working through this ebook, at your own pace and receiving the energies as you feel guided.

If you have not yet activated / unlocked the Maitrijusha Gold Eternity energies for yourself, you may do this by following the instructions on Page III of this ebook.

Once you have activated (unlocked) the energies, you will now be able to simply follow along with the process outlined below for receiving the attunements.

Please note that for this Maitrijusha Complete attunement, these energies are received over a thirteen day period of symbol practice using the Maitrijusha Complete symbol.

Thirteen Day Symbol Practice Using Maitrijusha Complete:

After ensuring that you have unlocked the energies, you are now ready to begin the Maitrijusha Complete symbol practice by following along with the instructions on the next page. The symbol practice is to be done ***three times per day for 13 consecutive days***. To start with then, let us now introduce you to the Maitrijusha Complete symbol (shown below) which includes instructions on how to draw the symbol:

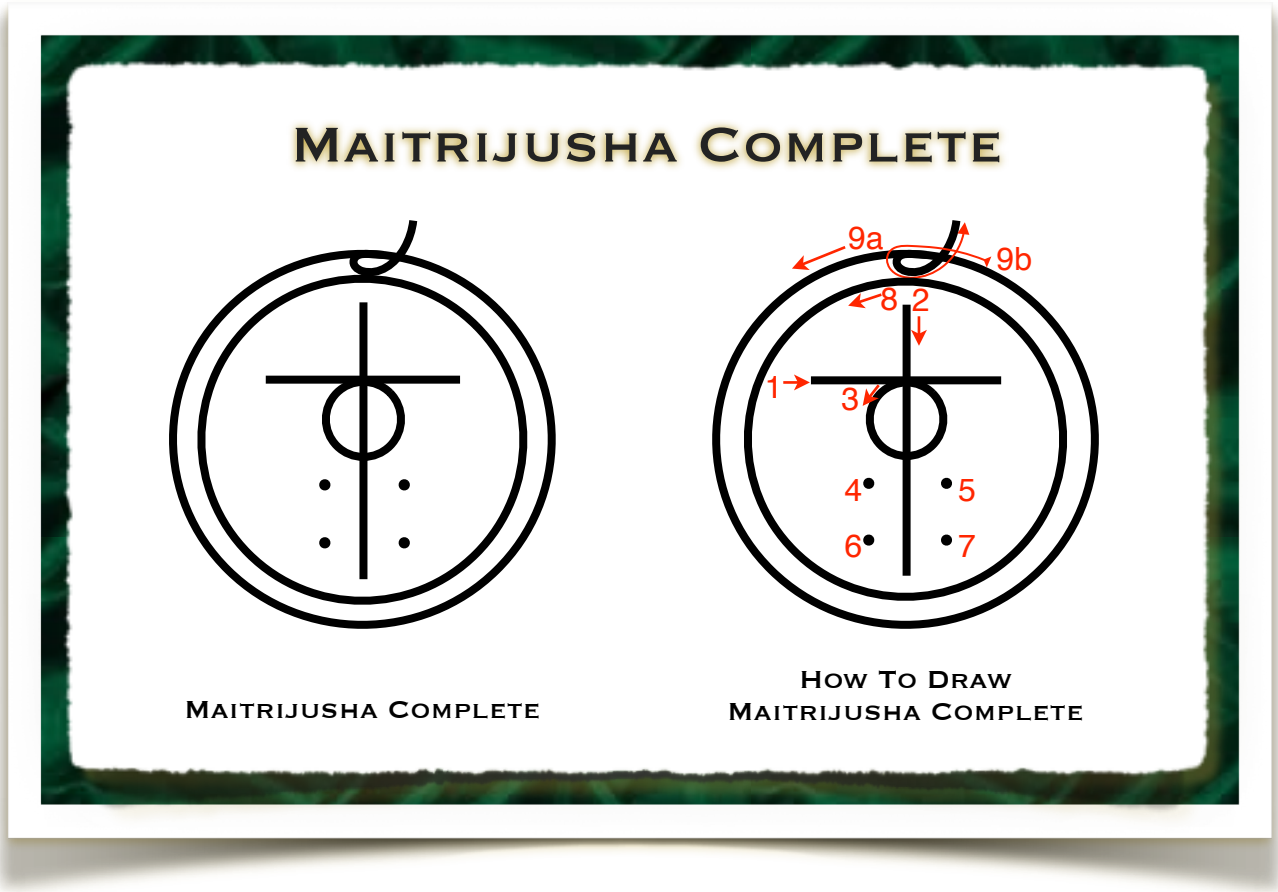

Instructions for the symbol practice:

As Marty & Gerry completed their symbol practice, it was understood that there are two main techniques that can be used to complete this set of symbol practices. As such, we will now outline both of these and allow you to choose the method which feels right for you.

Technique 1 - Placing the symbol one at a time:

Please place, project or intend the 'Maitrijusha Complete' symbol into each of the following areas for a total of 5-8 minutes. There are 10 positions which will need to be covered (as you can see below) in 5-8 minutes so this equates to approximately 30 - 50 seconds for each area. Please note that from day 5 onwards you can add the Earth Star Chakra also if you wish to.

AREAS OF THE BODY TO PLACE MAITRIJUSHA COMPLETE	
1. Energy Zone Two	6. Throat Chakra
2. Energy Zone One	7. Heart Chakra
3. Soul Star Chakra	8. Solar Plexus Chakra
4. Crown Chakra	9. Sacral Chakra
5. Third Eye Chakra	10. Base Chakra
** From day 5 onwards, you can also add an 11th position here being the Earth Star Chakra	

In order to help you easily locate each of these positions (especially for the two energy zones above the Soul Star Chakra), we have included a diagram on the following page which the Guides brought through. In addition, the Guides have also brought through the following message which is to accompany this symbol practice:

"At this level, the precise positioning of the Energy Zones nor their earthly names are important. You simply need to know, as per the diagram that there are two more energy zones radiating above the Soul Star Chakra in which you are also to place the Maitrijusha Complete symbol for your self practice.

Note also that at this time we are not referring to these higher energy zones as chakras, for at this level they are not functioning as 'centres' yet, but rather more like 'hazes' of energy until they become more developed. You are always working towards developing more and more energies as you progress on your spiritual pathway."

As part of this symbol practice, the Guides have also suggested that towards the end of your 5 - 8 minute practice (i.e. once you have finished your Base Chakra), you can then visualise one large symbol floating in front of you. You are then able to fully merge with these energies as the Maitrijusha Complete energies melt into your whole body. This is not a compulsory step however we humbly suggest that you give it a try and see how you feel.

Diagrammatic Positions of Symbol Practice Areas for Maitrijusha Complete

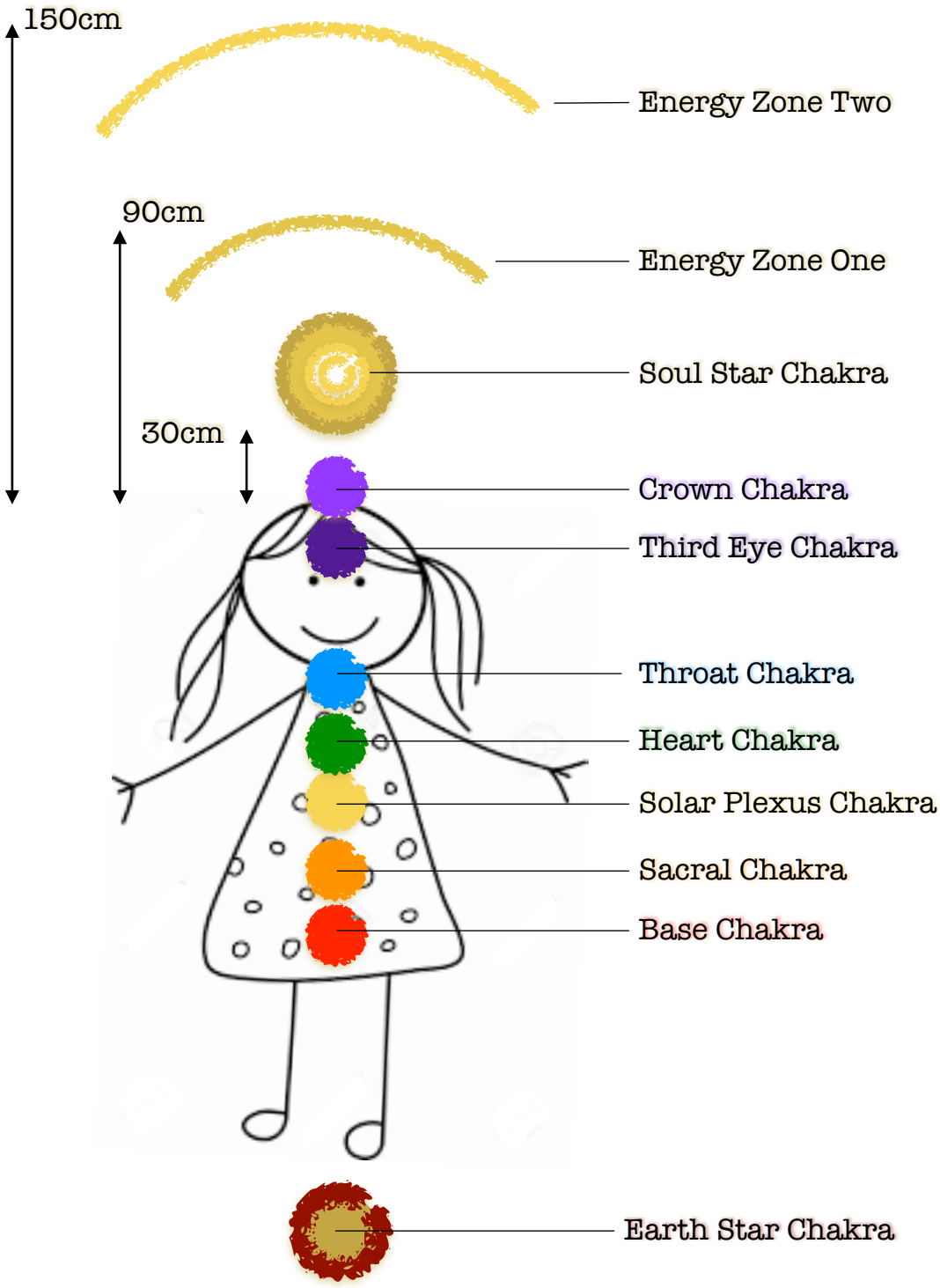

Technique 2 - Projecting Maitrijusha into all areas at one time:

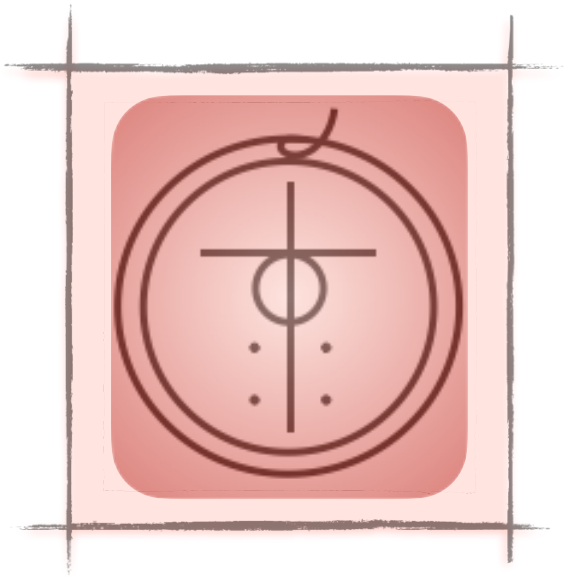

As an alternative to the first technique, you are also able to complete the Maitrijusha Complete practice in a slightly different way. To do this, simply intend, imagine or visualise that the Maitrijusha Complete symbol is being placed into all 10 (or 11) areas at once. The Guides showed this to Gerry on her second symbol practice and although it was a little difficult to master to begin with, the energies were very strong, lasting around 7 - 8 minutes before dropping off.

For this technique, it is important to note here that it is your intention that is so important. And for Marty, he found it quite useful to imagine the diagram (on the previous page) whilst doing the symbol practice to mentally visualise that the Maitrijusha Complete symbol was being sent to all of these areas of the body.

For this technique, you will also be able to add in the Earth Star Chakra from day 5 onwards and you will also be able to imagine a very large Maitrijusha Complete symbol floating over your body for the final minutes of your practice (if you wish to).

This is simple another way of doing the same set of symbol practices and will likely appeal to different kinds of people. We share this with much love in our hearts with the intention that it can be of some help to you for finding something that works for you. We hope that this will help to facilitate a beautiful flowering of your consciousness for this 13 day period!

Once you have completed your thirteen days of symbol practice, your Maitrijusha Complete attunement is complete! And with this, you are now able to take a 3 week period of rest and digestion as you assimilate these beautiful energies into your consciousness. As the Guides explain:

"Once your 13 days of self practice are complete, you will undergo a 3 week period of assimilation, during which your 'immune system' will integrate its new truths. Here is a resting period."

Additional Insights:

For Gerry, the Maitrijusha Complete energies helped her to break out of old 'shells' or 'skins' around her energy body. It was as if a new emergence was happening but for this to happen, the old layers had to break away.

By Day 5, the energies seemed to be stirring and Gerry was left feeling rather ungrounded and not quite with it i.e. as if there were many changes happening within her energy. It was on this day that she felt it would help to add the Earth Star energies to her symbol practice to help in this deep grounding. Often when we are working with the higher chakras / energy zones, the Earth Star Chakra can help us to find balance & grounded-ness and it is for this reason that we have suggested adding the Earth Star Chakra as part of the practices.

On day 13 of the symbol practice, Marty and Gerry both experienced a rather dramatic escalation of internal purification in what was a very tough day. Many physical and emotional purifications were released during this period of time so please - try to bare with whatever is happening for you! A large energetic shift occurred on day 14 for both Marty & Gerry (the first day of assimilation / rest) which made all the purification worthwhile!

At this stage of your journey, you will no doubt understand the beautiful and amazing benefits that come from excessive & deep levels of purification however having said this, these times of deep purification can most definitely be difficult and even traumatic to move through. Therefore please know that you are loved eternally and are being cared for by many Great Beings during this time!

3. How To Use Maitrijusha Complete For Others:

Having now completed the 13 day attunement period and having rested for an additional 3 weeks, you will now be able to use the Maitrijusha Complete symbol on others. And to help you with this, the Guides have brought through some additional information here to help you to do this:

"Once the 3 week assimilation period is complete, you may also begin the use of the symbol on others if you wish. This is not compulsory however as always, it helps to grow and heal also. To use, place the symbol into the Crown Chakra and intend down through each chakra coupled with your intention **"May all darkness turn to light".** This process should only take 1 - 2 minutes and need only be completed once; thereafter use again as you wish for this person (and/or others). You will note here that the energies are not being embedded in the higher chakras due to the ability to overload someone who has not yet been through the 13 day attunement process. Should your recipient enjoy or feel an affinity for these energies, they themselves may wish to complete the Maitrijusha series of energies themselves (starting with Volume 1: Maitrijusha & Maitrijusha-Ni)."

4. A Final Note From The Guides:

With all of your practices now complete and having now learnt how to use the Maitrijusha Complete energies for others, the Guides have brought through one final message for you here to help summarise this Maitrijusha Complete phase:

"Maitrijusha Complete itself is not a large step up in vibration, but more a tool to use to help you continue to step up in vibration. Use it & share it for it will benefit all."

Xyclon

We truly hope that you will enjoy working with these beautiful and deeply healing energies and may they bring more happiness, joy and love into your life and into the collective consciousness. Please know that you are indeed a very bright light in this world and that you are so desperately needed! May you continue to help in this worldly transformation and may there be much love, abundance & joy radiating throughout the cosmos forever and always!

We now invite you to progress into the next phase of this course where you can open up to receiving the **Maitrijusha Gold Complete** energies!

Congratulations! You have now completed Maitrijusha Complete!

Welcome to

Maitrijusha Master Level Symbols

Maitrijusha Gold Complete

Love Inspiration
Learn • Heal • Awaken

Maitrijusha Master Level Symbols
Volume 4 - Maitrijusha Complete

Introducing Maitrijusha Gold Complete:

With love & light we welcome you to the second phase of this Maitrijusha Complete course where you will be opening up to the beautiful energies of Maitrijusha Gold Complete. These energies are another wonderful stepping stone so that you can complete your journey to the Maitrijusha Golden Eyre attunement and can help you to again purify and heal at a deeper level.

Having now completed your Maitrijusha Complete symbol practices (through the previous phase) and having waited the required 3 weeks of digestion and assimilation - you are now ready to open up to these new Maitrijusha Gold Complete energies for the absolute and infinite benefit of all!

And to start with, let us now share here the very simple and brief message which was received from the Guides as a way of welcoming you to this new phase of healing, growth & love:

"This is a very simple energetic symbol practice, embedding the Maitrijusha Gold Complete energies as a foundational building block for the Maitrijusha Golden Eyre."

1. AN OUTLINE OF MAITRIJUSHA GOLD COMPLETE:

As you can see from the summary table below, the Maitrijusha Gold Complete practices are a very simple set of practices and can be completed in just under two weeks. These energies will help you to lay the foundations so that you can then move into the Maitrijusha Golden Eyre energies with much love, light & purity.

Maitrijusha Gold Complete

Days	Information
35 - 42	**Maitrijusha Gold Complete Attunement** Do the Maitrijusha Gold Complete symbol practice three times per day for 8 days.
43 - 46	4 days rest

As you progress through this Maitrijusha Gold Complete phase, you will notice that there were no new instructions provided by the Guides about how to use the Maitrijusha Gold Complete symbol on others. So here, might we suggest that you use the Maitrijusha Gold Complete symbol in the same way as you would use the Maitrijusha Complete symbol.

In many ways, it is easier to think of the Maitrijusha Gold Complete symbol as being like an upgraded version of the Maitrijusha Complete symbol and as such, when you are doing your healing work for others, we would humbly suggest that you use the Maitrijusha Gold Complete symbol instead of the Maitrijusha Complete symbol.

You are of course still able to call on the Maitrijusha Complete energies should you wish to however for Marty and Gerry, they tended to use the Maitrijusha Gold Complete symbol in line with the instructions given on page 8. As always though, please allow yourself to be guided by your own divine intuition and please do what feels right for you in any given moment.

2. Instructions For Receiving Your Maitrijusha Gold Complete Attunement:

To ensure that the attunement process works successfully we ask that you follow the below instructions as best you can. Most importantly, please relax, open up and receive these beautiful and expansive healing gifts with love.

The Maitrijusha Gold Complete attunement is received over an eight day period of symbol practice using the Maitrijusha Gold Complete symbol.

Eight Day Symbol Practice Using Maitrijusha Gold Complete:

The symbol practice for the Maitrijusha Gold Complete symbol is very simple and easy to complete and is to be done ***three times per day for 8 consecutive days.*** To start with then, let us now introduce you to the Maitrijusha Gold Complete symbol and show you how to draw this symbol for your 8 days of symbol practice.

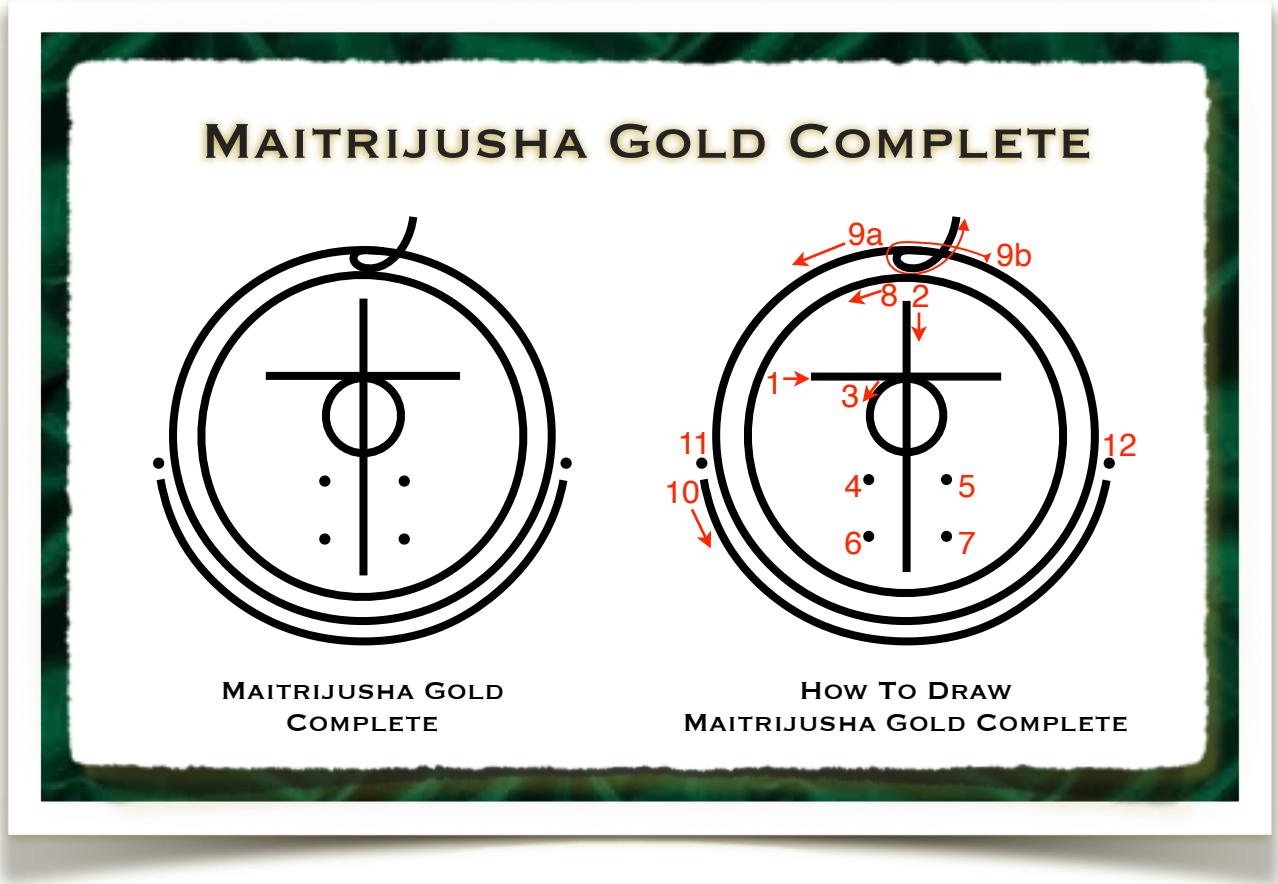

Having now seen the divinely designed Maitrijusha Gold Complete symbol, it may be easier to understand why we like to think of this symbol as an energetic upgrade from the original Maitrijusha Complete symbol. Although not specifically addressed by the Guides, Marty and Gerry believe that the Maitrijusha Complete energies are embedded within this new symbol and it is for this reason that they have encouraged you to call on the Maitrijusha Gold Complete symbol in your healing work for others.

Instructions for the symbol practice:

For each symbol practice, place the symbol 'Maitrijusha Gold Complete' in front of your body and visualise that these energies are being brought into your whole body / energy system for 3 - 5 minutes (or anywhere up to 12 minutes as you feel guided). The Guides mentioned here that the time duration required may increase as you progress through the 8 day period.

After completion of the 8 days, we ask that you please take an additional 4 days for rest, digestion and assimilation before moving into the Maitrijusha Golden Eyre attunement.

For Marty and Gerry, this 4 day period of rest & assimilation was very purifying at a physical level. Both of them felt very tired and 'wiped out' during this time and especially on the first day. As such, we suggest that you listen to your body during this next few days with loving kindness and where required, allow some extra time for rest, relaxation and personal healing work.

Congratulations! You have now completed Maitrijusha Gold Complete!

We now invite you to progress into the next phase of this course where you can open up to receiving the **Maitrijusha Golden Eyre Attunement!**

Welcome to

Maitrijusha Master Level Symbols

Maitrijusha Golden Eyre

Love Inspiration
Learn • Heal • Awaken

Maitrijusha Master Level Symbols
Volume 4 - Maitrijusha Complete

Introducing Maitrijusha Golden Eyre:

With much love, we warmly welcome you to this beautiful finale of the Maitrijusha Master Level Symbols Series. So far, you have endured much healing, purification and light work and this has been accomplished through your chosen Ascension Pathway in conjunction with these wonderfully uplifting and highly unique Maitrijusha frequencies.

At this pinnacle point of the Maitrijusha Master Level Symbols Series, the Maitrijusha Golden Eyre *(pronounced 'Air')* will now formally embed the entire suite of Maitrijusha symbols into your consciousness so that you can become a wonderful beacon of Maitri light for all to benefit from!

As you complete the Maitrijusha Golden Eyre attunement, the Maitrijusha frequencies will now shine through you and become a great magnifier of love, light & freedom for the absolute and infinite benefit of all. We truly hope that you will enjoy this final step on your Maitrijusha Symbols journey and may your Maitri light shine brightly for all those who you encounter (and beyond)!

As part of our introduction to the Maitrijusha Golden Eyre, the Guides brought through a very simple and loving message which helps to explain the nature and purpose of these energies. We are now delighted to share this message with you here with much love in our hearts and for the infinite betterment of all beings!

Eyre = 'Circle of Embedded Light'

The Maitrijusha Golden Eyre attunement combines all the highest frequencies of Maitrijusha vibration into one large 'light expander' which is embedded into your energy system.

Effectively , you have now gained a series of 'light expanders' around your very being. In simple terms, you may like to think of this as being like a multitude of magnifying lenses being placed all around your body. In this way your light is magnified for the benefit of all.

There is nothing you need to 'do' with the energies as they are now a part of you and will simply expand and radiate your light as required. Think of this as an intensive upgrade to your energy. Enjoy the benefits and focus your intentions wisely (because they will now be magnified)!

~ Graceyon

1. Instructions For Receiving Your Maitrijusha Golden Eyre Attunement:

The Maitrijusha Golden Eyre attunement can be received in one day however the process here is very different from other attunements. Therefore:

Please read the attunement process entirely before beginning. Please note also that not all steps have been given a specific timeframe. With this, we ask that you please follow your intuition during the attunement process and do what feels right for you.

The attunement process consists of 7 individual steps which are to be received in sequential order. By following along with these steps, your attunement will be received successfully and you will then receive the great blessings of this Maitrijusha Golden Eyre attunement:

- **Step 1: Preparation**
- **Step 2: Symbols**
- **Step 3: Initiate**
- **Step 4: Synchronise**
- **Step 5: Embed**
- **Step 6: Activation Sequence**
- **Step 7: Give Thanks**

1. Preparation

Please sit or lie down (whichever feels more comfortable for you) whilst ensuring that you will not be disturbed for at least 20 - 30 minutes. Perhaps you wish to play some healing or relaxing music, light some candles or burn some incense to create a nice ambience. Please note that because of the positioning of the symbols in this attunement, you may find it visually easier to perform the symbol practice from a sitting position.

Additional Note: Although it was not included as a step by the Guides, Marty and Gerry both set their intention and called on the Maitrijusha Golden Eyre energies before commencing the symbol practice in step 2. You may wish to do this also if you choose.

2. Symbols

Draw the following symbols around your waist (like a hula hoop) so that they form a circle around you. Please draw the circles in an anticlockwise direction, starting with Maitrijusha behind you.

- **Maitrijusha**
- **Maitrijusha Ni**
- **Maitrijusha Gold Infinity**
- **Maitrijusha Gold Eternity**
- **Maitrijusha Gold Complete**

To help you with this, we have provided you with a simple diagram here so that you can remember all the symbols as well as their individual positioning for your attunement:

Step 2 - Symbol Practice:

Draw the symbols around your body starting with Maitrijusha behind you.

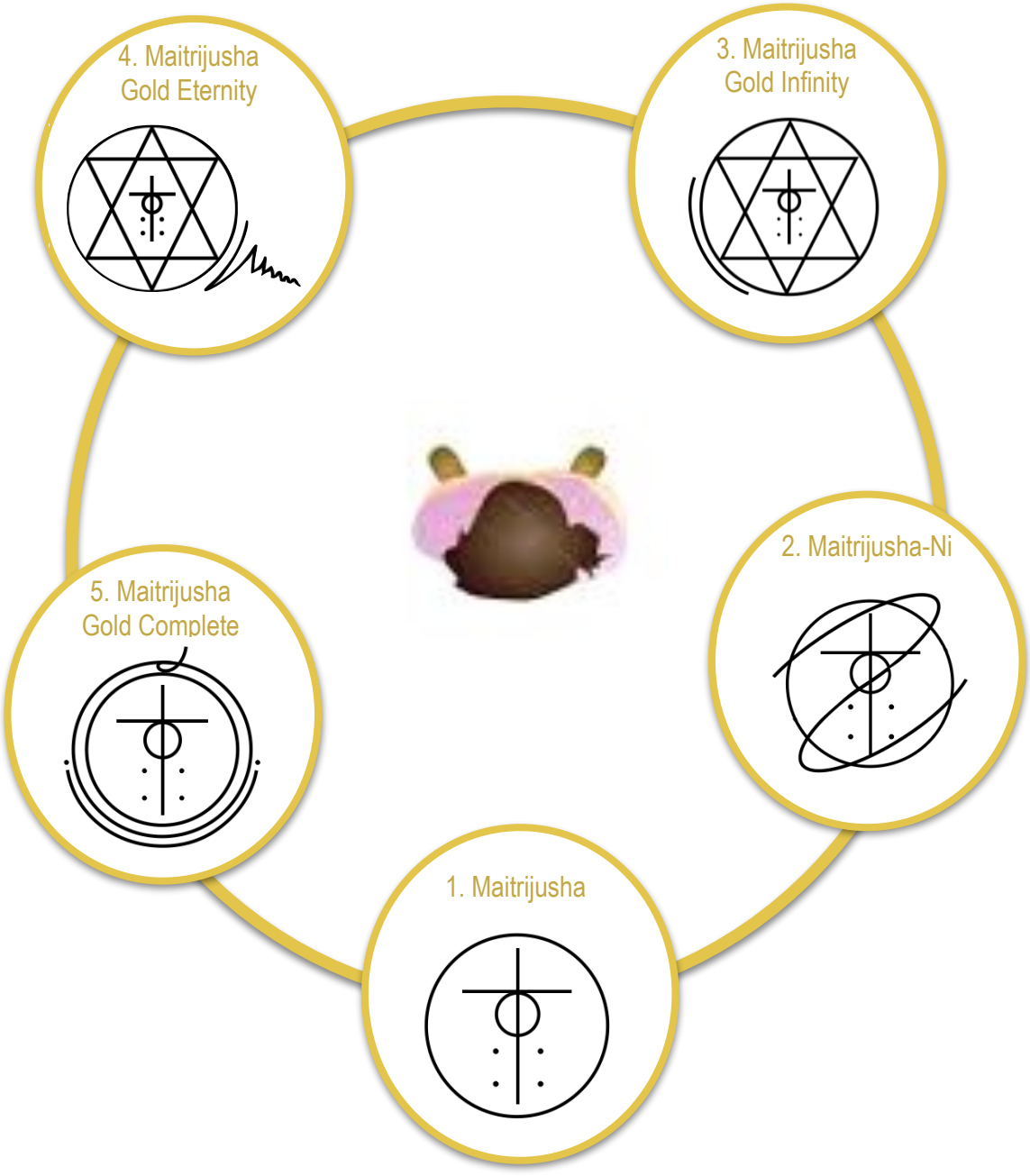

3. Initiate

immediately after drawing the symbols around your body, say the following invocation:

"I ask please to be attuned to the Maitrijusha Circle Of Embedded Light - The Maitrijusha Golden Eyre. With love may these energies be embedded in me for the infinite benefit of all. Thank you, thank you, thank you."

After reciting the invocation, please rest now for 3 - 5 minutes while the energies begin to work. You may wish to repeat the invocation or alternatively keep visualising the symbols around you throughout this time.

After saying the invocation, the circle of light (the circle of the symbols) will now expand around you forming a cocoon of light around your whole body (as in the diagram below). If you wish to, you can visualise this happening around you during the 3 - 5 minutes also if you wish.

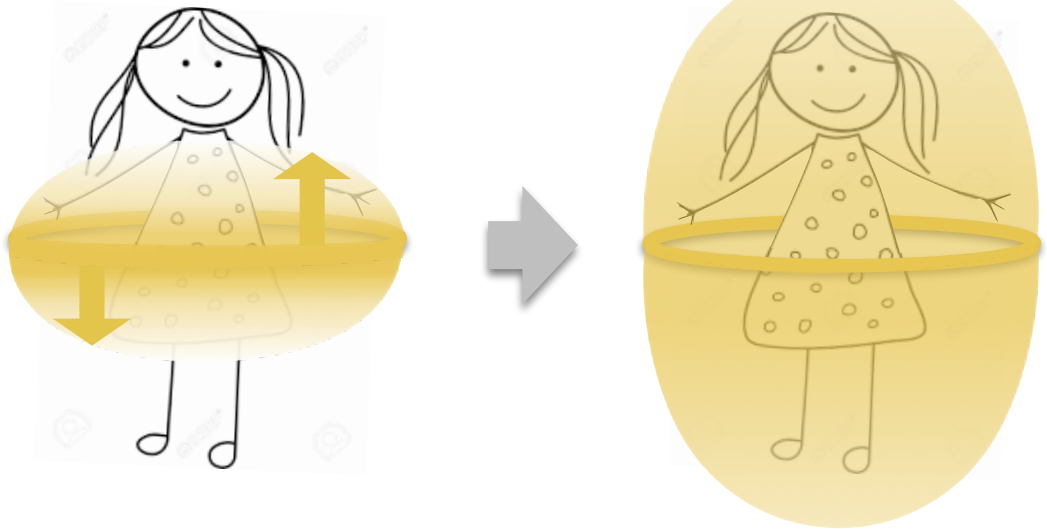

1. Circle Of Light expanding upwards and downwards

2. Cocoon of light around the whole body

4. Synchronise

After completing the 3 - 5 minute initiate step (Step 3) please now say the following in order to synchronise the energies:

"I ask please to synchronise the Maitrijusha Golden Eyre energies with my body and aura, for the infinite benefit of all. Thankyou, thankyou, thankyou."

The energies will now blend and merge with your entire energy system so please wait 2 - 3 minutes for this process to finish (or more if you feel it necessary).

5. Embed

After the synchronisation step is complete, please say the following in order to embed or 'implant' the energies into your energy system. (It may help to say this three times if you wish):

"I ask please to embed the Maitrijusha Golden Eyre energies into my energy field for the blessed expansion of my light, for the infinite benefit of all. May these energies radiate the New Love Consciousness to all. Thankyou, thankyou, thankyou."

During this fifth step, the energies are being fully integrated with your energy system and are 'locked into position'. There has been no timeframes given for this step so please see how you feel and sit for as long as you feel necessary before moving onto step 6.

6. Activation Sequence

In order to activate the Maitrijusha Golden Eyre energies, you will now need to follow this process:

- 1. Visualise the symbols around your body (waist) in a circle (as you did during step 2).
- 2. Visualise the golden dome of energy around your whole body (as you did during step 3).
- 3. Now repeat the words (a minimum of three times):

"Maitrijusha Golden Eyre"

"Maitrijusha Golden Eyre"

"Maitrijusha Golden Eyre"

The energies are now activated! There was again no timeframes given here by the Guides so depending on how you feel, you may wish to sit for a few minutes with these beautiful energies or alternatively move straight into giving thanks.

7. Give Thanks

Once the energies are now activated, you can conclude your attunement by giving humble thanks to the energies and dedicating your efforts for the benefit of all:

"I give my deepest and sincerest thanks for the Maitrijusha Golden Eyre energies. May I use them infinitely for the benefit of all, bringing all realms of consciousness together as one. Thankyou infinitely. Thankyou immensely. Thankyou, with love."

Your Attunement is now complete!
Congratulations!

As Marty and Gerry finished their attunement for the Maitrijusha Golden Eyre, the Guides brought through the following message to help clarify what had transpired during this final attunement. This can also help to clarify what is required from you in the coming days, weeks and months ahead.

With love & light, we sincerely hope that you have enjoyed your attunement and we make the wish that these beautiful Maitrijusha energies will now help you to magnify your love, light & divine healing energies outwards for all to benefit from!

"Once the attunement is completed, there are no practices required and no symbol work needed. The Maitrijusha Golden Eyre energies are now a permanent upgrade in your energy system, allowing a massive expansion or magnification of your light energies. Ie. looking forwards, every piece of light energy work that you do will be magnified through the Maitrijusha Golden Eyre 'circle of embedded light'.

It is therefore important to keep your intention(s) clear and focused as the energies of Maitrijusha Golden Eyre are powerful expanders!

As we have already said, there is nothing especially that you need to do with the Maitrijusha Golden Eyre energies as they will simply activate as part of your own energy field now. This expansion brings with it a great gift of magnified light for the infinite benefit of all - and with this, we offer our immortal thanks for your dedication and suffering to reach this point.

On behalf of all light workers and all consciousness we thank you immensely and graciously. Long may your light continue to radiate for the infinite benefit of all."

You have now completed:

a) The Maitrijusha Golden Eyre
b) The Maitrijusha Complete Course AND
c) The Maitrijusha Master Level Symbols Series!

We thank you immensely from all beings!

2. Final Maitrijusha Completion Notes From The Guides:

Having now completed the entire Maitrijusha Master Level Series, the Guides now want to present you with these final messages of love:

"This is the completion of the Maitrijusha energies as you have now reached the pinnacle point where practice with the Maitrijusha symbols is no longer required. You now have all the Maitrijusha energies permanently embedded in your energy, working away without your conscious need to activate them. This is a great advancement in your energy. Congratulations."

We wish to point out here that although the Guides have explained that it is not necessary to use the Maitrijusha symbols anymore, you are still welcome to if you wish. For example, should you wish to administer the Maitrijusha Gold Complete symbol to others, then please feel free to do this in line with our previous commentary.

However you decide to share these energies, please know that all of the Maitrijusha energies & symbols have now been formally and permanently embedded into your energy system. They will always help to magnify and amplify your intentions and will always be shining through you in every moment. And with this, let us now share the second message that was received from the Guides after the Maitrijusha Golden Eyre attunement:

"This is a powerful and dramatic ending point for the Maitrijusha series of energies and we offer our deep delight and humble thanks for your achievements.

Not only does the embedding of the Maitrijusha Golden Eyre energies in your energy field represent a substantial leap forwards on your own healing and liberation pathway, but it also unconditionally represents a giant leap forwards for all beings. You have now created an energetic presence 10 - 100 times more energetically expansive than when you started on this Maitrijusha pathway.

In addition, Maitrijusha Golden Eyre now embeds all the Maitrijusha frequencies into your system, allowing them to unconditionally and unconsciously be activated simultaneously, creating a radiance of light energies being emitted from your energy body like never before.

With this expansive potential now being fulfilled, you are now more able to help those around you (simply having them in your presence) along with all consciousness, as your energy now expansively radiates further and more strongly for all.

With our many blessings, we grant you complete and eternal Maitrijusha activations for the benefit of all. Go well." ~Xceamyn

3. Final Comments:

We wish to again pass on our deepest and sincerest congratulations for making it to this point in this journey into an ascended state of being. You have made it here through your own hard work, determination and dedication to your practice and for this, we bow down sincerely and earnestly to your immense healing and personal growth efforts!

Please know that this final Maitrijusha step has indeed seen another very profound shift in your energy and this will be a great accompaniment to your continued pathway to a full ascension. As we have discussed in Volume 1 of the Blue Light, these higher teachings offer a very steep & ascended pathway and it is with these beautiful Maitrijusha energies now being embedded within you that you are both prepared and ready for the beautiful rewards which are still to come.

For those of you who are receiving these teachings immediately after completing Blue Light: Volume 1 - The Gateway, we ask that you please ensure that you wait a total time of 14 weeks between Volume 1 - The Gateway and Volume 2. As explained in the message from the Guides, this large 14 week timeframe between Volume 1 and 2 is very important for the energetic accelerations and ascensions required in between these levels.

Should you wish to during this time, you are welcome to continue calling on your other energy based healing practices & techniques and of course, these will now be magnified and amplified with the beautiful Maitrijusha energies for the benefit of all!

Finally, we would like to reiterate here just how important your intentions have now become at this new level of consciousness. For Marty & Gerry, this next part of the journey has become more about helping to co-create a better collective consciousness rather than focusing on the 'I' consciousness. Please know that this is a very important part of the ascension process and is a very natural progression from the egoic 'I' to the ascended 'all' vibration.

It is with much joy, love & Maitri (loving kindness) that that we hope to see you again in the Blue Light teachings and may these beautiful Maitrijusha energies help you to move forwards towards more peace, love & harmony in your life!

With Divine Maitri Light,

Love Inspiration &
Maitri Foundation

Would You Like To Help?

You have received these energies and teachings freely and with love due to the humble and altruistic grace of our donors, sponsors, teachers & translators. If you have enjoyed these energies and would like to help make them continually and freely available for others to heal, grow and awaken from, we lovingly invite you to help in the following ways:

- Make a donation
- Sponsor an ebook
- Help us Fundraise
- Donate A Healing Session
- Donate A Reiki Event
- Share with others
- Translate for others
- Become a teacher
- Write a testimonial
- Help us improve

Your help enables Love Inspiration to continue offering ebooks and courses freely for the infinite benefit of all.

Blessings & Thankyou,
Love Inspiration & Maitri Foundation

For the Benefit Of All

May all be absolutely & infinitely happy and free from suffering.